

**Radiographic Tracings and importance of
anatomical landmarks**

Speaker- Dr. Yesha Jani

Date- 22-12-2021

IQAC REQUISITION FORM

From,

**Department of Oral medicine and radiology
GDCH, Ahmedabad**

To,

**The IQAC head /co-coordinator
Government Dental College & Hospital, Ahmedabad**

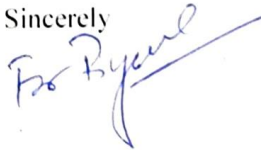
**Subject: Permission for conducting Add-On program on
Radiographic tracings and importance of anatomical landmarks**

Respected Madam/ Sir

We the department/s of Oral Medicine and Radiology has planned to conduct an Add-On Program on Radiographic tracings and importance of anatomical landmarks on 22nd December 2021. Kindly grant permission for the same.

Thanking you.

Yours Sincerely



DATE: 22/12/2021

PLACE: Lecture Hall 2, GDCH, AHMEDABAD.



GOVERNMENT DENTAL COLLEGE AND
HOSPITAL, AHMEDABAD

No. DCH/Dean/ 125 /2021
Gov. Dental College and Hospital,
Ahmedabad -16
Date - 18-12-2021

CIRCULAR

An Add-on program on "Radiographic tracings and Importance of Anatomical landmarks" for Third year BDS Students is organized by Department of Oral Medicine & Radiology in our institute.

Details are as follows.

Date- 22-12-2021

Venue- Lecture hall 3

Time- 11.00 am to 1.00 pm

Speaker- Dr Yesha Jani

IQAC Co-ordinator

Dean

Govt. Dental College and Hospital
Ahmedabad

Copy to:

- All Departments of GDCHA
- Student Section





GOVERNMENT DENTAL COLLEGE AND
HOSPITAL, AHMEDABAD.



ATTENDANCE SHEET - DATE: 22-12-2021

ADD ON PROGRAM ON "RADIOGRAPHIC TRACINGS AND IMPORTANCE OF
ANATOMICAL LANDMARKS" BY ORAL MEDICINE & RADIOLOGY DEPARTMENT
(3RD YEAR BDS STUDENTS)

SR. NO.	NAME OF STUDENT	DESIGNATION	DEPARTMENT	SIGNATURE
1	Barkha Prasad	3 rd year	OMA	
2.	Modi Dhara	3 rd year	OMR	
3.	Pandianchey Shruya Sree- Kandan	3 rd year	OMR	
4.	Nikesh Kumar	3 rd year	OMR	
5.	Aranya S. Kumar	3 rd year	OMR	
6.	Sangeeta Tat	3 rd year	OMR	
7.	Raj Patel	3 rd year	OMR	
8.	Smit Patel	3 rd year	OMR	S.P. Patel
9	SHLOK RANA	3 rd year	OMR	
10	Vidhi Prajapati	3 rd year	OMR	
11	Pall Desai	3 rd year	OMR	
12.	Jaydip Nakum	3 rd year	OMR	
13.	Bhautik Baldaniya	3 rd year	OMR	
14.	Ish Domadia	3 rd year	OMR	
15.	TALAVJA UTTAM	3 rd year	OMR	
16	Vinod Muelhal	3 rd year	OMR	
17	NUSHIT A. MODI	3 rd year	OMR	
18	Priyanka Vesavci	3 rd year	OMR	



GOVERNMENT DENTAL COLLEGE AND
HOSPITAL, AHMEDABAD.



19	love Roy	3 rd year 3rd year	OMR	<u>love Roy</u>
20.	OM Panohal	3 rd year	OMR	<u>Om Panohal</u>
21.	Ronit Vangani	3 rd year	OMR	<u>Ronit V.</u>
22.	Modi Raehudeshm	3 rd year	OMR	<u>P. Modi</u>
23.	Juthar kalpech. D.	3 rd year.	OMR.	<u>Juthar</u>
24.	Paavan Gamit	3 rd year	OMR	<u>paavan</u>
25.	Desai Anand V.	3 rd year	OMR	<u>Anand Desai</u>
26.	Aalay chandhessi	3 rd year	OMR	<u>Aalay</u>
27	Bhargav Thakkor	3 rd year	OMR	<u>Bhargav</u>
28.	Keval Dhol	3 rd year	OMR	<u>R.V. Dhol</u>
29.	Aayush Parikh	3 rd year	OMR	<u>Aayush V. Parikh</u>
30.	Dhouri Kunjadiya	3 rd year	OMR	<u>Dhouri</u>
31.	Meuliker Jader	3 rd year	OMR	<u>M.B. Jader</u>
32.	Bhumi Arman	3 rd year	OMR	<u>Bhumi</u>
33	Preya Shah	3 rd year	OMR	<u>Preya</u>
34	Zehra Baniwala	3 rd year	OMR	<u>Zehra</u>
35	Vruti S. Patel	3 rd year	OMR	<u>Vruti S. Patel</u>
36.	Bhasha Papat	3 rd Year	OMR	<u>Basha</u>
37.	D. shalini	3 rd Year	OMR	<u>D. shalini</u>
38.	Yesha Vadaliya	3 rd Year	OMR	<u>Yesha</u>
39.	Dhwani Patel	3 rd year	OMR	<u>Dhwani</u>
40.	Priyanka Kohli	3 rd year	OMR	<u>Priyanka</u>



GOVERNMENT DENTAL COLLEGE AND
HOSPITAL, AHMEDABAD.



41.	Krunali Patel	3 rd year	OMR	Krunali
42.	Shreyas K. Panchal	3 rd year	OMR	Shreyas
43.	Rutvi M Shah	3 rd year	OMR	Rutvi
44.	Shruti Chirag Shah	3 rd year	OMR	Shruti
45.	Nisha Rajan	3 rd year	OMR	Nisha
46.	Rutu Goswami	3 rd year	OMR	Rutu
47.	Khyati Panchal	3 rd year	OMR	Khyati
48.	Kriti Sheeh	3 rd year	OMR	Kriti
49.	Anshukumar Singh	3 rd year	OMR	Anshu
50.	Dishahti F. Vyas	3 rd year	OMR	Disha
51.	Mahima Jain	3 rd year	OMR	Mahima
52.	Surbhi Taidedi	3 rd year	OMR	Surbhi
53.	Rajvi Patel	3 rd year	OMR	Rajvi
54.	Pal sheth	3 rd yr.	OMR	Pal
55.	Disha Balani	3 rd yr	OMR	Disha
56.	Hemangi Hirpara	3 rd yr	OMR	Hemangi
57.	Reval Moniker	3 rd yr	OMR	Reval
58.	Kajal Parmar	3 rd yr.	OMR	Kajal
59.	Khushi Rather	3 rd yr.	OMR	Khushi
60.	JAHNVI KOTARI	3 rd yr	OMR	Jahnvi
61.	HELLY VAGHELA	3 rd yr	OMR	Helly
62.	Priyanka Jhalil	3 rd year	OMR	Priyanka



GOVERNMENT DENTAL COLLEGE AND
HOSPITAL, AHMEDABAD.



63.	Midhi. G. Lod	3 rd Year	OMR	<u>Midhi</u>
64.	Shreya Dhanani	3 rd year	OMR	<u>Shreya</u>
65.	Sadiya Gajyawala	3 rd year	OMR	<u>Sadiya</u>
66.	Jwinkle Aswani	3 rd year	OMR	<u>Jwinkle</u>
67.	Charvi Dhandhukia	3 rd year	OMR	<u>Charvi</u>
68.	Sakshi Mall.	3 rd year	OMR	<u>Sakshi</u>
69.	Satyam Rathod	3 rd year	OMR	<u>Satyam</u>
70.	Yash R. Sertani	3 rd year	OMR	<u>Yash</u>
71.	Mahi o. patel	3 rd year	OMR	<u>Mahi</u>
72.	Aarti S. Boddly	3 rd year	OMR	<u>Aarti</u>
73.	Kaishita Prujapati	3 rd year	OMR	<u>K.H. Prujapati</u>
74.	Diya Tailor	3 rd year	OMR	<u>Diya</u>
75.	Sejal Kulkarni	3 rd year	OMR	<u>Sejal</u>
76.	Meeta Khant	3 rd year	OMR	<u>Meeta</u>
77.	Bhavana Bhojani	3 rd year	OMR	<u>Bhavana</u>
78.	Meheta Tanvekar	3 rd year	OMR	<u>Meheta</u>
79.	Raveena Ravi	3 rd year	OMR	<u>Raveena</u>
80.	Dani Choudhary	3 rd year	OMR	<u>Dani</u>
81.	Anni Chataliya	3 rd year	OMR	<u>Anni</u>
82.	Shushti Modi	3 rd year	OMR	<u>Shushti</u>
83.	Yashvi Kadani	3 rd year	OMR	<u>Yashvi</u>
84.	Vansha neyidang	3 rd yr	OMR	<u>V.B. Rong</u>

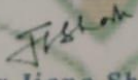
**GOVT DENTAL COLLEGE AND HOSPITAL,
AHMEDABAD**


Certificate Of participation

Presented to

for successfully attending the ADD ON COURSE on
Radiographic Tracings and Importance of Anatomical Landmarks for 3rd
Year BDS Students Conducted By
Department of Oral Medicine and Radiology
on 22th December 2021


Dr Girish Parmar
Dean, GDCH


Dr Jigna Shah
Professor & Head
Oral Medicine and Radiology, GDCH


Dr Shilpa Parikh
Professor,
Oral Medicine and Radiology,
GDCH

COURSE FEEDBACK FORM

COURSE: Radiographic tracings and importance of anatomical landmarks

INSTRUCTOR: Dr. Yesha Jani


DATE: 22-12-2021

PLEASE TICK YOUR RESPONSE

	EXCELLENT	GOOD	AVERAGE	POOR
1. RATE THE COURSE	<input checked="" type="checkbox"/>	<input type="checkbox"/>	<input type="checkbox"/>	<input type="checkbox"/>
2. HOW WAS THE CONTENT?	<input checked="" type="checkbox"/>	<input type="checkbox"/>	<input type="checkbox"/>	<input type="checkbox"/>
3. INSTRUCTOR'S EFFICIENCY IN TEACHING	<input type="checkbox"/>	<input checked="" type="checkbox"/>	<input type="checkbox"/>	<input type="checkbox"/>
4. HOW WAS THE COURSE ORGANIZATION?	<input checked="" type="checkbox"/>	<input type="checkbox"/>	<input type="checkbox"/>	<input type="checkbox"/>
5. HANDS ON TEACHING	<input checked="" type="checkbox"/>	<input type="checkbox"/>	<input type="checkbox"/>	<input type="checkbox"/>

ADDITIONAL COMMENTS: _____

NAME AND SIGN OF FACULTY/STUDENT (Optional):

 (Dr. Yesha Jani)

COURSE FEEDBACK FORM

COURSE: Radiographic tracings and importance of anatomical landmarks

INSTRUCTOR: Dr. Yesha Jani

DATE: 22-12-2021

PLEASE TICK YOUR RESPONSE

	EXCELLENT	GOOD	AVERAGE	POOR
1. RATE THE COURSE	<input checked="" type="checkbox"/>	<input type="checkbox"/>	<input type="checkbox"/>	<input type="checkbox"/>
2. HOW WAS THE CONTENT?	<input type="checkbox"/>	<input checked="" type="checkbox"/>	<input type="checkbox"/>	<input type="checkbox"/>
3. INSTRUCTOR'S EFFICIENCY IN TEACHING	<input checked="" type="checkbox"/>	<input type="checkbox"/>	<input type="checkbox"/>	<input type="checkbox"/>
4. HOW WAS THE COURSE ORGANIZATION?	<input type="checkbox"/>	<input checked="" type="checkbox"/>	<input type="checkbox"/>	<input type="checkbox"/>
5. HANDS ON TEACHING	<input checked="" type="checkbox"/>	<input type="checkbox"/>	<input type="checkbox"/>	<input type="checkbox"/>

ADDITIONAL COMMENTS: _____

NAME AND SIGN OF FACULTY/STUDENT (Optional): Shashank



**GOVERNMENT DENTAL COLLEGE AND
HOSPITAL, AHMEDABAD**

Date: 22/12/2021

REPORT OF EVENT

“Radiographic Tracings and importance of anatomical landmarks”

An add-on program on Radiographic tracings and importance of anatomical landmarks was conducted for third year students by oral medicine and radiology department in Government dental college and hospital on 22/12/2021 which was attended by 85 students.

The radiographic recognition of disease requires knowledge of the radiographic appearance of normal structures. A good diagnosis mandates appreciation of a wide range of variation in the appearance of normal structures. Dr. Yesha Jani made us aware of normal anatomical landmarks and tracing of maxilla and mandible. She provided excellent information and explained well to Third BDS students.

Dr. Yesha Jani
Oral Diagnostic and Radiology Dept.
Govt. Dental College & Hospital
Ahmedabad-16.