



Program and Course Outcomes

To ensure that Learning Outcomes of the teaching programs offered by GDC has defined Program objectives clearly stating program outcomes on the basis of course outcomes that are in relevance with the Regulatory councils.

- The course outcomes are mapped to the program outcomes.
- Program outcomes are achieved by evaluation methods given by the statutory council.
- The learning outcomes determine the graduate attributes.
- The institution has formulated course outcomes to make the students enhance their learning experiences with respect to all domains of learning. Accordingly, their learning assessment is conducted in form of formative at institutional level and summative at the university level.

Process of Outcome Analysis of Program and course outcomes

Statutory council's requirement (DCI) Competency based curriculum



STUDENT LEARNING OUTCOMES



GRADUATE ATTRIBUTES



LEVELS OF ATTAINMENT



COURSE OUTCOMES

PROGRAM OUTCOMES



GOVERNMENT DENTAL COLLEGE AND
HOSPITAL, AHMEDABAD.



Assessment methods

1. Formative assessment

2. Summative assessment

Modes of Assessment

Formative:

Viva-voce

OSCE

Seminars

Assignments

Project Work

Record book for UG

Summative

PG Dissertation

Practical and Viva-voce

CIVIL HOSPITAL CAMPUS, ASARWA, AHMEDABAD, GUJARAT, INDIA-380016


Govt. Dental College & Hospital
Ahmedabad



Program outcomes

Graduates, on completion of program will demonstrate command of the following learning outcomes. Graduates will be able to:

- Develop critical skills in their practice and application of knowledge enabling them to make a valuable contribution to patient and health care as individuals and as responsible members of society.
- Be Competent in diagnosis and management of common dental problems of the individual and the community.
- Communicate effectively in writing on a variety of topics related to dental health.
- Demonstrate an awareness and appreciation of the delivery of culturally competent health
- Appreciate the socio-psychological, cultural, economic and environmental factors affecting health.
- Effectively communicate and acknowledge the impact of the legal, ethical, and political environment on health care policy and delivery.
- Describe and demonstrate management / leadership skills.
- Demonstrate knowledge of and effectively apply health care models, theories, and tools to issues impacting health care delivery.



**GOVERNMENT DENTAL COLLEGE AND
HOSPITAL, AHMEDABAD.**



CIVIL HOSPITAL CAMPUS, ASARWA, AHMEDABAD, GUJARAT, INDIA-380016

DEAN
Govt. Dental College & Hospital
Ahmedabad



**GOVERNMENT DENTAL COLLEGE AND
HOSPITAL, AHMEDABAD.**



Program	Course	Program Outcome
1st BDS	General Human Anatomy, including Embryology and Oral Histology	<ul style="list-style-type: none"> • Know the normal disposition of the structures in the body while clinically examining a patient . • Know the anatomical basis of disease and injury. • Know the microscopic structure of the various tissues, a pre-requisite for understanding of the disease processes. • Know the nervous system to locate the site of lesions according to the sensory and or motor deficits encountered. • Have an idea about the basis of abnormal development, critical stages of development, effects of teratogens, genetic mutations and environmental hazards. • Know the sectional anatomy of head neck and brain to read the features in radiographs and pictures taken by modern imaging techniques. • Know the anatomy of cardio-pulmonary resuscitation. • To locate various structures of the body and to mark the topography of the living anatomy. • To identify various tissues under microscope. • To detect various congenital abnormalities.
	General Human Physiology and Biochemistry, Nutrition and Dietetics	<ul style="list-style-type: none"> • At the end of the course, the student will be able to: • Explain the normal functioning of all the organ systems and their interactions for well-co-ordinated body function. • Assess the relative contribution of each organ system towards the maintenance of the milieu interior. • List the physiological principles underlying he pathogenesis and treatment of disease • Conduct experiments designed for the study of physiological phenomena. • Interpret experimental and investigative data • Distinguish between normal and abnormal data derived as are sult of tests which he/she has performed and observed in the laboratory • A sound but crisp knowledge on the biochemical

CIVIL HOSPITAL CAMPUS, ASARWA, AHMEDABAD, GUJARAT, INDIA-380016



**GOVERNMENT DENTAL COLLEGE AND
HOSPITAL, AHMEDABAD.**



		<p>basis of the life processes relevant to the human system and to dental/medical practice.</p> <ul style="list-style-type: none"> Dental student with knowledge on biochemical agents related to dentistry, various micro and macro nutrients.
	Dental Anatomy, Embryology and oral Histology.	<ul style="list-style-type: none"> The student is expected to appreciate the normal development, morphology, structure & functions of oral tissues & variations indifferent pathological/non-pathological states. The student should understand the histological basis of various dental treatment procedures and physiologic aging process in the dental tissues The students must know the basic knowledge of various research methodologies.
2nd BDS	General Pathology and Microbiology	<p>Pathology</p> <ul style="list-style-type: none"> To demonstrate and apply basic facts, concepts and theories in the field of Pathology. To recognize and analyse pathological changes at macroscopical and microscopical levels and explain their observations in terms of disease processes. To integrate knowledge from the basic sciences, clinical medicine and dentistry in the study of Pathology. To demonstrate understanding of the capabilities and limitations of morphological Pathology in its contribution to medicine, dentistry and biological research. To demonstrate ability to consult resource materials outside lectures, laboratory and tutorial classes. <p>Microbiology</p> <ul style="list-style-type: none"> Understand the basics of various branches of microbiology and able to apply the knowledge

CIVIL HOSPITAL CAMPUS, ASARWA, AHMEDABAD, GUJARAT, INDIA-380016


DEAN
Govt. Dental College & Hospital
Ahmedabad




**GOVERNMENT DENTAL COLLEGE AND
HOSPITAL, AHMEDABAD.**



		<p>relevantly.</p> <ul style="list-style-type: none"> • Apply the knowledge gained in related medical subjects like General Medicine and General Surgery and Dental subjects like Oral Pathology, Community Dentistry, Periodontics, Oral Surgery, Pedodontics, Conservative Dentistry and Oral medicine in higher classes. • Understand and practice various methods of Sterilisation and disinfection in dental clinics. • Have a sound understanding of various infectious diseases and lesions in the oral cavity.
	<p>General and Dental Pharmacology Therapeutics</p>	<ul style="list-style-type: none"> • Describe the pharmacokinetics and pharmacodynamics of essential and commonly used drugs in general and in dentistry in particular. • List the indications, contraindications; interactions, and adverse reactions of commonly used drugs with reason. • Tailor the use appropriate drugs in disease with consideration to its cost, efficacy, safety for individual and mass therapy needs. • Indicate special care in prescribing common and essential drugs in special medical situations such as pregnancy, lactation, old age, renal, hepatic damage and immuno-compromised patients. • Integrate the rational drug therapy in clinical pharmacology. • Indicate the principles underlying the concepts of "Essential drugs".
	<p>Dental Materials</p>	<ul style="list-style-type: none"> • To understand the evolution and development of science of dental material. • Dental student with knowledge of physical, chemical, mechanical and biological properties of all materials used in dentistry. • Knowledge of biomechanical requirements of particular restorative procedure. • To understand and evaluate the claims made by manufactures of dental materials. • Dental student with an ability to manipulate various dental materials.

CIVIL HOSPITAL CAMPUS, ASARWA, AHMEDABAD, GUJARAT, INDIA-380016


DEAN
 Govt. Dental College & Hospital
 Ahmedabad



GOVERNMENT DENTAL COLLEGE AND
HOSPITAL, AHMEDABAD.



	Pre clinical Conservative Dentistry	<ul style="list-style-type: none">• Dental student will have sound knowledge on hand and rotary cutting Instruments.• Dental student with basic skill to prepare cavity designs to receive various restorative materials on typhodont teeth in skill laboratory.
	Pre clinical Prosthodontics and Crown Bridge	<ul style="list-style-type: none">• Dental student with sound knowledge on landmarks in edentulous patients would be able to do all lab procedures to make a conventional complete denture.
3 rd BDS	General Medicine	<ul style="list-style-type: none">• Dental student with sound knowledge on oral manifestations of systemic diseases, medical emergencies in dental practice.• Special precautions/ contraindication of anaesthesia.• Dental students with ability to diagnose and manage various common medical problems encountered in general, dental practice and dental emergencies.• Dental student with basic skill to prevent and manage complications encountered while carrying out various dental surgical and other procedures.
	General Surgery	<ul style="list-style-type: none">• Dental student with sound surgical knowledge on anomalies, lesions and diseases of the teeth, mouth and jaws.• Dental student with an ability to diagnose and manage various common surgical problems encountered in general, dental practice and dental emergencies.
	Oral Pathology	<ul style="list-style-type: none">• The manifestations of common oral and systemic diseases, their diagnosis & correlation with clinical

CIVIL HOSPITAL CAMPUS, ASARWA, AHMEDABAD, GUJARAT, INDIA-380016



DEAN
Govt. Dental College & Hospital
Ahmedabad



GOVERNMENT DENTAL COLLEGE AND
HOSPITAL, AHMEDABAD.



	and Oral Microbiology	<p>pathological processes.</p> <ul style="list-style-type: none">• Study of teeth anomalies through tooth specimens & plaster models.• Microscopic study of common lesions affecting oral tissues through microscopic slides• Basic principles of Forensic Odontology.
4 th BDS	Oral Medicine & Radiology	<ul style="list-style-type: none">• Able to identify precancerous and cancerous lesions of the oral cavity and refer to the concerned-speciality for their management• Should have adequate knowledge about medical complications that can arise while treating systemically compromised patients and take prior precautions/consent from the concerned medical specialist.• Have adequate knowledge about radiation health hazards radiations safety and protection.• Competent to take intra-oral radiographs and interpret the radiographic findings• Gain adequate knowledge of various extra-oral radiographic procedures. TMI radiography and-sialography.• Be aware of the importance of intra- and extra-oral radiographs• In forensic identification and age- estimation• Should be familiar with jurisprudence, ethics and understand the significance of dental records- with respect to law.
	Paediatric & Preventive	<ul style="list-style-type: none">• Able to install a positive attitude and behaviour in children towards oral health and understand- the principles of prevention and preventive dentistry right from birth to adolescence.
	Dentistry	<ul style="list-style-type: none">• Able to guide and counsel the parents in regards to various treatment modalities including- different facets of preventive dentistry.• Able to treat dental diseases occurring in child patient.• Able to manage the physically and mentally challenged disabled children effectively and-

CIVIL HOSPITAL CAMPUS, ASARWA, AHMEDABAD, GUJARAT, INDIA-380016



GOVERNMENT DENTAL COLLEGE AND
HOSPITAL, AHMEDABAD.



Orthodontics & Dentofacial Orthopaedics	<p>efficiently.</p> <ul style="list-style-type: none">• Understand about normal growth and development of facial skeleton and dentition.• Pinpoint aberrations in growth process both dental and skeletal and plan necessary treatment• Diagnose the various malocclusion categories• Able to motivate and explain to the patient (and parent) about the necessity of treatment• Plan and execute preventive orthodontics (space maintainers or space regainers)• Plan and execute interceptive orthodontics (habit breaking appliances)• Manage & treatment of simple malocclusion such as anterior spacing using removable appliances• Handle delivery and activation of removable Orthodontic appliances.• Diagnose and appropriately refer patients with complex malocclusion to the specialist.
Prosthodontics And Crown Bridge	<ul style="list-style-type: none">• Able to understand and use various dental materials• Competent to carry out treatment of conventional complete and partial removable: dentures and fabricate fixed partial dentures• Able to carry out treatment of routine prosthodontic procedures• Familiar with the concept of osseointegration and the value of Implant-supported Prosthodontic-procedures
Conservative Dentistry And Endodontics	<ul style="list-style-type: none">• Competent to diagnose all carious lesions• Competent to perform Class I and Class II cavities and their restoration with amalgam• Restore class V and Class III cavities with glass ionomer cement• Able to diagnose and appropriately treat pulpally involved teeth (pulp capping procedures)• Able to perform RCT for anterior teeth

CIVIL HOSPITAL CAMPUS, ASARWA, AHMEDABAD, GUJARAT, INDIA-380016



DEAN
Govt. Dental College & Hospital
Ahmedabad



GOVERNMENT DENTAL COLLEGE AND
HOSPITAL, AHMEDABAD.



		<ul style="list-style-type: none">• Competent to carry out small composite restorations• Understand the principles of aesthetic dental procedures
Oral Maxillofacial surgery		<ul style="list-style-type: none">• Able to apply the knowledge gained in the basic medical and clinical subjects in the management- of patients with surgical problems• Able to diagnose, manage and treat patients with basic oral surgical problems• Have a broad knowledge of maxillofacial surgery and oral implantology• Should be familiar with legal, ethical and moral issues pertaining to the patient care and communication skills• Should have acquired the skill to examine any patient with an oral surgical problem in an- orderly manner• Understand and practice the basic principles of asepsis and sterilization.• Should be competent in the extraction of the teeth under both local and general anaesthesia.• Competent to carry out certain minor oral surgical procedure under LA like trans alveolar extraction, frenectomy, dentoalveolar procedures, simple impaction, biopsy, etc.• Competent H/O assess, prevent and manage common complications that arise during and after minor oral surgery• Able to provide primary care and manage medical emergencies in the dental office• Familiar with the management of major oral surgical problems and principals involved in the patient management.
Public Health Dentistry		<ul style="list-style-type: none">• Apply the principles of health promotion and disease prevention• Have knowledge of the organization and provision of health care in community and in the hospital service• Have knowledge of the prevalence of common dental conditions• Have knowledge of community-based preventive

CIVIL HOSPITAL CAMPUS, ASARWA, AHMEDABAD, GUJARAT, INDIA-380016


DEAN
Govt. Dental College & Hospital
Ahmedabad



GOVERNMENT DENTAL COLLEGE AND
HOSPITAL, AHMEDABAD.



		<p>measures</p> <ul style="list-style-type: none">• Have knowledge of the social , cultural and environmental factors which contribute to health or illness.• Administer and hygiene instructions, topical fluoride therapy and fissure sealing• Educate patients concerning the aetiology and prevention of oral disease and encourage them to assure responsibility for their oral health.
--	--	--

CIVIL HOSPITAL CAMPUS, ASARWA, AHMEDABAD, GUJARAT, INDIA-380016


DEAN
Govt. Dental College & Hospital
Ahmedabad



Course outcome-BDS

Name of the program	Name of the Course	Course outcome
BDS -1 st Year	General Human Anatomy, Including Embryology, Osteology & Histology	<ol style="list-style-type: none">1. Dental student with knowledge on normal disposition of the structures in the body, microscopic structure of the various tissues, nervous system to locate the site of lesions, sectional anatomy of head, neck and brain.2. Dental student possessing skills to locate various structures of head and neck of the body, identify various tissues under microscope,3. Dental student with knowledge on basic sciences and clinical subjects.
BDS -1 st Year	General Human Physiology	<ol style="list-style-type: none">1. Dental student with knowledge on normal functioning of all the organ systems and their interactions, relative contribution of each organ system towards the maintenance of total body function, physiological principles underlying the pathogenesis of various diseases and oral and para oral structures.2. Dental student with basic skill to conduct and

CIVIL HOSPITAL CAMPUS, ASARWA, AHMEDABAD, GUJARAT, INDIA-380016



DEAN
Govt. Dental College & Hospital
Ahmedabad



GOVERNMENT DENTAL COLLEGE AND
HOSPITAL, AHMEDABAD.



		interpret experimental and investigative data.
BDS -1 ST Year	Biochemistry	Dental student with knowledge on biochemical agents related to dentistry, various micro and macro nutrients.
BDS -1 ST Year	Dental Anatomy, Embryology And Oral Histology	<ol style="list-style-type: none">1. Dental graduate with basic knowledge on Morphology of both deciduous and permanent teeth, Methods of identifying the teeth and age of the plaster cast2. Dental graduate with basic skills in Wax carving of teeth, Identifying the basic histology slides by microscopy.3. Dental graduate with potential efficiently communicate physiological development, morphology. structure & functions of teeth and oral & para-oral tissues & its variations.
BDS - 2 ND YEAR	General Pathology	<ol style="list-style-type: none">1. Dental student with knowledge on pathological changes at macroscopic and microscopic levels, capabilities and limitations of morphological Pathology in its contribution to dentistry.2. Dental student with an ability to integrate knowledge from the basic sciences to clinical

CIVIL HOSPITAL CAMPUS, ASARWA, AHMEDABAD, GUJARAT, INDIA-380016

DEAN
Govt. Dental College & Hospital
Ahmedabad




GOVERNMENT DENTAL COLLEGE AND
HOSPITAL, AHMEDABAD.



BDS 2 ND YEAR	- Microbiology	application in dentistry 1. Dental student with sound understanding of various infectious diseases and lesions in the oral cavity, various methods of Sterilisation and disinfection. 2. Dental student with basic skills to select, collect and transport clinical specimens to the laboratory and be able to carry out proper aseptic procedures in the dental clinic.
BDS 2 ND YEAR	- General and Dental Pharmacology and Therapeutics	1. Dental student with knowledge on indications, contraindications; interactions, allergies and adverse reactions of commonly used drugs, use of appropriate drugs in disease with consideration to its efficacy, safety for individual and mass therapy needs. 2. Dental student with an ability to advice special care in prescribing common and essential drugs in special medical situations such as pregnancy, lactation, old age, renal, hepatic damage and immune compromised patients. 3. Dental student with skills to prescribe drugs for common dental and medical ailments,

CIVIL HOSPITAL CAMPUS, ASARWA, AHMEDABAD, GUJARAT, INDIA-380016


DEAN
Govt. Dental College & Hospital
Ahmedabad



GOVERNMENT DENTAL COLLEGE AND
HOSPITAL, AHMEDABAD.



		appreciate adverse reactions and drug interactions of commonly used drugs.
BDS - 2 ND YEAR	Dental Materials	<ol style="list-style-type: none">1. Dental student with knowledge of physical, chemical, mechanical and biological properties of all materials used in dentistry.2. Dental student with an ability to manipulate various dental materials.
BDS - 2 ND YEAR	Pre-Clinical Prosthodontics	<ol style="list-style-type: none">1. Dental student with sound knowledge on landmarks in edentulous patients would be able to do all lab procedures to make a conventional complete denture.
BDS - 2 ND YEAR	Pre-Clinical Conservative Dentistry	<ol style="list-style-type: none">1. Dental student will sound knowledge on hand and rotary cutting instruments.2. Dental student with basic skill to prepare cavity designs to receive various restorative materials on typhodont teeth in skill laboratory.
BDS -3 rd YEAR	General Medicine	<ol style="list-style-type: none">1. Dental Student with sound knowledge on oral manifestations of systemic diseases, medical emergencies in dental practice. Special precautions/contraindications of anaesthesia.2. Dental students with ability to diagnose and manage various common medical problems encountered in general,

CIVIL HOSPITAL CAMPUS, ASARWA, AHMEDABAD, GUJARAT, INDIA-380016


DEAN
Govt. Dental College & Hospital
Ahmedabad



GOVERNMENT DENTAL COLLEGE AND
HOSPITAL, AHMEDABAD.



		<p>dental practice and dental emergencies.</p> <p>3. Dental student with basic skill to prevent and manage complications encountered while carrying out various dental surgical and other procedures.</p>
BDS -3 rd YEAR	General Surgery	<p>1. Dental student with sound surgical knowledge on anomalies, lesions and diseases of the teeth, mouth and jaws.</p> <p>2. Dental student with an ability to diagnose and manage various common surgical problems encountered in general, dental practice and dental emergencies.</p>
BDS -3 rd YEAR	Oral Pathology	<p>1. Dental graduate with basic knowledge on pathogenesis of Oral disease, diagnosis and comparison based on clinical, radiograph and histopathology features of oral disease</p> <p>2. Dental graduate with basic skills in preparation of ground sections and oral smears, age estimation based on teeth, identifying and diagnosing the pathology. based on light microscopy.</p> <p>3. Dental graduate with potential to efficiently</p>

CIVIL HOSPITAL CAMPUS, ASARWA, AHMEDABAD, GUJARAT, INDIA-380016


DEAN
Govt. Dental College & Hospital
Ahmedabad



GOVERNMENT DENTAL COLLEGE AND
HOSPITAL, AHMEDABAD.



		communicate diagnosis & correlate with other oral disease with their pathological processes.
BDS -4 th YEAR	Oral Medicine and Radiology	<ol style="list-style-type: none">1. Generate graduates that demonstrate the necessary knowledge, skills and attitude in Oral & Maxillofacial Diagnosis, Diagnostic procedures and medical management of such disorders.2. Create confident and competent Dental professionals. who can accomplish and execute clinical deftness in the diagnosis and management of facial disorders.
BDS -4 th YEAR	Oral and Maxillofacial Surgery	<ol style="list-style-type: none">1. Application of knowledge of related medical subjects in management of patients with oral surgical problem.2. Sufficient knowledge to diagnose, manage and treat minor oral surgical procedures.3. Understanding and exposure to the management of major oral surgical problems and principles involved in inpatient management.
BDS -4 th YEAR	Periodontology	<ol style="list-style-type: none">1. Oral health professionals who are efficient and trained to handle oral health issues.2. Dental graduates on par

CIVIL HOSPITAL CAMPUS, ASARWA, AHMEDABAD, GUJARAT, INDIA-380016


DEAN
Govt. Dental College & Hospital
Ahmedabad



**GOVERNMENT DENTAL COLLEGE AND
HOSPITAL, AHMEDABAD.**



		<p>with latest technologies which would develop them as professionals as well as help them in their employment opportunities</p> <ol style="list-style-type: none"> 3. Dental graduate with practical skills which would improve doctor patient relationship having positive impact on society 4. Dental graduate who is skilled to apply multidisciplinary approach for successful treatment outcome 5. Dental graduate with a research mindset trained on par with international standards.
<p>BDS -4th YEAR</p>	<p>Pedodontics and Preventive Dentistry</p>	<ol style="list-style-type: none"> 1. KNOWLEDGE: Dental practitioners with ability to diagnose common dental problems and/or capability-to-assess-growth and development variations and suggest necessary referrals or actions as needed timely. 2. SKILL: Clinicians who can effectively and efficiently perform basic dental treatments in children from birth to adolescence with proper behavioural management of child

CIVIL HOSPITAL CAMPUS, ASARWA, AHMEDABAD, GUJARAT, INDIA-380016



GOVERNMENT DENTAL COLLEGE AND
HOSPITAL, AHMEDABAD.



		and the parent, as well as give positive dental attitude with preventive modalities
BDS -4 th YEAR	Conservative Dentistry & Endodontics	<ol style="list-style-type: none">1. To educate and impart clinical skill to students which will help them in providing quality restorative treatment and basic endodontic procedures.2. To provide restorative care in dentistry in a manner which will competent and ethical contribute to the oral health and general wellbeing of the individual and community.3. As a graduate, the dentist would exhibit professional behaviour, basic skills to carry out range of dental procedures in general dental practice independently with consistency and accuracy.4. To instill the importance of life-long learning and updating the knowledge in the field of restorative dentistry and endodontic.
BDS -4 th YEAR	Prosthodontics & Crown & bridge	<ol style="list-style-type: none">1. Dental graduate with knowledge on prosthetics needs of patients, fabrication of all prosthodontics modes of treatment.2. Dental graduate who is able to diagnose, motivate and treat patients who are partially and completely

CIVIL HOSPITAL CAMPUS, ASARWA, AHMEDABAD, GUJARAT, INDIA-380016


DEAN
Govt. Dental College & Hospital
Ahmedabad



GOVERNMENT DENTAL COLLEGE AND
HOSPITAL, AHMEDABAD.



		<p>edentulous (including geriatric patients) with complete and partial dentures.</p> <p>3. Dental graduate skilled enough to identify cases requiring specialist prosthodontics treatment needs and refer them for further follow-up.</p>
BDS -4 th YEAR	Orthodontics and Dentofacial Orthopaedics	<p>1. Graduates emerging from this institute are excelling in academics & Practice.</p> <p>2. Many undergraduates from our institutes are pursuing post-graduation in this specialty.</p>
BDS- 4th year	Public health dentistry	<p>1. Dental graduate with basic knowledge on oral health problems in India, methods for collecting data on these problems, methods for prevention and control of these problems at individual and community levels.</p> <p>2. Dental graduate with basic skills in identifying oral health problems, collecting data on oral health problems prevailing in the country through surveys, developing strategies for their control at individual and community levels.</p> <p>3. Dental graduate with potential to efficiently communicate needs of the community, simple self-care strategies to promote oral health of population.</p>

CIVIL HOSPITAL CAMPUS, ASARWA, AHMEDABAD, GUJARAT, INDIA-380016





Course outcome-MDS

Name Of the Program	Name of the Course	Course Outcome
MDS in Prosthodontics and crown & bridge	Applied Anatomy, Physiology, Pathology and Dental materials	<ol style="list-style-type: none">1. The candidate would possess knowledge about applied basic and systematic medical sciences.2. The candidate would be able to examine the patients requiring Prosthodontics therapy, investigate the patient systemically, analyse the investigation results.3. The candidate would diagnose, plan treatment, communicate it with the patient and execute it.
	Removable Prosthodontics and Oral Implantology	<ol style="list-style-type: none">1. The candidate would knowledge about age changes and possess Prosthodontics Therapy for the aged related removable oral Prosthodontics Implantology2. The candidate would be able to demonstrate the clinical competence to restore lost functions of stomatognathic system namely mastication, speech, psychological comforts removable prosthesis.3. The candidate would be able to adopt ethical principles Prosthodontic practice. Professional honesty and integrity are to be appearance fostered. Treatment be delivered irrespective of social and status, caste, creed or religion of patient.
	Fixed Prosthodontics	<ol style="list-style-type: none">1. The candidate would understand the prevalence prevention diseases of cranio-mandibular system related to fixed prosthetic



GOVERNMENT DENTAL COLLEGE AND
HOSPITAL, AHMEDABAD.



		<p>dentistry.</p> <ol style="list-style-type: none">The candidate would be willing to methods adopt new techniques in fixed prosthodontics from time to time based on scientific research, which is in patient's best interest.The candidate would be able to communicate in simple understandable language with the patient and explain the 1 principles of fixed prosthodontics to the patient.
	Essay	<ol style="list-style-type: none">The candidate would be able to outline the knowledge, procedural and operative skills needed in Master's Degree in Prosthodontics.The candidate would possess comprehensive knowledge and the ability to apply the same in all the sub branches of prosthodontics.
MDS- Pedodontics and Preventive & dentistry	Applied Basic Sciences	<ol style="list-style-type: none">Student should be able to understand applied Anatomy, genetics, Applied Physiology, Applied Pathology, Nutrition, Diet, Growth & Development, Cariology and Fluoride.Student will be get acquainted with Dental health concepts, Effects of civilization and environment, Dental Health delivery system, Public Health measures related to children along with principles of Paediatric Preventive DentistryStudent should be able develop an attitude of Counselling in Paediatric Dentistry.Student should be able to do Case History, Recording, Outline of principles of examination, diagnosis & treatment planning.
	Clinical	<ol style="list-style-type: none">Student should be competent to

CIVIL HOSPITAL CAMPUS, ASARWA, AHMEDABAD, GUJARAT, INDIA- 380016


DEAN
Govt. Dental College & Hospital
Ahmedabad



GOVERNMENT DENTAL COLLEGE AND
HOSPITAL, AHMEDABAD.



	Pedodontics	<p>treat dental diseases which are occurring in child patient. Student should be able to manage to repair and restore the lost / tooth structure to maintain harmony between both hard and soft tissues of the oral cavity.</p> <ol style="list-style-type: none">2. Student should be able to manage the disabled children effectively and efficiently tailored to the needs of individual requirement and conditions.3. Student should be able to acquire skills in managing efficiency life threatening condition with emphasis on basic life support measures.4. Student should be able to develop an attitude to adopt ethical principles in all aspects of Paediatric dental practice along with professional honesty and integrity.
	Preventive Community Dentistry as applied to Paediatric Dentistry	<ol style="list-style-type: none">1. Student should be able to create a good oral health in the child with Installing a positive attitude and behaviour in children2. Student should be able to understand the principles of prevention and preventive dentistry right from birth to adolescence.3. Student should be able to guide and counsel the parents in regards to various treatment modalities including different facets of preventive dentistry.4. Student should be able to deliver care irrespective of the social status, cast, creed, and religion of the patients.5. Student should be able to share the

CIVIL HOSPITAL CAMPUS, ASARWA, AHMEDABAD, GUJARAT, INDIA-380016


DEAN
Govt. Dental College & Hospital
Ahmedabad



GOVERNMENT DENTAL COLLEGE AND
HOSPITAL, AHMEDABAD.



		knowledge and clinical experience with professional colleagues with own willingness.
	Essay	<ol style="list-style-type: none">1. For a given case, the student after a critical assessment should be able to adopt new methods and techniques of Paediatric dentistry that is developed time to time, based on scientific researches, which are in the best interest of the child and patient.2. Student should be able to respect child patient's rights and privileges, including child patient's right to information and right to seek a second opinion.
MDS- Oral & Maxillofacial Surgery	Applied basic sciences	<p>The student would be knowledgeable about: Development and growth of face, teeth and jaws,</p> <p>Age changes and evaluation of mandible in detail</p> <ul style="list-style-type: none">• Congenital abnormality of or facial regions• Surgical anatomy of scalp, temple and face• Anatomy and its applied aspects of triangles of neck and deep structures of neck• Cranial facial bones and surrounding soft tissues• Cranial nerves• Tongue• Temporal and infratemporal region and Temporomandibular

CIVIL HOSPITAL CAMPUS, ASARWA, AHMEDABAD, GUJARAT, INDIA-380016

DEAN
Govt. Dental College & Hospital
Ahmedabad



		<p>joint in detail</p> <ul style="list-style-type: none">• Orbits and its contents• Muscles of face and neck• General consideration of the structure and function of brain and applied anatomy of intracranial venous sinuses• Cavernous sinus and superior sagittal sinus• Brief consideration of autonomous nervous system• Functional anatomy• Mastication, Deglutition and speech• Respiration and circulation• Histology of oral mucosa, connective tissue, bone, cartilage, cellular elements of blood vessels, lymphatic nerves, muscles.• Tooth and its surrounding structures.• Cross- sectional Anatomy of head and neck, as applied in CT, MRI interpretation• Salivary glands Anatomy, Embryology and Histology <p>APPLIED PHYSIOLOGY</p> <ol style="list-style-type: none">1. Nervous system -physiology of nerve conduction, pain pathway, and parasympathetic & sympathetic nervous system, hypothalamus body temperature, mechanism of controlling body temperature.2. Blood - its composition haemostasis, blood dyscrasias and its management,
--	--	--



GOVERNMENT DENTAL COLLEGE AND
HOSPITAL, AHMEDABAD.



		<p>haemorrhage and its control, blood grouping, cross matching, blood component therapy, complications of blood transfusion, blood substitutes, auto transfusion, cell savers.</p> <ol style="list-style-type: none">3. Digestive system composition and functions of saliva, digestion, assimilation, mastication, deglutition, urine formation, normal and abnormal constituents.4. Respiratory system - respiration control of ventilation, anoxia, asphyxia, artificial respiration, hypoxia type and management5. CVS cardiac cycle, shock, heart sounds, blood pressure, hypertension.6. Endocrinology - metabolism of calcium endocranial activity and disorder relating thyroid gland, parathyroid gland, adrenal gland, pituitary gland, pancreas and gonads.7. Nutrition - general principles balanced diet, effect of dietary deficiency, protein energy malnutrition, nutritional assessment, metabolic responses to stress, need for nutritional support.8. Fluid and electrolytic balance / acid base metabolism - the body fluid compartment, metabolism of water and electrolytes, factors maintaining haemostasis causes for treatment of acidosis and alkalosis.
--	--	---

CIVIL HOSPITAL CAMPUS, ASARWA, AHMEDABAD, GUJARAT, INDIA-380016


DEAN
Govt. Dental College & Hospital
Ahmedabad



		<p>APPLIED PATHOLOGY</p> <ol style="list-style-type: none">1. Inflammation - acute and chronic inflammation, repair and regeneration, necrosis and gangrene and role of component system in acute inflammation, role of arachidonic acid and its metabolites in acute inflammation, growth factors in acute inflammation role of NSAIDS inflammation, cellular changes in radiation injury and its manifestations.2. Wound management wound healing factors influencing healing, properties of suture materials, and appropriate uses of sutures.3. Haemostasis -role of endothelium, thrombogenesis, arterial thrombi disseminated venous intravascular coagulation.4. Hypersensitivity shock and pulmonary failure, types of shock, shock, diagnosis, resuscitation, pharmacological support, ARDS and its causes and prevention, ventilation and support5. Neoplasia -classification of tumours, carcinogens carcinogenesis, and spread tumours, characteristics of benign and malignant tumours, grading and staging of tumours various laboratory investigation.6. Chromosomal abnormalities facial manifestations.7. Basics of immunology-primary and acquired immune deficiencies.
--	--	---



GOVERNMENT DENTAL COLLEGE AND
HOSPITAL, AHMEDABAD.



	Minor Oral Surgery and Trauma	<p>The students would be well trained in the assessment and management of:</p> <ol style="list-style-type: none">1. Basic Exodontia2. Complicated Exodontia3. Surgical management of Impacted teeth4. Ectopically positioned and unerupted teeth5. Tooth Reimplantation and Transplantation6. Surgical uprighting and Repositioning7. Principles of Endodontic Microsurgery8. Periodontal Considerations for Oral Surgery9. Procedures involving the Dentogingival junction10. Pediatric Dentoalveolar Surgery11. Lasers in Oral and Maxillofacial Surgery12. Complications of Dentoalveolar Surgery <p>The students would be able to diagnose and manage medical emergencies like, prevention and management of altered consciousness (syncope, orthostatic hypotension, seizures, diabetes mellitus, adrenal insufficiency), hypersensitivity reactions, chest discomfort, and respiratory difficulty</p> <p>The students would be knowledgeable about</p> <ol style="list-style-type: none">1. Diagnosis and Perioperative
--	-------------------------------------	--

CIVIL HOSPITAL CAMPUS, ASARWA, AHMEDABAD, GUJARAT, INDIA-380016


DEAN
Govt. Dental College & Hospital
Ahmedabad



		<p>Management of Head and Neck Injuries</p> <p>2. Basic Principles of Treatment: Hard and Soft tissue injuries</p> <p>The students would be acquainted with the knowledge and clinical skills in the management of</p> <ol style="list-style-type: none">1. Dentoalveolar Injuries2. Mandibular Fractures3. Temporomandibular Joint Region Injuries4. Zygomatic Complex Fractures5. Orbital Trauma6. Midface injuries7. Frontal Sinus Fractures and associated Injuries8. Nasal injuries9. Soft Tissue injuries10. Special Soft Tissue injuries11. Avulsive Hard Tissue injuries12. Maxillofacial Injuries in Children13. Maxillofacial Injuries in the Elderly14. Complex Facial Trauma Patient
	Maxillofacial Surgery	<p>The students would be acquainted with the knowledge and clinical skills in the management of</p> <ol style="list-style-type: none">1. Salivary gland Sialography, Salivary fistula and management diseases of salivary gland developmental disturbances, cysts, inflammation and sialolithiasis, Mucocele and Ranula, Tumours of salivary gland and their



**GOVERNMENT DENTAL COLLEGE AND
HOSPITAL, AHMEDABAD.**



		<p>management, Staging of salivary gland tumours, Parotidectomy</p> <p>2. Temporomandibular Joint: Aetiology, history signs, examination and diagnosis temporomandibular joint disorders.</p> <p>Ankylosis and management of the same with different treatment modalities. MPDS and management. Condylectomy procedures, Various approaches to TMJ, Recurrent dislocations – different treatment modalities, MPDS and management, Condylectomy - different procedures, Various approaches to TMJ, Recurrent dislocations Aetiology and Management</p> <p>Oncology: Biopsy, Management of pre-malignant tumours of head and neck region, Benign and Malignant tumours of Head and Neck region, Staging of oral cancer and tumour markers</p> <p>Management of oral cancer, Radial Neck dissection, Modes of spread of tumours, Diagnosis and management of tumours of nasal, paranasal, neck, tongue, cheek, maxilla and mandible</p> <p>Radiation therapy in maxillofacial regions, Lateral neck swellings</p> <p>Orthognathic surgery: Diagnosis and treatment planning. Cephalometric</p>
--	--	---



	<p>analysis, Model surgery, Maxillary and mandibular repositioning procedures, Segmental osteotomies, Management of apertognathia, Genioplasty, Distraction osteogenesis Odontogenic and non</p> <p>Cysts and tumour of oro-facial region: Odontogenic tumours and their management</p> <p>Giant lesions of jawbone, Fibro osseous lesions of jawbone, Cysts of jaw</p> <p>Laser surgery: The application of laser technology in surgical Treatment of lesions</p> <p>Cryosurgery: Principles, applications of cryosurgery in surgical management</p> <p>Cleft lip and palate surgery: Detailed knowledge of the development of the face, head and neck, Diagnosis and treatment planning Current concepts in the management of cleft lip and palate deformity Knowledge of Naso endoscopy and other diagnostic techniques in the evaluation of speech and hearing Concept of multidisciplinary team management</p> <p>Aesthetic facial surgery: Detailed knowledge of the structures of the face</p>
--	--



**GOVERNMENT DENTAL COLLEGE AND
HOSPITAL, AHMEDABAD.**



		<p>and neck including skin and underlying soft tissue, Diagnosis and treatment planning of deformities and conditions affecting facial skin Underlying facial muscles, bone. Eyelids external ear Surgical management of post acne scarring, facelift, blepharoplasty, otoplasty, facial bone recontouring, etc</p> <p>Craniofacial surgery: Basic knowledge of developmental anomalies of the face, head and neck, Basic concepts in the diagnosis and planning of various head and neck anomalies including facial clefts, craniosynostosis syndromes, etc. Current concept in the management of Craniofacial anomalies</p> <p>Implantology: Principles for the Surgical Placement Of Endosseous Implants, Subperiosteal Implants, The Trans mandibular Implant Reconstruction System, Single-tooth Replacement in Oral Implantology, Posterior Implant Restorations For Partially Edentulous Patients, Maxillary Sinus Grafts and Implants, Surgical Implant Failures, Soft Tissue Considerations</p>
	<p>Essay</p>	<p>The students would be able to diagnose, meticulously plan and manage competently various conditions in maxillofacial surgery including challenging cases.</p> <p>They would be knowledgeable about conventional and recent advances in the diagnosis and management of oral and</p>

CIVIL HOSPITAL CAMPUS, ASARWA, AHMEDABAD, GUJARAT, INDIA-380016


DEAN
Govt. Dental College & Hospital
Ahmedabad



		<p>maxillofacial conditions.</p> <p>The students would be well versed in basic surgical techniques and knowledgeable about the advanced skills required in maxillofacial surgery.</p>
MDS-Orthodontics and Dentofacial Orthopedics	Applied Basic sciences	<p>1. Applied Anatomy Under anatomy they would have learnt about Prenatal and post-natal growth of head, bone growth, assessment of growth and development muscles of mastication, Development of dentition and occlusion.</p> <p>2. Applied Physiology Under Physiology they would have learnt about Endocrinology and its disorders, Calcium and its metabolism, Nutrition. metabolism and their disorders, Muscle physiology, craniofacial biology, bleeding disorders.</p> <p>3. Dental Materials Under Dental Materials they would have learnt about Gypsum products, impression materials, acrylics, composites, banding and bonding cements, wrought metal alloys, orthodontic wires. elastics, applied physics, specification and tests methods, survey of all contemporary and recent advances of above.</p> <p>4. Genetics Under Genetics they would have learnt about Cell structure, DNA, RNA, protein synthesis, cell division, Chromosomal abnormalities, Principles of orofacial genetics, Genetics in malocclusion, Molecular basis of genetics. Studies</p>



		<p>related to malocclusion, Recent advances in genetics related to malocclusion, specification and tests methods, survey of all contemporary and recent advances of above.</p> <p>5. Physical Anthropology Under Physical Anthropology they would have learnt about Evolutionary development of dentition, Evolutionary development of jaws</p> <p>6. Pathology Under Pathology they would have learnt about inflammation, and necrosis</p> <p>7. Biostatistics Under Biostatistics they would have learnt about Statistical principles, Sampling and Sampling technique, Experimental models, design interpretation, Development of skills for preparing clear concise and scientific abstracts and Publication.</p> <p>8. Applied research methodology in Orthodontics Under Applied research methodology in Orthodontics, they would have learnt about Experimental design, Animal experimental protocol, Principles in the development, execution and interpretation of methodologies in Orthodontics, Critical Scientific appraisal of literature</p>
	Diagnosis	<p>1. Orthodontic history Under Orthodontic History they</p>



	<p>And Treatment Planning</p>	<p>would have learnt about Historical perspective, Evolution of orthodontic appliances, Pencil sketch history of Orthodontic peers, History of Orthodontics in India.</p> <p>2. Concepts of occlusion and aesthetics Under this, the students would learn about Structure and function of all anatomic components of occlusion. Mechanics of articulation, recording of masticatory function, Diagnosis of Occlusal dysfunction, Relationship of TMJ anatomy and pathology and. Related neuromuscular physiology.</p> <p>3. Aetiology and Classification of malocclusion Under this, the students would learn about, a comprehensive review of the local and systemic factors in the causation of Malocclusion and Various classifications of malocclusion.</p> <p>4. Dentofacial Anomalies Under this, the students would learn about, anatomical, physiological and pathological characteristics major groups developmental defects of orofacial structures.</p> <p>5. Child and Adult Psychology Under this, the students would learn about Stages of child development, Theories of psychological development, Management of an orthodontic treatment, Management of handicapped child, Motivation and</p>
--	---------------------------------------	--


 DEAN
 Govt. Dental College & Hospital
 Ahmedabad




		<p>Psychological problems related malocclusion / orthodontics, Adolescent psychology, Behavioural psychology and communication.</p> <p>6. Diagnostic procedures and treatment planning in orthodontics</p> <p>Under this, the students would learn about Stages of child development, Theories of psychological development, Management orthodontic treatment, Management of handicapped child, Motivation and Psychological problems related to malocclusion/orthodontics, Adolescent psychology, Behavioural psychology and communication.</p> <p>7. Cephalometric</p> <p>Under this the student would learn about, Instrumentation, Image processing. Tracing and analysis of errors and applications, Radiation hygiene. Advanced Cephalometric techniques, Comprehensive review of literature, Video imaging principles and application.</p> <p>8. Practice management in Orthodontics</p> <p>Under this the student would learn about, Economics and dynamics of solo and group practices, Personal management, Materials management, Public relations, Professional relationship, Dental ethics and jurisprudence, Office</p>
--	--	---



		sterilization procedures, Community based Orthodontics
	Clinical Orthodontics	<p>1. Myofunctional Appliances The students will be capable of diagnosing and interpreting the knowledge obtained to treat developing malocclusion at a younger age.</p> <p>2. Dentofacial Orthopaedics The students will develop acumen to identify and deliver treatment regimes using orthopaedic appliances to the appropriate cases.</p> <p>3. Cleft Lip & Palate Rehabilitation The students will be trained to treat the CLCP cases with empathy starting with Naso alveolar moulding at the infant stage and then systematically treat the malocclusion using removable / fixed orthodontics during the mixed & permanent dentition by harmonizing the treatment plan with the other members of the multidisciplinary cleft team.</p> <p>4. Biology of tooth movement Basic understanding of the applied anatomy & physiology regarding to tooth & its surrounding structures will be inculcated into the student, so that the results of application of orthodontic forces can be understood and clinically used.</p> <p>5. Orthodontics/ Orthognathic Surgery Students will be thoroughly trained in conjoint diagnosis & treatment planning</p>



		<p>of cases requiring surgical intervention.</p> <p>6.Ortho/ Perio/ Prosth inter relationship</p> <p>Students will be trained in treating complicated cases requiring a multi-disciplinary approach in patient management.</p> <p>7. Basic Principles mechanotherapy</p> <p>Students will be trained in designing, construction, fabrication & management of cases using orthodontics.</p> <p>8.Applied preventive aspects in orthodontics</p> <p>A comprehensive view of diagnosing & preventing caries, periodontal diseases to maintain proper inter arch relationship.</p> <p>9. Interceptive orthodontics Students will be trained in growth guidance, diagnosing & treatment planning of early malocclusion both at mixed/ permanent dentition.</p> <p>10. Retention & relapse</p> <p>To analyse post treatment stability, prevent to any relapse.</p>
	Essay	<p>1. Recent Advances</p> <p>The students would be trained in above mentioned topics in detail, so that the student would know the recent updates along with the previous literature available.</p>
MDS-	Oral Applied	1. The students should have basic


DEAN
 Govt. Dental College & Hospital
 Ahmedabad



**GOVERNMENT DENTAL COLLEGE AND
HOSPITAL, AHMEDABAD.**



Pathology & Microbiology	Basic Science	<p>knowledge of biostatistics and research methodology.</p> <ol style="list-style-type: none"> They would have learnt the anatomy, histology, biochemical and physiology of oral and para-oral structure. They would have learnt the basic pathology, microbiology and basic molecular aspects of pathology.
	Oral Pathology, Microbiology, Immunology and Forensic Odontology	<ol style="list-style-type: none"> The student should have to understand the pathological processes of oral diseases. The student would have to understand the pathological processes of oral diseases, compare and diagnose based on clinical, radiographical and histopathological findings which involves the oral and para-oral structures. They would have learnt and perform the preparation of ground sections oral smears and histology slides. Student would have studied and be able to identify and diagnose the disease based on microscopy.
	Laboratory Techniques Diagnosis and Oncology	<ol style="list-style-type: none"> The students should have basic knowledge of biopsy procedure and slide preparation. They would have the basic knowledge on laboratory chemicals and equipments. Student should have learnt to identify and appreciate the microscopic slide and writing a report on oral diseases /lesion. Student should have knowledge on Basic haematological tests, urine analysis and its clinical significance.

CIVIL HOSPITAL CAMPUS, ASARWA, AHMEDABAD, GUJARAT, INDIA-380016


DEAN
Govt. Dental College & Hospital
Ahmedabad



GOVERNMENT DENTAL COLLEGE AND
HOSPITAL, AHMEDABAD.



	Essay	<ol style="list-style-type: none">1. Student should have comprehensive knowledge on oral and para-oral structures and related pathologies and also on recent advanced methodology/techniques and molecular aspect.
MDS- Periodontology	Applied Basic Sciences	<ol style="list-style-type: none">1. Should have abroad overview of the current research and methods used in studying problems in periodontal disease.2. Should have an understanding of the broad range of infection diseases affecting the oral cavity.3. Should have an understanding the clinical and biological factors to be considered in the appropriate use of antimicrobial drugs4. Be aware of the contemporary principles and practices of laboratory diagnostic techniques and interpretation of laboratory reports.5. Should have understanding of hospital acquired infections and infections in the compromised host6. Should have a basic knowledge on research methodology biostatistics and be able to apply it in various research projects as well as dissertations.
	Normal Periodontal Structure and Etiopathogen esis and epidemiology	<ol style="list-style-type: none">1. Should have a understanding on the normal structure of periodontium and the contributing etiological factors resulting in the pathogenesis of periodontal diseases and be able to apply this knowledge in the diagnosis.

CIVIL HOSPITAL CAMPUS, ASARWA, AHMEDABAD, GUJARAT, INDIA-380016


DEAN
Govt. Dental College & Hospital
Ahmedabad




GOVERNMENT DENTAL COLLEGE AND
HOSPITAL, AHMEDABAD.



		<p>2. Should be able to record indices and plan out epidemiological survey to assess the prevalence and incidence of early onset periodontitis and adult periodontitis in Indian Population</p>
	<p>Periodontal Diagnosis, therapy And Oral Implantology</p>	<p>1. Should have a sound knowledge of the etiopathogenesis and apply it in diagnosing various periodontal diseases and should be familiar with various periodontal therapies available to treat those cases.</p> <p>2. Should have an updated knowledge on the recent advancements and be to modify their treatment accordingly.</p> <p>3. Develop knowledge skill and the science of oral implantology. Should be aware of the various designs and placement of oral implants and follow up of implant restorations.</p>
	<p>Descriptive Analysing Type Question</p>	<p>1. Should be knowledgeable clinical care for to provide with complex problems that are beyond the treatment skills of general dentist and demonstrate evaluative and judgment skills in making appropriate decision regarding prevention, correction and referral to deliver comprehensive care to patients.</p> <p>2. Should be able to analyse various clinical scenarios and apply their knowledge accordingly.</p>
<p>MDS-Conservative Dentistry and Endodontics</p>	<p>Applied basic sciences</p>	<p>1. Students would be able to demonstrate understanding of basic sciences as relevant to conservative/restorative dentistry and Endodontics</p>

CIVIL HOSPITAL CAMPUS, ASARWA, AHMEDABAD, GUJARAT, INDIA-380016


DEAN
Govt. Dental College & Hospital
Ahmedabad



GOVERNMENT DENTAL COLLEGE AND
HOSPITAL, AHMEDABAD.



		<ol style="list-style-type: none">2. Students would demonstrate infection control measures in the dental clinical environment and laboratories.3. Student would adopt ethical principles in all aspects of restorative and contemporary Endodontics including non-surgical and surgical Endodontics.4. Students would be able to demonstrate communication skills in particular to explain various options available management and to obtain a true informed consent from the patient.5. Students would be able to apply high moral and ethical standards while carrying on human or animal research.
	Conservative dentistry	<ol style="list-style-type: none">1. Students would be able to describe aetiology, pathophysiology, diagnosis and management of common restorative situations, that will include contemporary management of dental caries, non-carious lesions and hypersensitivity.2. Students would be able to take proper chair side history, examine the patient and perform medical and dental diagnostic procedures as well as perform relevant tests and interpret them to come to a reasonable diagnosis about the dental condition3. Perform all levels of restorative work including Aesthetic procedures treatment of complicated restorative procedures.

CIVIL HOSPITAL CAMPUS, ASARWA, AHMEDABAD, GUJARAT, INDIA-380016


DEAN
Govt. Dental College & Hospital
Ahmedabad



	Endodontics	<p>1. Students would be able to describe aetiology, pathophysiology, periapical diagnosis and management of common endodontic situations that will include contemporary management of trauma and pulpal pathoses including endo-periodontal situations.</p> <p>2. Students would be able to master differential diagnosis and recognize conditions that may require multidisciplinary approach or aclinical situation outside the realm of the specialty, which he or she should be able to recognize and refer to appropriate specialist</p> <p>3. Students would undertake complete patient monitoring including preoperative as well as postoperative care of the Patient.</p> <p>4. Students would perform all levels of surgical and non-surgical Endodontics including endodontic endosseous implants retreatment as well as endodontic-periodontal surgical procedures as part of multidisciplinary approach to clinical condition.</p> <p>5. Students would be able to manage acute pulpal and periodontal situations</p>
	Long Essay	<p>1. Students would diagnose plan and execute challenging clinical cases requiring comprehensive management</p>



**GOVERNMENT DENTAL COLLEGE AND
HOSPITAL, AHMEDABAD.**



		strategies using contemporary materials and techniques in the specialty of conservative dentistry and endodontics.
--	--	--

S
DEAN
Govt. Dental College & Hospital
Ahmedabad

**GOVT. DENTAL COLLEGE AND HOSPITAL,
AHMEDABAD.**