



Government Dental College and Hospital Ahmedabad

No.DCI/ 14/2021
Office of Dean
Govt. Dental College & Hospital,
Ahmedabad
Date: 18/01/2021

CIRCULAR

Attached herewith is Program/course outcome & Graduate attributes (approved by DCI) and Methods of assessment for students, reflects on our institute's website.

All are requested to make note of the same.

Dean
Govt. Dental College & Hospital,
Ahmedabad

Copy to:

All Departments
vice board

Government Dental College & Hospital
AHMEDABAD 380 016.

DESAI KRUTASVI S.



Government Dental College & Hospital
Ahmedabad - 16

STUDENT'S CLINICAL RECORD

Name of the Student Desai Krutasvi Samjaykumar
(Block Letters) (Sur-name) (Name) (Father's-name)

Year of Admission : September 2013

	Month	Year
First B.D.S. Exam	<u>August</u>	<u>2014</u>
Second B.D.S. Exam	<u>August</u>	<u>2015</u>
Third B.D.S. Exam	<u>July</u>	<u>2016</u>
Final B.D.S. Exam	<u>July</u>	<u>2017</u>

Address

1. Ahmedabad : 6, Dental Girls' U.G. Hostel,
Civil Hospital campus, Asarwa.

2. Name and Address of parents / guardian

404, Satyanarayan Hat, Anantwadi,
Bhavnagar

3rd yr / Ist term

Department Prosthodontia

001

COMPLETE DENTURES

Date	Case No./yr.	Name of patient	Treatment	Grade	Sig.
		3 rd yr / I st term			
7/9/15	19701	Mukundaraj C. Parthi	U/L CD		Rachana 8/9/15
		3 rd yr / II nd term			
1/2/16	49619	Shantaben Nagar	Upper/Lower CD		Rachana 12/16
		4 th yr / I st term			
22/8/15	21660	Topandas Mahuja	Upper/Lower CD		Rachana 23/8/16
24/8/15	75161	Dineshbhai Varma	Upper/Lower CD		Rachana 26/8/16
2/9/16	42269	Lalji Bhai Prajapati	Upper/Lower CD		Rachana 2/9/16
		4 th yr / II nd term			
9/2/17	39637	Jayaram Naiya	Upper/Lower CD		Rachana 16/2/17

Department - Removable partial Dentures.

Sr. No.	Date	Case No. / yr.	Name of patient	Treatment	Grade	Sig.
	11/2/16	49619	shantaben Nagar 4 th yr / 1 st term.	Upper / lower		Rachan 11/2/16
1)	7/9/16	24598	Nandkishor Varma IV yr / II nd term.	Lower RPD inst. 652112356		Rachan 7/9/16
2)	1/2/17	14959	chandaben Rajput	upper RPD inst. 1/		Sueha 1/2/17
	8/2/17		Tooth preparation for porcelain jacket crown is done. (5)			Sueha 16/2/17
	6/2/17		Assessment is given			Sueha 16/2/17

Department Prosthodontia


4th yr 1st term

003

Sr No	Date	Case No./yr.	Name of patient	Treatment	Grade	Sig.
(1)	22/8/16	21660	Topandas mahuja	upper/lower CD	Lachar	23/8/16
(1)			Total number of CD	- 6		
(2)			Total number of RPD	- 2		
(3)			Total number of PJC	- 5		
	28/8/16		1st term assessment.			
	6/2/17		second term assessment.			
			R. Shah		S. Susha	
					18/7/17	
			DR. RUPAL SHAH			
			PROSTHO-PROFESSOR AND HEAD			

Department Prosthodontics FCC 001


Sr No	Date	Case No. yr.	Name of patient	Treatment	Grade	Sig.
1.	10/11/17	94838	Sanjeshsinh Gadaniya	7		Penal
2.	13/11/17	26856	Illaben mitaliya	7		Penal
3.	17/11/17	40353	Pinkiben suthar	13		Penal
4.	17/11/17	40353	Pinkiben suthar	14		Penal
5.	20/11/17	37910	Manubhai. patel	16		Penal

Sr. No.	Date	Case No./yr.	Name of patient	Treatment	Grade	Sig.
<p>This is to certify that Desai Kavitashi S has successfully completed the internship training from 12/10/2017 to 11/12/2017 (27/11/17 to 11/12/17 at oral pathology) at our prosthodontia department. She performed her duties very sincerely and regularly. This has been noted in her clinical record book as well. This is compliance with the Rules and regulation of Gujarat University. There are no dues against her from our department.</p> <p>Present days - 46 days. Absent days - 0.</p>						
						
DR. RUPAL SHAH PROSTHO-PROFESSOR AND HEAD			Professor and head of the department.			

Department Oral diagnosis


4/9/15 to 28/9/15
1st term

Sl. No.	Date	Case No./yr.	Name of patient	Treatment	Grade	Sig.
			clinical term from 4/9/15 to 28/9/15 Present days = 15 absent days = 0 (I) work done. 1. disease of pulp and periapical tissue. 2. osteomyelitis 3. gingival enlargement 4. disease of periodontium 5. cysts of oral cavity 6. difference between benign & malignant tumours. 7. Tumours of oral cavity			
			(II) no of o.p.d cases examined :- 87			

Department		Case No./yr.	Name of patient	Treatment	Grade	Sig.
		(III)	Special cases:- 5			
		(IV)	Radiology department Total days attended → 2			
			No of Lopa :- 17			
		(V)	Assesment given on 28/9 /15			
						

Sr. No.	Date	Case No./yr.	Name of patient	Treatment	Grade	Sig.
			clinical form from 29/1/16 to 16/2/16 present days :- 13 absent days :- 0.			
			(I) work done.			
			1. Radiation physics			
			2. Properties of x-rays			
			3. Production of x-rays			
			4. Factors affecting x-ray beams.			
			5. Intraoral radiographic technique.			
			6. Radiobiology.			
			7. Intensifying screen & grids			
			8. Radiation geometry			
			(II) No of OPD cases examined. 68			

Date	Case No. yr	Name of patient	Treatment	Grade	Sig
		(III) special cases - 9.			
		(IV) Radiology department Total days attended → 2 no of JOPA :- 15			
		(V) assessment given on - 16 / 2 / 18			



Department oral diagnosis

Sr. No.	Date	Case No./yr.	Name of patient	Treatment	Grade	Sig.
			clinical term from			
			10/10/16 - 23/10/16			
			present days - 10			
			Absent days - 10			
		(I)	Work done.			
			(1) ulcerative lesions.			
			(2) orofacial pain			
			(3) salivary gland disorder.			
			(4) sialography			
			(5) Fibro-osseous lesions of			
			Jaw			
			(6) Temporomandibular			
			joint disorders			
			(7) Maxillary sinus disease			
			(8) Diseases of blood.			
			(9) Malignant lesion of			
			oral cavity.			

22/10/16

Department _____

S. No.	Date	Case No. yr.	Name of patient	Treatment	Grade	Sig
			(I) No of OPD cases examined - 59.			
			(II) special cases - 12			
			(IV) Radiology department Total days attended - 23			
			No of IOPA - 15.			
			(V) History text discussion is done of leukoplakia, leukoedema, smoker's palate, Tobacco quid lesion, OSMF, Lichenoid reaction, mucocele, lichen planus			
	22/10/16	(VI)	Assessment is given on 22/10/16			

flubaver
22/10/16


Department oral diagnosis.

Sr. No.	Date	Case No./yr.	Name of patient	Treatment	Grade	Sig.
			clinical term from			
			6/3/17 to 17/3/17			
			present days - 9			
			absent days - 0.			
			(I) work done.			
			(1) inflammatory lesions			
			(2) cysts			
			(3) benign & malignant tumor			
			(4) fibrous lesion			
			(5) maxillary sinus disorders			
			(6) TMJ disorders			
			(7) developmental disturbances			
			(8) Artifacts			
			(9) Fracture			
			(10) opa.			

Handwritten note: cysts


Assessment

Date	Case No. yr.	Name of patient	Treatment	Grade	Sig.
		(I) No of OPD cases examined - 24			
		(II) special cases - 5			
		(III) Radiology department Total days attended - 2			
		No of LOPA - 13			
		(IV)			
18/3/17		Assessment is given on 18/3/17			


 18/3/17

Professor & Head
 Oral Diagnosis and Radiology Dept.
 Govt. Dental College & Hospital
 Ahmedabad-16.

Department oral medicine & Radiology

Sr. No.	Date	Case No./yr.	Name of patient	Treatment	Grade	Sig.
CERTIFICATE.						
<p>This is to certify that <u>Mesai Koutasvi S</u> has successfully completed the internship training from <u>12/4 '18</u> to <u>11/5 '18</u> at our <u>oral medicine & Radiology</u> department. she has performed her duties very sincerely and regularly. This has been noted in her clinical record book as well. This is compliance with the rules and regulation of the <u>gujarat</u> university. there are no dues against her from our department.</p>						
present days - 30 days						
Absent days - 0						
 <u>Professor and head of department</u>						

Department operative

29/9/15 - 23/10/15
3rd year / 2nd term
02

Sr No	Date	Case No./yr.	Name of patient <u>class-J</u>	Treatment	Grade	Sig
1.	8/10/15	39605	Tushar Rahdiya	SF 7/		Antalya
2.	9/10/15	36047	Masum Sheikh	SF 7/6	(B)	(P)
3.	12/10/15	38836	Sunil Prajapati	SF 7/6	good	(P)
4.	13/10/15	29947	Sherbanu	SF 8/	(B th)	(P)
5.	14/10/15	36047	Masum	SF 6/		Rakesh
				W.C. 6/		
6.	20/10/15	39850	Virendra Gupta	SF 7/5		Rakesh
7.	21/10/15	38530	Bhavanbhai Makwana	SF 7/		Rakesh
8.	23/10/15	41643	Madhavbhai Acharya	SF 7/		Rakesh
	21/10/15		Assessment is given			

(16/1)
25

Antalya
27/10/15

	Date	Case No./yr	Name of patient	Treatment	Grade	Sig
9	24/2/16	5141	Puja. Aod.	SF $\frac{6}{6}$		
10	26/2/16	4230	Abasama Ansar	SF $\frac{6}{6}$	good	
11	29/2/16	44824	Divyani parmar	SF $\frac{6}{6}$		
12	4/3/16	8668	Divya patel	SF $\frac{6}{6}$		
13	3/3/16	15494	Jayshree ben	SF $\frac{7}{7}$		
14	4/3/16	15494	Jayshree ben	SF $\frac{7}{7}$		
	4/3/16		Assesment is given	$\frac{22}{30}$		
			IV yr / 1 st term			
11	24/12/16	45165	Nirvashi parmar	SF $\frac{6}{6}$		Aod
15	24/12/16	43883	Rabiya mangru	SF $\frac{8}{8}$		
6.	29/12/16	21321	nwyaha pathan	SF $\frac{8}{8}$		Aod
7	2/1/17	25876	Aiddu soni	SF $\frac{7}{7}$		
8	3/1/17	49661	Ramaram Jadge	$\frac{6}{6}$		
19	5/1/17	342	Twinkal hadiyal	$\frac{6}{6}$		
20	6/1/17	49669	meeraben tivari	$\frac{8}{8}$		

No.	Date	Case No./yr.	Name of patient	Treatment	Grade	Sig
	17/1/17	1523	Gopal Gupta	7		
	11/1/17	1523	Gopal Gupta	7 (Buccal extension)	good	
	17/1/17	1624	Parvin pathan.	7		
	19/1/17	2363	Priya	7		
			II yr II nd term.			
	24/4/17	3082	Mayaben parajapat	7/8		AD
	24/4/17	14278	Rashmaben khatori	7/6		AD
	25/4/17	9503	Parashbhai vachheta	7		
	29/4/17	14852	Rubina Saiyad	6		AD
	1/5/17	3525	Anjana	6		
	3/5/17	14405	Faleknaz shekh	7		
	10/5/17	15930	Akshay sarmaniya	7 (Buccal extension)		

Sr No	Date	Case No./yr.	Name of patient	Treatment	Grade	Sig
(1)	15/10/15	32979	Jashvant II yr / 1 st term	class 1 GIC 6/6		(2) 58
(2)	23/12/16	46796	pankaj gajjar	special class II int 16 1st int 137		Anilija
(3)	26/12/16	50028	Raju Jaisral	int GIC 6/6		(2) 58
(4)	26/12/16	31865	Jayanti bhai panchal	GIC int 6/6		(2) 58
(5)	27/12/15	46574	Copital sugar	GIC int 5/3		(2) 58
(6)	28/12/16	47778	muktaben kanjariy	GIC int 6/6		(2) 58
(7)	30/12/16	50602	Umaben kashyap	GIC int 6/6		(2) 58
(8)	3/12/16	47975	Varitaben thakkar	3/3		Anilija
(9)	7/1/17	49904	Jubeda pathan	2/23		(2) 58
(10)	9/1/17	1019	Jaymala kushwad	8		(2) 58
(11)	9/1/17	47298	Sabirchusen Tiagar	486		(2) 58
(12)	10/1/17	51144	Jyoti varma	654/3		(2) 58
(13)	10/1/17	1417	Girishkumar	6/234		(2) 58
(14)	13/1/17	1667	Prakashbhai dashi	8 (special class)		(2) 58
(15)	16/1/17	7073	Ratan chash	6/6		(2) 58
(16)	16/1/17	734	Dineshkumar shah	45 654/456		(2) 58

Sr. No.	Date	Case No./yr.	Name of patient	Treatment	Grade	Sig.
Class-II						
1)	27/12	2352	Ueeta prajapati	SF(MO) class-II		
2)	30/12	4684	Kailashben shah	SF(DO) class-II		
3)	3/1	3663	manharubhai	7 (DO)		
4)	5/1	4255	Kanchanben	7 (DO)		
5)	6/1	49879	Ambalal Joga.	5 (MO)		
6)	9/1	48972	sanjay patni	7 (MO)		
7)	10/1	43001	Gajabai mansuri	5 (MO)		
8)	12/1	51029	mangiben Bhadesriya	6 (DO)		
9)	16/1	735	salmabonu shekh	4 (DO)		
10)	18/1	201	Narasimhdas	6 (MO)		
11)	19/1	432	Paxulben	6 (MOD)		
	19/1		Assessment is given	38/50		

Department _____

Sr. No.	Date	Case No./yr.	Name of patient	Treatment	Grade	Sig.
			IV 72 / # rd term.			
12	24/4/17	3082	Nayaben jaydipati	4 (mo)		Handwritten signature
12	27/4/17	11949	chaturbhai parmar	4 (mo)		Handwritten signature
13	3/5/17	13196	kasturiben Rashed	5 (mo)		Handwritten signature
14	9/5/17	15994	vishalka vihal	6 (mo)		Handwritten signature
15	9/5/17	13578	shobinabandu.	5 (mo)		Handwritten signature
16	10/5/17	16560	sunita vinalbhai	5 (mo)		Handwritten signature
			Gze.			
17	26/4/17	3502	meetasen shah.	Gze 3		Handwritten signature
18	4/5/17	14675	Aaysha Momin	Gze 6		Handwritten signature
19	8/5/17	13743	shahenazbahu	Gze 4		Handwritten signature
	11/5/17		Assessment is given			
			(28 / 45)			Handwritten signature

Sl No.	Date	Case No./yr.	Name of patient	Treatment	Grade	Sig
			Composite			
(1)	12/1/17	1788	nutan mehmad.	54 / (class-II)		
(2)	11/5/17	11996	Majidbhai	65 / (class-II)		Durkya
3	11/5/17	16813	Rinku Sen	4. II - 16		Kato

Total numbers of class-II restoration - 16

Total numbers of class-I restoration - 31

Total numbers of GIC restoration - 19

Total numbers of composite restoration - 3

Professor & Head
Dept. of Conservative Dentistry
Govt. Dental Collage & Hospital
Ahmedabad-16

Department _____

Sl No	Date	Case No./yr.	Name of patient	Treatment	Grade	Sig.
			RCT			
1	19/1/18	42352	Advikarani sawai	RCT +1		
2	20/1/18	628	savitaben shah	RCT +3		
3	25/1/18	1261	Amitabaru shekh	RCT +4		
4	27/1/18	1710	zohior ghanchi	RCT +5		
5	29/1/18	43201	gayatri mali	RCT 5/		
6	29/1/18	571	madhuben jethva	RCT +2		
7	29/1/18	23745	Jayshreeben kavaiya	RCT 3/		
8	29/1/18	825	shwetel shah	RCT +5		
9	30/1/18	671	Nimaben bhajwari	RCT +4		
10	30/1/18	45624	lalita prabhakar	RCT +5		
11	1/2/18	51	Himmatbhai sain	RCT +2		
12	2/2/18	754	Rajesh gupta	RCT +3		
13	2/2/18	1765	deepika vadawga	RCT +1		
14	6/2/18	6950	devkaran jaxhad	RCT +1		
15	6/2/18	44803	Kuldeepsingh chauhan	RCT +5		
16	7/2/18	1715	Anilbhai pandhark.	RCT 5/		
17	9/2/18	2136	Aukdang parhan	RCT 5/		

Sr. No.	Date	Case No./yr.	Name of patient	Treatment	Grade	Sig
18	9/2/18	1972	Soniya Agarwal	RCT 5	} (over)	
19	9/2/18	265	Kalubhai Vaghele	RCT 4		
20	10/2/18	43286	Rekhaben Sharma	RCT 5		

Department ENDODONTIA

Sl. No.	Date	Case No./yr.	Name of patient	Treatment	Grade	Sig.
<p>This is to certify that Koutasvi S. Desai has successfully completed the internship training from 12/1/18 to 11/2/18 at our endodontia department. She has performed her duties very sincerely and regularly. This has been noted in her clinical record book as well. This is compliance with the rules and regulation of the Gujarat University. There are no dues against her from our department.</p> <p>Present days - 29 days. Absent days - 2 days</p>						
<p><i>(Signature)</i> Name</p>			<p><i>(Signature)</i> Professor and head of Dept. of Endodontia The Department Hospital Ahmedabad 38</p>			

Sr. No.	Date	Case No./yr.	Name of patient	Treatment	Grade	Sig
(1)	4/11/15	43572	Ankit Jaysukhbhai patel	scaling		<u>msd</u>
			Assessment is given.			
(2)	18/11/15	44915	Jignesh dineshchandra pavasda	scaling		<u>msd</u>
			working days - 14			
			present days - 12			
			absent days - 2			
(3)	8/3/16	10027	Rubina banu Ansari	scaling		<u>msd</u>
(4)	10/3/16	10308	Akhilesh pal.	scaling		<u>msd</u>
(5)	14/3/16	10605	Aashmi parmar	scaling		<u>msd</u>
(6)	16/3/16	10015	nilesh nai	scaling		<u>msd</u>
(7)	21/3/16	11113	Tarika chavda	scaling		<u>msd</u>
(8)	23/3/16	2535	Shaben Tivari	scaling		<u>msd</u>
(9)	29/3/16	12509	chavda mangi m	scaling		<u>msd</u>
			Total working days - 13			
			present days : 13			
			absent days : 0			
			Assessment is given.			











26/9/16 to 9/10/16

4th yr / 1st term 032


Department periodontia

Sr No	Date	Case No./yr.	Name of patient	Treatment	Grade	Sig.
			IV year 1 st term			
(10)	26/9/16	37927	Kausharben Ajmeri	scaling		Sarav 27/9/16
(11)	27/9/16	38027	Nity Mishra	scaling		Sarav 27/9/16
(12)	28/9/16	29412	Toral Parmar	scaling		Sarav 27/9/16
(13)	29/9/16	38442	Vaishali Agre	scaling		Sarav 27/9/16
(14)	1/10/16	38295	Vipul Chandra	scaling		Sarav 27/9/16
(15)	3/10/16	38904	Shilusingh Rajput	scaling		Sarav 27/9/16
(16)	5/10/16	39369	Sitaben Dantoni	scaling		Sarav 27/9/16
			Total working days - 12			
			present days - 12			
			Absent days - 0			
			Assessment is given			
			$\frac{5\frac{1}{2}}{10}$			

Department _____

Sr. No.	Date	Case No./yr.	Name of patient	Treatment	Grade	Sig
IV year / II nd term						
(17)	25/2/17	2187	dorampadi Gwjar	scaling		
(18)	27/2/17	2439	Bhartiben method.	scaling		
(19)	28/2/17	6881	Rohit shankarbai	scaling		
(20)	1/3/17	7178	Fuljadi Gupta	scaling		
(21)	2/3/17	7260	Bakul Pawar	scaling		
(22)	3/3/17	7104	patel mayaben	scaling		
(23)	3/3/17	2486	Jayshreeben Lewa	scaling		
(24)	9/3/17	6897	Tota Varsha rajput	scaling		
(25)	19/4/17	3528	shilpaben patel	scaling		
			Total working days - 7			
			Present days - 7			
			Absent days - 0			
			Assessment is given.			

Sl. No.	Date	Case No./yr.	Name of patient	Treatment	Grade	Sig.
			This is to certify that			
			Krutasvi S. Desai completed			
			all terms of (3 rd & 4 th year)			
			in periodontics.			
			Seminar Topics.			
			1 st term - mechanical plaque control			
			2 nd term - Supportive periodontal treatment.			
			Assessment marks.			
			3 rd year 1 st term - 4/10			
			3 rd year 2 nd term - 5/10			
			4 th year 1 st term - 5½/10			
			Preliminary exams are given.			

Sr No.	Date	Case No./yr.	Name of patient	Treatment	Grade	Sig
			Total number of history taken - 25			
			Total number of patients done - 25			
						
				<p><i>Abhaya</i> Professor & Head Dept. of Periodontia Govt. Dental College and Hospital, Ahmedabad-16.</p>		

Department Periodontia

Sr. No.	Date	Case No./yr.	Name of patient	Treatment	Grade	Sig
1.	14/9/18	3614	Babubhai Rana.	scaling		
2.	14/9/18	28092	Kasem miya.	scaling		
3.	18/9/18	28731	Bekha Pathad	scaling		
4.	18/9/18	26707	Vikaskumar Varma	scaling		
5.	18/9/18	27300	Kamini Bogel.	scaling		
6.	19/9/18	32732	Indira Devi gulvami	scaling		
7.	19/9/18	32695	Swakha Kokate	scaling		
8.	20/9/18	32268	Sahjad Mansuri	scaling		
9.	20/9/18	25652	Vijay Shukla	scaling		
10.	20/9/18	30614	Babubhai Rana	Scaling		
11.	22/9/18	33279	Mukund Solanki	scaling		
12.	25/9/18	33611	Jabirhusen Shekh	scaling		
13.	25/9/18	33706	Rembo Vishwakarma	scaling		
14.	27/9/18	33402	Dinesh Kari	scaling		
15.	28/9/18	30991	Sunny Vohya	scaling		
16.	29/9/18	34375	Murtidewi Rajak	scaling		
17.	1/10/18	33209	Bhaskar Kar	scaling		

Sr No	Date	Case No./yr	Name of patient	Treatment	Grade	Sig
18	1/10/18	28843	soheb Ansaari	scaling		
19	3/10/18	34334	Yasmina shekh	scaling		
20	3/10/18	34457	soheb shekh	scaling		
21	3/10/18	34723	Rajesh Bhausari	scaling		
22	4/10/18	34562	Soni thavani	scaling		
23	4/10/18	35001	Rubi Rathod	scaling		
24	6/10/18	34440	Anita moorya	scaling		
25	8/10/18	35326	Madina Mansuri	scaling		
26	9/10/18	34344	Tanay Chauhan	scaling		

Sr. No.	Date	Case No./yr.	Name of patient	Treatment	Grade	Sig.																					
<p>This is to certify that <u>Kavitasvi Desai</u> has successfully completed the internship training from <u>12/9/18</u> to <u>11/10/18</u> at our <u>Periodontia</u> department. She has performed her duties very sincerely and regularly. This has been noted in her clinical record book as well. This is compliance with the rules and regulation of the <u>university</u>. There are no dues against her from our department.</p> <p>Present Days - 26 DAYS</p> <p>Absent Days -</p>																											
		<table border="1"> <thead> <tr> <th>DATE</th> <th>HALF DAY</th> <th>FULL DAY</th> <th>TOTAL ABSENT DAYS</th> </tr> </thead> <tbody> <tr> <td>14/9/18</td> <td></td> <td>16/9/18</td> <td>4</td> </tr> <tr> <td>15/9/18</td> <td></td> <td>5/10/18</td> <td></td> </tr> <tr> <td>24/9/18</td> <td></td> <td></td> <td></td> </tr> <tr> <td>4/10/18</td> <td></td> <td></td> <td></td> </tr> </tbody> </table>		DATE	HALF DAY	FULL DAY	TOTAL ABSENT DAYS	14/9/18		16/9/18	4	15/9/18		5/10/18		24/9/18				4/10/18				<p><u>Professor & Head of Department</u></p>			
DATE	HALF DAY	FULL DAY	TOTAL ABSENT DAYS																								
14/9/18		16/9/18	4																								
15/9/18		5/10/18																									
24/9/18																											
4/10/18																											

Sr. No.	Date	Case No./yr.	Name of patient	Treatment	Grade	Sig
			Topics of discussion			
			(1) Anatomy of maxilla			
			(2) Anatomy of mandible			
			(3) Facial nerve & Bell's Palsy			
			(4) Trigeminal nerve & neuralgia.			
			(5) Local anesthesia Basic			
			(6) Sterilization, patient chair position			
			(7) Armamentarium of oral surgery			
			(8) complication of local anesthesia.			
			(9) Exodontia (Principles)			
			clinical term from			
			7/11/15 to 15/12/15			
			Assessment is given.			

Department _____

Sl No	Date	Case No. yr.	Name of patient	Treatment	Grade	Sig
			clinical term from 17/11 - 15/12/15 working days : 1			
			working days : 17			
			Absent day : 1			
			present days : 16.			
				<i>R. S. P. S.</i> 15/12/15		
			^{3rd} yr / ^{2nd} term			
			working days : 11			
			Absent days : 0			
			Present days : 11			
			Assessment is given			<i>R. S. P. S.</i> 13/12/15.

Department _____

Sr. No.	Date	Case No./yr.	Name of patient	Treatment	Grade	Sig
			Total working days - 27.			
			present days - 27			
			Absent days - 0			
	22/12/16		Assessment is given.			
			discussion / demonstration.			
			(1) suturing			
			(2) IANB, GP nerve block.			
			(3) space infection.			
			(4) wiring (Ivy eyelet, each's arch bar)			
			(5) Disimpaction.			

Department IV year / 1st term (from 21/11/16 to 22/12/16) 043

Sr. No.	Date	Case No./yr.	Name of patient	Treatment	Grade	Sig.
1.	30/11/16	45063	Subarna shekh	ext ⁿ 1/1		
2.	30/11/16	45063	sabana shekh	ext ⁿ 2/1		
3.	2/12/16	45420	Bhaktiben patel.	ext ⁿ 1/4		
4.	2/12/16	45420	Bhaktiben patel	ext ⁿ 1/5		
5.	2/12/16	45420	Bhaktiben patel	ext ⁿ 1/3		
6.	5/12/16	45110	Kanubhai Rajput	ext ⁿ 1/4		
7.	5/12/16	45110	Kanubhai Rajput	ext ⁿ 1/6		
8.	5/12/16	45110	Kanubhai Rajput	ext ⁿ 1/2		
9.	7/12/16	44970	Parabhben Parmar	ext ⁿ 1/1		
10.	7/12/16	44970	Parabhben Parmar	ext ⁿ 1/1		
11.	9/12/16	45230	Ramilaben	ext ⁿ 1/3		
12.	9/12/16	45231	Ramilaben	ext ⁿ 1/3		
13.	15/12/16	48132	vijaybhai chauhan	ext ⁿ 1/6		
14.	15/12/16	48132	vijaybhai chauhan	ext ⁿ 1/7		
15.	19/12/16	48244	Ramjibhai Parmar	ext ⁿ 6/1		
16.	21/12/16	43204	meenuvaniha ansari	ext ² 1/2		
17.	21/12/16	43204	meenuvaniha ansari	ext ² 1/3		
18.	21/12/16	43204	meenuvaniha ansari	ext ² 1/4		

IV year / IInd term (From 6/4/17 to 22/4/17)

Department _____

04

Sr. No.	Date	Case No./yr.	Name of patient	Treatment	Grade	Sig
(19)	7/4/17	12346	shabana shekh	ext ⁿ 11/17		
(20)	8/4/17	13325	Aman parmar	ext ⁿ 7/1		
21	10/4/17	19345	Rameshbhai chauhan	ext ⁿ 7/1		
22	10/4/17	19275	Leelaben chandhy	ext ⁿ 12		
23	10/4/17	19275	Leelaben chandhy	ext ⁿ 13		
24	10/4/17	19275	Leelaben chandhy	ext ⁿ 3/1		
25	10/4/17	19275	Leelaben chandhy	ext ⁿ 14		
26	10/4/17	16376	Aarhi parmar	ext ⁿ 16		
27	11/4/17	17352	Hareesh patel	ext ⁿ 265/1		
28	12/4/17	10042	Ambalal Gohi	ext ⁿ 4/1		
29	12/4/17	10042	Ambalal Gohi	ext ⁿ 5/1		
30	13/4/17	4532	sakina shekh	ext ⁿ 18		
31	13/4/17	4532	sakina shekh	ext ⁿ 16		
32	13/4/17	2349	mahendrabhai	ext ⁿ 16		
33	15/4/17	32162	Ramjibhai	ext ⁿ 13		
34	15/4/17	15312	Dadarao	ext ⁿ 2/1		
35	15/4/17	15312	Dadarao	ext ⁿ 3/1		
36	15/4/17	1632	vijaybhai chauhan	ext ⁿ 16		

Department _____

Sr No	Date	Case No. yr.	Name of patient	Treatment	Grade	Sign
37	15/4/17	5679	Rakeshbhai	pat ⁿ 2/1		
38	15/4/17	10592	Rakeshbhai	pat ⁿ 2/1		
39	17/4/17	30352	Ramlaben parmar	pat ⁿ 1/1		
40	17/4/17	30352	Ramlaben parmar	pat ⁿ 1/2		
41	17/4/17	33132	Parulben Solanki	pat ⁿ 1/1		
42	17/4/17	33132	Parulben Solanki	pat ⁿ 4/1		
43	17/4/17	25675	Kantilal Parekh	pat ⁿ 7/1		
44	17/4/17	4113	Heena khator	pat ⁿ 1/8		
45	20/4/17	13713	Ramlaben	pat ⁿ 1/1		
46	21/4/17	24319	shahenaybanu	pat ⁿ 1/8		
47	21/4/17	24319	shahenaybanu	pat ⁿ 1/7		
48	22/4/17	17134	Vipul chauda.	pat ⁿ 1/30		
49	22/4/17	17134	Vipul chauda	pat ⁿ 1/6		
			Total working days - 13			
			Present days - 12			
			Absent days - 1			
	22/4/17		Assessment is given			

Sr. No.	Date	Case No./yr.	Name of patient	Treatment	Grade	Sig.
1	12/2/18	20142	mimakshi modi	ext ⁿ 16		
2	13/2/18	2892	dipaben thakoz	ext ⁿ 45		
3	14/2/18	19345	lalitaben Rajput	ext ⁿ 43		
4	14/2/18	4450	Gopal Singh mina.	ext ⁿ 78		
5	16/2/18	4548	Alkaben Jadeja	ext ⁿ 8		
6	21/2/18	2961	Sureshbhai Kabav	ext ⁿ 7		
7	21/2/18	5059	Riya soni	ext ⁿ 8		
8	22/2/18	4143	vidhyaben karamchand	ext ⁿ 7		
9	22/2/18	5309	madhusen Jethva	ext ⁿ 24		
10	22/2/18	4292	Prahlad Parmar	ext ⁿ 7		
11	22/2/18	2798	Jamnaben prajapati	ext ⁿ alveolar		
12	23/2/18	4337	omunbhai solanki	ext ⁿ 47		
13	23/2/18	3835	dipakbhai Parmar	ext ⁿ 8		
14	23/2/18	4930	Rekhaben Chauhan	ext ⁿ 1/1		
15	24/2/18	3103	Ravibhai Patani	ext ⁿ 5		
16	26/2/18	4741	shakardal Chauhan	ext ⁿ 2345		
17	26/2/18	343	Raziyabani pathan	ext ⁿ 8		

Sr. No.	Date	Case No./yr.	Name of patient	Treatment	Grade	Sig
18	27/2/18	3412	munavar shekh	ext ⁿ 15		
19	27/2/18	2903	Tehmina ghattivale.	ext ⁿ 8		
20	27/2/18	4380	Ruhana shekh	ext ⁿ 7		
21	27/2/18	6168	venkatesh kondi	ext ⁿ 6		
22	27/2/18	6081	Ainal amin	ext ⁿ 6+8		
23	27/2/18	3241	Rima solanki	ext ⁿ 15		
24	28/2/18	5693	vandana harijan	ext ⁿ 8		
25	28/2/18	6292	saraladewi negi	ext ⁿ 6		
26	28/2/18	6337	sunita sharma	ext ⁿ 7.5		
27	28/2/18	5513	Hetal pitroda	ext ⁿ 7		
28	28/2/18	24577	Rina bhadoriya	ext ⁿ 7.5		
29	1/3/18	5755	seema panwala	ext ⁿ 8		
30	1/3/18	3813	kirotbhai vegad	ext ⁿ 7		
31	1/3/18	6451	Bhavnaben Aaval	ext ⁿ 8		
32	1/3/18	6524	Dignaben Jetvat	ext ⁿ 7		
33	3/3/18	5721	Nikhil sathwara	ext ⁿ 8		
34	5/3/18	6662	Amanabbhai patel	ext ⁿ 11		
35	5/3/18	6561	Moni Ray	ext ⁿ 8		

Department _____

Sl. No	Date	Case No./yr.	Name of patient	Treatment	Grade	Sig
36	5/3/18	42881	yashoda dangar	eat ⁿ 8		
37	5/3/18	5394	yeymin pathan	eat ⁿ 8		
38	6/3/18	6972	Jayaben Sompuru	eat ⁿ 7		
39	6/3/18	6950	babubhai vaghela	eat ⁿ 8		
40	6/3/18	6502	Savitaben Agwat	eat ⁿ 6/4		
41	6/3/18	6963	Karansingh	eat ⁿ 854		
42	6/3/18	6998	Hetal Parmar	eat ⁿ 6		
43	6/3/18	537	suman chotvari	eat ⁿ 8		
44	7/3/18	7170	Baldesingh Jadhav	eat ⁿ 67		
45	7/3/18	5029	Kaushmakant kadkiya	eat ⁿ 7		
46	7/3/18	3112	Hagambhai mansuri	eat ⁿ 765		
47	7/3/18	4255	lataben Poojapati	eat ⁿ 6		
48	7/3/18	7081	Narashbhai Patel	eat ⁿ 65		
49	8/3/18	7168	Premilaben solanki	eat ⁿ 78		
50	8/3/18	4175	Poojulaben Poojapati	eat ⁿ 8		
51	8/3/18	6880	Hareshbhai Soni	eat ⁿ 6		
52	8/3/18	6852	shouchand Tejvani	eat ⁿ 4		
53	8/3/18	7560	sonalben pana	eat ⁿ 8		

Sl No	Date	Case No. yr.	Name of patient	Treatment	Grade	Sign
54	8/3/18	4833	Mushorot Patan	pat ⁿ / 5		
55	8/3/18	36464	Renu Bhadoriya	pat ⁿ / 78		
56	8/3/18	7378	Samim mansuri	pat ⁿ / 8		
57	12/3/18	7689	Dharmendra Jain	pat ⁿ / 8		
58	12/3/18	7891	Pranod pradhan	pat ⁿ / 8		
59	12/3/18	7571	Poonam Rajput	pat ⁿ / 8		
60	12/3/18	6685	Aruna Parmar	pat ⁿ / 8		
61	13/3/18	7891 ⁵⁷	Rajshree Sharma	pat ⁿ / 8		
62	13/3/18	7746	Tejabhai Rajput	pat ⁿ / 21		
63	13/3/18	6751	Rashaben meman	pat ⁿ / 7		
64	13/3/18	26100	lakshmi ben sharmali	pat ⁿ / 22		
65	13/3/18	41451	shankarji gohil	pat ⁿ / 8		
66	13/3/18	7617	Rakha Thakkar.	pat ⁿ / 8		
67	22/3/18	9586	Saru parikh	pat ⁿ / 6		
68	23/3/18	8849	shyamal bind	pat ⁿ / 28		
69	24/3/18	9489	Hasmykh Parthi	pat ⁿ / 1		
70	29/3/18	9931	swayankumar patel	pat ⁿ / 6		
71	5/4/18	10489	Dineshbhai patel	pat ⁿ / 7		

Sl No	Date	Case No./yr.	Name of patient	Treatment	Grade	Sig
72	5/4/18	2563	vaishaben patel	ext ⁿ 78		
73	5/4/18	10630	Kishorsham mirza	ext ⁿ 78		
74	6/4/18	2682	manita parajapati	ext ⁿ 56		
75	6/4/18	10946	Kailashben sisoelija	ext ⁿ 77		
76	6/4/18	4272	Sonal khatva	ext ⁿ 56		
77	7/4/18	2960	Kaam patni	ext ⁿ 77		
78	9/4/18	9221	Vasudev Kari	ext ⁿ 77		
79	10/4/18	10910	Mukesh parmar	ext ⁿ 77		

- Total no of extraction - 79


- Alveoloplasty - 3

Disimpaction assisted - 4


Preprosthetic surgery assisted - 1

Arch bar & loop wiring assisted - 2

Sl No	Date	Case No. yr	Name of patient	Treatment	Grade	Sig
			OT attended.			
			(1) sandip - Dentigerous cyst.			
			(2) payal - cementifying fibroma.			
			ward duty for oral surgery			
			has been completed for 15 days.			
			[From 14/3 '18 to 28/3 '18]			
			M. J. J.			

Sr. No.	Date	Case No./yr.	Name of patient	Treatment	Grade	Sig.
			<p>This is to certify that Kuntavi Desai has successfully completed the internship training from 12/2/18 to 11/4/18 at our oral surgery department. She has performed her duties very sincerely and regularly. This has been noted in her clinical record book as well. This is compliance with the rules and regulation of the Gujarat University. There are no dues against her from our department.</p>			
			<p>present days - 55 days.</p>			
			<p>Absent days - 4 days.</p>			
			<p>Total days - 59</p>			
			<p>Professor & Head of Department</p>			
						

Department Dentistry (Bhavnagar)

Sl. No.	Date	Case No./yr.	Name of patient	Treatment	Grade	Sig.
			CERTIFICATE.			
			<p>This is to certify that Kautasvi Desai successfully completed the internship training (Periphery duties) from 12/6/18 to 11/8/18 at department of dentistry, Sir T. General Hospital, Bhavnagar. She has performed her duties very sincerely & regularly. This has been noted in her clinical record book as well this is in compliance with the rules & regulations of Gujarat University. There are no dues against her from our department.</p>			
			-I/c	 Dr. Jethani		
				Professor & Head of the Department		
				DEPT. OF DENTISTRY MEDICAL COLLEGE SIR T. HOSPITAL CAMPUS BHAVNAGAR		

Department ORAL PATHOLOGY

Sr. No.	Date	Case No./yr.	Name of patient	Treatment	Grade	Sig.
			<u>HISTORY</u>			
				<u>DIAGNOSIS</u>		
1	28/11/17	41194	Feroz Karimbhai meman	severe oral submucous		<u>Fibrosis</u>
2	1/12/17	40096	Salman surafat Patel.	Tobacco Pouch		keratosis
3	2/12/17	17698	Pinki Gautam Patni	Erosive lichen planus (right buccal mucosa) Reticular lichen planus (left buccal mucosa)		
4	3/12/17	43216	Mohanlal mali	oral submucous fibrosis		
5	6/12/17	13634	Jayaben Prajapati	infected radicular		<u>cyst</u>

Sr. No.	Date	Case No./yr.	Name of patient	Treatment	Grade	Sig.
---------	------	--------------	-----------------	-----------	-------	------

CERTIFICATE

This is to certify that Desai Kanutagvi S has successfully completed the internship training from 27/11/17 to 11/12/17 at our oral pathology department. she has performed her duties very sincerely and regularly. This has been noted in her clinical record book as well.

This is compliance with the rules and regulation of the gujarat university. There are no dues against her from our department.

Present days - 15

Absent days - 0.

[Signature]
04/01/2018

Dr. JYOTI G. *signature*
M.D.S.
Professor & ~~Professor~~ *Professor and head of*
ORAL DENTAL PATHOLOGY
GOVT. DENTAL COLLEGE & HOSPITAL
Ahmedabad-380 01 *the department*


Sr. No.	Date	Case No./yr.	Name of patient	Treatment	Grade	Sig.
<p>This is to certify that Kavitavi S Desai has successfully completed the internship training from 12/1/18 to 11/2/18 at our endodontia department. She has performed her duties very sincerely and regularly. This has been noted in her clinical record book as well. This is compliance with the rules and regulation of the Gujarat University. There are no dues against her from our department.</p>						
<p>Present days - 29 days. Absent days - 2 days</p>						
<p><u>Mans</u></p>			<p><u>[Signature]</u></p>			
<p>MANAGER</p>			<p>Professor and head of Dept. of Endodontia The Department Hospital Ahmedabad-16</p>			

Sr. No.	Date	Case No./yr.	Name of patient	Treatment	Grade	Sig.
(1)	4/11/15	43572	Ankit Jaysukhbhai patel	scaling.		<u>MDL</u>
			Assessment is given.			
(2)	18/11/15	44915	Jignesh dineshchandra pavagada	scaling		<u>MDL</u>
			working days - 14			
			present days - 12			
			absent days - 2			
(3)	8/3/16	10027	Rubina barnu Ansari	scaling		<u>MDL</u>
(4)	10/3/16	10308	Akhilesh pal.	scaling		<u>MDL</u>
(5)	14/3/16	10605	Aashmi parmar	scaling		<u>MDL</u>
(6)	18/3/16	10015	nilesh nai	scaling		<u>MDL</u>
(7)	21/3/16	11113	Taralika chavda	scaling		<u>MDL</u>
(8)	23/3/16	2535	Jaben Tivari	scaling		<u>MDL</u>
(9)	29/3/16	12509	chavda mangi m	Scaling		<u>MDL</u>
			Total working days - 13			
			present days : 13			
			absent days : 0			
			Assessment is given.			

26/9/16 to 9/10/16

4th yr / 1st term 032

Department periodontia

Sr. No.	Date	Case No./yr.	Name of patient	Treatment	Grade	Sig.
			IV year II I st term			
10)	26/9/16	37927	Kausharben Ajmeri	scaling		Kaushar 27/9/16
11)	27/9/16	38027	Nity Mishru	scaling		Kaushar 27/9/16
12)	28/9/16	29412	Toral Parmar	scaling		Toral
13)	29/9/16	38442	Vaishvi Agre	scaling		Vaishvi
14)	1/10/16	38295	Vipul Chandra	scaling		Vipul
15)	3/10/16	38904	Shilusingh Rajput	scaling		Kaushar 5/10/16
16)	5/10/16	39369	Sitaben Dantoni	scaling		Kaushar 6/10/16
			Total working days - 12			
			present days - 12			
			Absent days - 0			
			Assessment is given			
			$\frac{5\frac{1}{2}}{10}$			
						

Department _____










Sr. No.	Date	Case No./yr.	Name of patient	Treatment	Grade	Sig.
IV year / II nd term						
(17)	25/2/17	2187	dorajpadi Gujar	scaling		NAB
(18)	27/2/17	2439	Bhartiben rathod.	scaling		Sareshce 28/2/17
(19)	28/2/17	6881	Rohit shankarbhai	scaling		NAB
(20)	1/3/17	7178	Fuljadi Gupta	scaling		NAB
(21)	2/3/17	7260	Bakul Patwar	scaling		Sareshce 12/3/17
(22)	3/3/17	7104	patel mayaben	scaling		NAB
(23)	3/3/17	2486	Jayshreeben Lewa	scaling		NAB
(24)	9/3/17	6897	Tota Varsha rajput	scaling		NAB
(25)	19/4/17	3528	shilpaben patel	scaling		NAB
			Total working days - 7			
			Present days - 7			
			Absent days - 0			
			Assessment is given.	NAB 11/3/17		

Department _____

Sr. No.	Date	Case No./yr.	Name of patient	Treatment	Grade	Sig.
			This is to certify that Krutavsi S. Desai completed all terms of (3 rd & 4 th year) in periodontics.			
			Seminar Topics.			
			1 st term - Mechanical plaque control			
			2 nd term - Supportive periodontal treatment.			
			Assessment marks.			
			3 rd year 1 st term - 4/10			
			3 rd year 2 nd term - 5/10			
			4 th year 1 st term - 5½/10			
			Preliminary exams are given.			

Department Prosthodontia

Sr. No.	Date	Case No./yr.	Name of patient	Treatment	Grade	Sig.
1.	14/9/18	30614	Babubhai Rana.	scaling		
2.	14/9/18	28092	Kasam miya.	scaling		
3.	18/9/18	28731	Bekha. Pathad	scaling		
4.	18/9/18	26707	Vikaskumar Varma	scaling		
5.	18/9/18	27300	Kamini Bogel.	scaling		
6.	19/9/18	32732	Indiraaben Gulvami	scaling		
7.	19/9/18	32695	Shweta Kokate	scaling		
8.	20/9/18	32268	Sahjad Mansuri	scaling		
9.	20/9/18	25652	Vijay Shukla	scaling		
10.	20/9/18	30614	Babubhai Rana	Scaling		
11.	22/9/18	33279	Mukund Solamti	scaling		
12.	25/9/18	33611	Jabiorhusen Shekh	scaling		
13.	25/9/18	33706	Rembo Vishwakarma	scaling		
14.	27/9/18	33402	Dinesh Kari	scaling		
15.	28/9/18	30991	Sunny Volga	scaling		
16.	29/9/18	34375	Murtidewi Rajak	scaling		
17.	1/10/18	33209	Bhaskar Kar	scaling		

Sr No.	Date	Case No./yr.	Name of patient	Treatment	Grade	Sig
18	1/10/18	28843	soheb Ansari	scaling		
19	3/10/18	34334	yasmima shekh	scaling		
20	3/10/18	34457	soheb shekh	scaling		
21	3/10/18	34723	Rajesh Bhausar	scaling		
22	4/10/18	34562	Soni tharvani	scaling		
23	4/10/18	35001	Rubi Rathod	scaling		
24	6/10/18	34440	Anita moorya	scaling		
25	8/10/18	35326	Mudina Mansuri	scaling		
26	9/10/18	34344	Tanay Chauhan	scaling		

Sr. No.	Date	Case No./yr.	Name of patient	Treatment	Grade	Sig.
---------	------	--------------	-----------------	-----------	-------	------

This is to certify that Karutavi Desai has successfully completed the internship training from 12/9/18 to 11/10/18 at our Periodontia department. She has performed her duties very sincerely and regularly. This has been noted in her clinical record book as well. This is compliance with the rules and regulation of the constituent university. There are no dues against her from our department.

Present Days - 26 DAYS

Absent Days -

DATE	HALF DAY	FULL DAY	TOTAL PRESENT DAYS	Signature
24/9/18		16/9/18	4	Professor & Head of Department
25/9/18		5/10/18		Professor & Head of Dept. of Periodontia
26/9/18				Asst. Prof. & Head of Dept. of Periodontia
27/9/18				Asst. Prof. & Head of Dept. of Periodontia

(Handwritten signature and date)
24/9/18

Department anal surgery

041

Sr. No.	Date	Case No./yr.	Name of patient	Treatment	Grade	Sig.
			Topics of discussion			
			(1) Anatomy of maxilla			
			(2) Anatomy of mandible			
			(3) Facial nerve & Bell's palsy			
			(4) Trigeminal nerve & neuralgia.			
			(5) Local anesthesia Basic			
			(6) Sterilization, patient chair position			
			(7) Armamentarium of oral surgery			
			(8) complication of local anesthesia.			
			(9) Exodontia (Principles)			
			clinical term forum			
			7/11/15 to 15/12/19			
			Assessment is given			

Department _____

042

Sl No	Date	Case No./Yr.	Name of patient	Treatment	Grade	Sig
			Clinical term from 17/11 working days : 1 working days : 17 Absent day : 1 Present days : 16. III rd yr 1 st term working days : 11 Absent days : 2 Present days : 11 Assessment is given.	15/12/15 15/12/15		

IV year / 1st term. (From 21/11/16 to 22/12/16) 043
 Department _____

Sr. No.	Date	Case No./yr.	Name of patient	Treatment	Grade	Sig.
1.	30/11/16	45063	Subarna shekh	ext ⁿ 1/1		Keshu
2.	30/11/16	45063	sabana shekh	ext ⁿ 2/1		
3.	2/12/16	45420	Bhaktiben patel.	ext ⁿ 1/4		Jadh
4.	2/12/16	45420	Bhaktiben Patel	ext ⁿ 1/5		
5.	2/12/16	45420	Bhaktiben patel	ext ⁿ 1/3		
6.	5/12/16	45110	Kanubhai Rajput	ext ⁿ 4/1		Keshu
7.	5/12/16	45110	Kanubhai Rajput	ext ⁿ 6/1		
8.	5/12/16	45110	Kanubhai Rajput	ext ⁿ 7/1		Keshu
9.	7/12/16	44970	Prabhuben Parmar	ext ⁿ 1/1		
10.	7/12/16	44970	Prabhuben Parmar	ext ⁿ 1/1		Jadh
11.	9/12/16	45230	Ramnilaben	ext ⁿ 1/3		
12.	9/12/16	45231	Ramnilaben	ext ⁿ 1/3		Keshu
13.	15/12/16	48132	vijaybhai chauhan	ext ⁿ 1/6		
14.	15/12/16	48132	vijaybhai chauhan	ext ⁿ 1/7		Keshu
15.	19/12/16	48244	Ramjibhai Parmar	ext ⁿ 6/1		
16.	21/12/16	43204	meenuvaniha ansari	ext ² 1/2		Keshu
17.	21/12/16	43204	meenuvaniha ansari	ext ² 1/3		
18.	21/12/16	43204	meenuvaniha ansari	ext ² 1/4		

Department _____

Sr. No.	Date	Case No./yr.	Name of patient	Treatment	Grade	Sig.
			Total working days - 27			
			present days - 27			
			Absent days - 0			
	22/12/16		Assessment is given.			
			discussion / demonstration.			
			(1) suturing			
			(2) IANB, GP nerve block.			
			(3) space infection.			
			(4) wiring (Ivy eyelet, each's arch bar)			
			(5) Disimpaction.			

IV year / IInd term (From 6/4/17 to 22/4/17)

Department _____

04

Sr. No.	Date	Case No./yr.	Name of patient	Treatment	Grade	Sig.
(19)	7/4/17	12346	shabana shekh	ext ⁿ 14/17		
(20)	8/4/17	13325	Aman parmar	ext ⁿ 7/1		
21	10/4/17	19345	Rameshbhai chauhan	ext ⁿ 7/1		
22	10/4/17	19275	Leelaben chandhy	ext ⁿ 12		
23	10/4/17	19275	Leelaben chandhy	ext ⁿ 13		
24	10/4/17	19275	Leelaben chandhy	ext ⁿ 3/1		
25	10/4/17	19275	Leelaben chandhy	ext ⁿ 14		
26	10/4/17	16376	Aashi parmar	ext ⁿ 16		
27	11/4/17	17352	Hareesh patel	ext ⁿ 5/1		
28	12/4/17	10042	Ambalal Gohi	ext ⁿ 4/1		
29	12/4/17	10042	Ambalal Gohi	ext ⁿ 5/1		
30	13/4/17	4532	sakina shekh	ext ⁿ 18		
31	13/4/17	4532	sakina shekh	ext ⁿ 16		
32	13/4/17	2349	mahendrabhai	ext ⁿ 16		
33	15/4/17	32162	Ranjibhai	ext ⁿ 13		
34	15/4/17	15312	Dadasav	ext ⁿ 2/1		
35	15/4/17	15312	Dadasav	ext ⁿ 3/1		
36	15/4/17	1632	vijaybhai chauhan	ext ⁿ 16		

Department _____

Sr No.	Date	Case No./yr.	Name of patient	Treatment	Grade	Sig.
37	15/4/17	5679	Rakeshbhai	pat ⁿ 2/1		
38	15/4/17	10592	Rakeshbhai	pat ⁿ 2/1		
39	17/4/17	30352	Ramlaben parmar	pat ⁿ 1/1		
40	17/4/17	30352	Ramlaben parmar	pat ⁿ 1/2		
41	17/4/17	33132	Parulben Solanki	pat ⁿ 1/1		
42	17/4/17	33132	Parulben Solanki	pat ⁿ 4/1		
43	17/4/17	25675	Kantilal Parekh	pat ⁿ 7/1		
44	17/4/17	4113	Heena Khator	pat ⁿ 1/8		
45	20/4/17	13713	Ramilaben	pat ⁿ 1/1		
46	21/4/17	24319	shahenaybanu	pat ⁿ 1/8		
47	21/4/17	24319	shahenaybanu	pat ⁿ 1/7		
48	22/4/17	17134	Vipul chavda.	pat ⁿ 1/30		
49	22/4/17	17134	Vipul chavda	pat ⁿ 1/6		
			Total working days - 13			
			Present days - 12			
			Absent days - 1			
	22/4/17		Assessment is given.			

Sig.	Sr. No.	Date	Case No./yr.	Name of patient	Treatment	Grade	Sig.
	1	12/2/18	20142	mimakshi modi	ext ⁿ / 6		
	2	13/2/18	2892	dipaben thakor	ext ⁿ / 45		
	3	14/2/18	19345	lalitaben Rajput	ext ⁿ / 43		
	4	14/2/18	4450	Gopalsingh mina.	ext ⁿ / 8		
	5	16/2/18	4548	Alkaben Jodeja	ext ⁿ / 8		
	6	21/2/18	2961	Sureshbhai Kharv	ext ⁿ / 7		
	7	21/2/18	5059	Riya Soni	ext ⁿ / 8		
	8	22/2/18	4143	vidhyaben karamchand	ext ⁿ / 7		
	9	22/2/18	5309	madhuben Jethva	ext ⁿ / 24		
	10	22/2/18	4292	Prahlad Parmar	ext ⁿ / 7		
	11	22/2/18	2798	Jamnaben parajapati	ext ⁿ / 54		
	12	23/2/18	4337	omumbhai solanki	ext ⁿ / 47		
	13	23/2/18	3835	dipakbhai Parmar	ext ⁿ / 8		
	14	23/2/18	4930	Rekhaben Chauhan	ext ⁿ / 11		
	15	24/2/18	3103	Ravibhai Patani	ext ⁿ / 5		
	16	26/2/18	4741	shakardal chauran	ext ⁿ / 2345		
	17	26/2/18	3243	Raziyabai pathan	ext ⁿ / 8		

Department _____

Sr. No.	Date	Case No./yr.	Name of patient	Treatment	Grade	Sig
18	27/2/18	3412	Munavar shekh	ext ⁿ 15		
19	27/2/18	2903	Tehmina ghattivale.	ext ⁿ 8		
20	27/2/18	4380	Ruhana shekh	ext ⁿ 7		
21	27/2/18	6168	venkatesh kondi	ext ⁿ 6		
22	27/2/18	6081	Pinal amin	ext ⁿ 6+8		
23	27/2/18	3241	Rima solanki	ext ⁿ 15		
24	28/2/18	5693	vandana harijan	ext ⁿ 8		
25	28/2/18	6292	saraladewi negi	ext ⁿ 6		
26	28/2/18	6337	sunita sharma	ext ⁿ 6.5		
27	28/2/18	5513	Hetal pitroda	ext ⁿ 7		
28	28/2/18	24577	Rina bhadoiya	ext ⁿ 7.5		
29	1/3/18	5755	seema panwala	ext ⁿ 8		
30	1/3/18	3813	kioutbhai vegad	ext ⁿ 7		
31	1/3/18	6451	Bhambaben Aaval	ext ⁿ 8		
32	1/3/18	6524	Dignaben Jetvat	ext ⁿ 7		
33	3/3/18	5721	Nikhil sathwara	ext ⁿ 8		
34	5/3/18	6662	Anandbhai patel	ext ⁿ 1		
35	5/3/18	6561	Moni Ray	ext ⁿ 8		


Department _____

Sr. No.	Date	Case No./yr.	Name of patient	Treatment	Grade	Sig
36	5/3/18	42881	yashoda dangar	eat ⁿ 8		
37	5/3/18	5394	yeymin pathan	eat ⁿ 8		
38	6/3/18	6972	Jayaben Sompuru	eat ⁿ 7		
39	6/3/18	6950	babubhai vaghela	eat ⁿ 8		
40	6/3/18	6502	Savitaben Rawat	eat ⁿ 6/4		
41	6/3/18	6963	Karansingh	eat ⁿ 854		
42	6/3/18	6998	Hetal Parmar	eat ⁿ 6		
43	6/3/18	537	suman chotvari	eat ⁿ 8		
44	7/3/18	7170	Baldwisingh Jadhav	eat ⁿ 67		
45	7/3/18	5029	Kaushmakant kadkiya	eat ⁿ 7		
46	7/3/18	3112	Hagambhai mansuri	eat ⁿ 765		
47	7/3/18	4255	lataben Poojapati	eat ⁿ 6		
48	7/3/18	7081	Narashbhai Patel	eat ⁿ 65		
49	8/3/18	7168	Premilaben solanki	eat ⁿ 78		
50	8/3/18	4175	Poojulaben Poojapati	eat ⁿ 8		
51	8/3/18	6880	Hareshbhai Soni	eat ⁿ 6		
52	8/3/18	6852	shouchand Tejvani	eat ⁿ 4		
53	8/3/18	7560	sonalben pana	eat ⁿ 8		


Sl No	Date	Case No./yr.	Name of patient	Treatment	Grade	Sig
54	8/3/18	4833	Mushorot Patan	pat ⁿ 5		
55	8/3/18	36464	Renu Bhadoiya	pat ⁿ 78		
56	8/3/18	7378	Samim mansuri	pat ⁿ 78		
57	12/3/18	7689	Dharmendra Jain	pat ⁿ 8		
58	12/3/18	7891	Pranod pradhan	pat ⁿ 8		
59	12/3/18	7571	Poonam Rajput	pat ⁿ 8		
60	12/3/18	6685	Aruna Parmar	pat ⁿ 78		
61	13/3/18	7891 ⁵⁷	Rajshree Sharma	pat ⁿ 87		
62	13/3/18	7746	Tejabhai Rajput	pat ⁿ 21		
63	13/3/18	6751	Rashaben meman	pat ⁿ 7		
64	13/3/18	26100	Lakshmi ben sharmali	pat ⁿ 22		
65	13/3/18	41451	Shankarji Gohil	pat ⁿ 78		
66	13/3/18	7617	Patil Thakkar	pat ⁿ 8		
67	22/3/18	9586	Saru Parikh	pat ⁿ 8		
68	23/3/18	8849	Shyamal bind	pat ⁿ 7		
69	24/3/18	9489	Hasmukh Parth	pat ⁿ 1		
70	29/3/18	9931	Sureshkumar Patel	pat ⁿ 6		
71	5/4/18	10489	Dineshbhai Patel	pat ⁿ 7		

Sr. No.	Date	Case No./yr.	Name of patient	Treatment	Grade	Sig
72	5/4/18	2563	varshaben patel	ext ⁿ 78		
73	5/4/18	10630	Kirdoshbham mirza	ext ⁿ 8		
74	6/4/18	2682	manita parajapati	ext ⁿ 56		
75	6/4/18	10946	Kailashben sisoelija	ext ⁿ 7		
76	6/4/18	4272	Sonal khatva	ext ⁿ 56		
77	7/4/18	2960	Kaam patni	ext ⁿ 7		
78	9/4/18	9221	Vasudev Kari	ext ⁿ 7		
79	10/4/18	10910	Mukesh Parmar	ext ⁿ 7		
				- Total no of extraction - 79		
				- Alveoloplasty - 3		
				Disimpaction assisted - 4		
				Preprosthetic surgery assisted - 1		
				Arch bar & loop wiring assisted - 2		

Sl No	Date	Case No./yr	Name of patient	Treatment	Grade	Sig
			OT attended.			
			(1) sandip - Dentigerous cyst.			
			(2) payal - cementifying fibroma.			
			ward duty for oral surgery has been completed for 15 days.			
			[From 14/3 '18 to 28/3 '18]			
			Waghuw			

Sr. No.	Date	Case No./yr.	Name of patient	Treatment	Grade	Sig.
<p>This is to certify that Koutavi Desai has successfully completed the internship training from 12/2/18 to 11/4/18 at our oral surgery department. She has performed her duties very sincerely and regularly. This has been noted in her clinical record book as well. This is compliance with the rules and regulation of the Gujarat University. There are no dues against her from our department.</p> <p>present days - 55 days. Absent days - 4 days. Total days - 59</p>						
				Professor & Head of Department		

Department Dentistry (Bhavnagar)

Sr. No.	Date	Case No./yr.	Name of patient	Treatment	Grade	Sig.
CERTIFICATE.						
<p>This is to certify that Kautasvi Desai successfully completed the internship training (Periphery duties) from 12/6/18 to 11/8/18 at department of dentistry, Sir T. General Hospital, Bhavnagar. She has performed her duties very sincerely & regularly. This has been noted in her clinical record book as well this is in compliance with the rules & regulations of Gujarat University. There are no dues against her from our department.</p>						
-I/c				 Dr. Jethwan		
				Professor &		
				Head of the Department.		
				ASSISTANT PROFESSOR DEPT. OF DENTISTRY MEDICAL COLLEGE, SIR T. HOSPITAL CAMPUS BHAVNAGAR		

Department ORAL PATHOLOGY

Sr. No.	Date	Case No./yr.	Name of patient	Treatment	Grade	Sig.
			<u>HISTORY</u>			
				<u>DIAGNOSIS</u>		
1	28/11/17	41194	Firoz Karimbhai meman	severe oral submucous		A fibrosis
2	1/12/17	40096	Salman surafat Patel.	Tobacco Pouch		keratosis
3	2/12/17	17698	Pinki Gautam Patni	Erosive lichen planus		(right buccal mucosa)
						Reticular lichen planus
						(left buccal mucosa)
4	3/12/17	43216	Mohanlal mali	oral submucous fibrosis		
5	6/12/17	13634	Jayaben Prajapati	infected radicular		cyst

Sr. No.	Date	Case No./yr.	Name of patient	Treatment	Grade	Sig.
---------	------	--------------	-----------------	-----------	-------	------

CERTIFICATE

This is to certify that Desai Kanwasvi S has successfully completed the internship training from 27/11/17 to 11/12/17 at our oral pathology department. she has performed her duties very sincerely and regularly. This has been noted in her clinical record book as well.

This is compliance with the rules and regulation of the gujarat university. There are no dues against her from our department.

Present days - 15

Absent days - 0.

[Signature]
04/01/2018

Dr. JYOTI G. *signature*
M.D.S.
Professor & *Professor* and head of
ORAL DENTAL PATHOLOGY
GOVT. DENTAL COLLEGE & HOSPITAL
Ahmedabad-380 011 *the department*

Sr. No.	Date	Case No./yr.	Name of patient	Treatment	Grade	Sig.
---------	------	--------------	-----------------	-----------	-------	------

CERTIFICATE

This is to certify that Desai Karutavi S has successfully completed the internship training from 27/11/17 to 11/12/17 at our oral pathology department. she has performed her duties very sincerely and regularly. This has been noted in her clinical record book as well.

This is compliance with the rules and regulation of the gujarat university. There are no dues against her from our department.

Present days - 15

Absent days - 0.

[Signature]
04/01/2018

Dr. JYOTI G. CHAWDA

M.D.S.

Professor


ORAL DENTAL PATHOLOGY

GOVT. DENTAL COLLEGE & HOSPITAL

Ahmedabad-380 011

Professor and head of the department





Department Pedodontia

Sr. No.	Date	Case No./yr.	Name of patient	Treatment	Grade	Sig.
<p>This is to certify that Desai Kandasvi S. has successfully completed the internship training from 12/12/2017 to 11/1/2018 at our pedodontia department. She performed her duties very sincerely and regularly. This has been noted in her clinical record book as well. This is compliance with the rules and regulation of Gujarat University. There are no dues against her from our department.</p>						
<p>Present days - 31 days</p>						
<p>Absent days - 0.</p>						
				<p> Dr. Shantanu R. Choudhari (M.D.S.) Professor and Head Department of Pedodontia Govt. Dental College & Hospital AHMEDABAD Professor and head of the department.</p>		

Sr. No.	Date	Case No./yr.	Name of patient	Treatment	Grade	Sig.
1.	5/11/15			Straightening of 21 G wire of 6 inch		
2.	17/12/15			2" equilateral triangle form 6" straight wire of 21 Gauge.		
3.	25/2/16			construction of circle which fits in equilateral triangle form 21 wire of 21 Gauge.		
4.	30/8/16			construction of 'C' clasp with 21 Gauge wire is done.		
5.	3/9/16			construction of 'U' clasp with 21 Gauge wire is done.		

Department _____

Sr. No.	Date	Case No./yr.	Name of patient	Treatment	Grade	Sig
6	8/9/16		construction of Arrowhead			
			part-I from 21 Gauge wire			} @
			is done.			} 8/9/16
7	8/9/16		construction of Arrowhead			
			part-II from 21 Gauge wire			} @
			is done.			} 8/9/16
8	9/9/16		construction of Adams clasp			
			from 21 Gauge wire is			} @
			done.			} 9/9/16
	10/9/16		Assesment is given.			
				9/10		
				Lahri		
9	8/2/17		construction of U Loop canine			
			retractor from 23 Gauge			} @
			wire is done.			} 8/2/17

Sr. No.	Date	Case No./yr.	Name of patient	Treatment	Grade	Sig.
10	9/2/17			construction of helical canine retractor from 21 gauge wire is done.		 9/2/17
11	10/2/17			construction of finger spring for mesial movement of 11 from 21 gauge wire is done.		
12	11/2/17			construction of 2 spring from 21 gauge wire is done.		 11/2/17
13	13/2/17			construction of labial bow (short, medium, long) from 21 ^{RS} gauge wire is done.		 14/2/2017
15	2/17			Assessment is given on 15/2/17		
				Visit: (7/10)		
				Recheck: (7/10)		

Dr. Falgun Mehta
 Professor & Head,
 Department of Orthodontics,
 Govt. Dental College & Hospital
 Ahmedabad-380 015

Internship

12/8/18 to 11/9/18

Department Orthodontia

02

Sr. No.	D	Sr. No.	Date	Case No./yr.	Name of patient	Treatment	Grade	Sr.
6	8/1				<u>CERTIFICATE</u>			
7	8/1				This is to certify that Desai Kavitayee has successfully completed the internship training from 12/8/18 to 11/9/18 at our Orthodontia department. She has performed her duties very successfully and regularly. This has been noted in her clinical record book as well. This is compliance with the rules and regulation of the Gujarat University. There are no dues against her from our department.			
8	9/1				Present Days - 29 1/2 Days (12/8/18 to 11/9/18)			
					Absent Days - <u>1 1/2</u> Days.	I/c. Renu		
					1 Day - 28/8/18	11/9/18		
					1/2 Day - 8/9/18			

DR. RENUKA PATEL
 M.D.S. (ORTHO)
 ASSISTANT PROFESSOR
 DEPARTMENT OF ORTHODONTIA
 GOVT. DENTAL COLLEGE & HOSPITAL
 AHMEDABAD-380 016.

Government Dental College & Hospital

AHMEDABAD-380016.



Department of Pedodontics And Preventive Dentistry



CLINICAL RECORD BOOK FOR THIRD AND FOURTH YEAR B.D.S.



Name : _____

Year : _____ Batch : _____ Roll No : _____

Contact No. : _____

GOVT. DENTAL COLLEGE & HOSPITAL

AHMEDABAD-380016.



Department of Pedodontics and Preventive Dentistry



CERTIFICATE

This is to Certified that

Mr./Miss Avneesh A. Saxena

has satisfactorily completed the course of Pedodontics and Preventive dentistry, according to the regulations of Govt. Dental College & Hospital, Ahmedabad for the course of Bachelor of Dental Surgery in the year 20 - 20 .


Head Of Department


Staff In-charge

Date : / / 201

ATTENDANCE SHEET

Sr. No	Year	Term	Clinical Posting		Lectures		Total Attendance	% of Attendance
			Duration	Attendance	Sign	Attendance		
1	Third	1 st	24/8/17 to 23/9/17	6/10	20/8/17 21/9/17			
		2 nd						
3	Fourth	1 st	-	7/10	Querry 31/12/18.			
		2 nd	24/4/19 15/19	10/10	20/4/19 15/19			

Staff In-charge

WORK SUMMARY

SR. No.	PROCEDURE	THIRD YEAR		FOURTH YEAR		TOTAL
		1 ST TERM	2 ND TERM	1 ST TERM	2 ND TERM	
1.	Case History	-	-	1	1	
2.	GIC Restoration	1	1	5	3	
3.	Silver Amalgam Restoration	-	-	-	-	
4.	Oral Prophylaxis	-	-	-	-	
5.	Tooth Bleaching	-	-	-	-	
6.	Extraction	-	-	-	-	
7.	Topical Fluoride Application	-	-	-	-	
8.	Pit & Fissure Sealant	-	-	-	-	
9.	Discussions Taken	4	2	1 (History)	3	
10.	Discussions Attended	2	1	1	3	
11.	Other	Model work	-		-	
12.	Sign	2 2	1 1	21/12/18	1 1	

Staff In-charge

TERM ENDING ASSESSMENT REPORT

Sr. No.	Year	Term	Marks Obtained		Sign	Total Marks	%
			History	Theory Viva			
1	Third	1 st	—	1.5/10	28/8/18 22/9/18		
2		2 nd					
3	Fourth	1 st	8/10	8/10	Querry 31/10/18		
4		2 nd	6 ¹² /10	8/10	31/10/18 11/11/18		

Staff In-charge

History (I)

General Information

- Case no: 44860
- Name: Mohammad Husain
- Age: 11 years
- Sex: Male
- School: Jamal English Medium School
4th Standard
- Address: Jamshedpur H Rasta
- Date: 29/12/18
- Birth date: 20/5/97
- Guardian: Mother
- Mother tongue: Gujarati

C/O: Pt c/o decayed tooth in lower right back tooth region

H/OPI: Pt was relatively asymptomatic before 4 months then his mother noticed loosening of the tooth and the patient complained of mild headache and tooth-ache. It had undergone school-check-up before 1 month and had diagnosed with multiple caries in one month. So patient decided to visit civil hospital Barwa on 22/12/18 and was advised for X-ray for the same.

• Past medical history: H/O of epilepsy at the time of birth and patient was admitted for 4-5 days
Pt was ↓ medication for 3 months

• Past Dental history: Not significant

• Personal history: Frank & polite behaviour
Pt is not interactive but is not resisting in any of the treatment or questions.

• Prenatal history: Ca⁺⁺ tablet only

• Natal history: No presence of natal teeth
immediate cry
normal delivery
No congenital abnormality
Full term fetus.

• Post Natal: breast feeding 1½ years
weaning 1 year

• Habits: Not significant

• milestones: normally achieved

• Diet: Breakfast: 7:am: Tea toast = 1
Lunch: 12:pm: Dal, roti, vegetable = 1
snacks: 4pm: real biscuit = 1
dinner: 8:pm: dal, rice = 1

• Type: solid-sticky

• 4x20 = 80 minutes

• General Examination:

I have examined the patient in proper light and exposure, pt was aware of time place and person pt is well built and well nourished with normal gait and respiratory rate and temperature.

pt is feeling good today.

• Sheldon's somatotype → mesomorphic

• External examination:

shape of head: mesocephalic with normal bilateral facial symmetry.

• TMJ examination: normal and submandibular lymph nodes are non palpable and non tender.

• Facial profile: straight with competent lips and normal speech

• Intraoral examinations

no abnormalities detected in lip
cheek
tongue
vestibule
floor of mouth
palate

* Mucosa deviated towards left side.

• Normal gingiva and tongue

• Hard tissue examination

No of teeth acc FDI .16 55 54 53 12 11 21 22 63 64 65 26
46 85 44 83 42 41 31 32 73 74 75 76
43 38

No of teeth = 26

Occlusion : mesial step.

Angles Class I molar occlusion

~~No primate space or physiologically space present~~

last erupted tooth



estimated dental age = 11-12 years

The given radiograph is of maxillary left back tooth region showing a radiograph showing 22, 63, 64, 65 and developing 23, 24, 25

There is presence of ~~ap~~ occlusal radiolucency in relation to 63 and 64 which shows occlusal caries in relation to the tooth

• DMFT index:

d = 5

e = 0

f = 0

• def score = 5

Final diagnosis.

- chronic reversible pulpitis i/t 75, 85, 63, 64
- chronic irreversible pulpitis i/t 84
- root piece i/t 74.

• Treatment

- ① GIC restoration i/t 63, 64, 85

② Extraction i/t 74, 84

- preventive: diet instruction to patient and parent

pt is recalled after 6-8 weeks

pt is advised to avoid sticky food in between meals and use fluoride toothpaste three times a day with modified bass method of brushing

Nuni
31/12/18

History (2)

Name = Yash Popabhai Prujapati
Case no = 9953
Age = 17 years
School = Adarsh Prathamik school
Address = 140 Ambikanagar, Meghaminagar
Mother Tongue = Gujarati
Guardian = Mother
Source of info = Patient and Guardian

Chief complaint = Patient complaint of pain in upper right back tooth region since 1 month

HPI = Patient was asymptomatic before 3 years. Then his ~~developed pain~~ in other ~~teeth~~ noticed blackening of teeth and consulted to a private dentist and was treated with removal of tooth. Then after tooth complaint was again aggravated in the upper right back tooth region which was dull continuous, persistent and with complaint of inflammation. Thus parents decided to visit civil hospital asawa before 2-3 months. Nowby treatment is ongoing.

- Past medical history: Congenitally partially tilted neck treated surgically
- Past dental history: Pain in upper right and left back tooth region before 3 years treated by extraction of teeth
- Family history: 2 siblings
2 sister
1 elder = 13 years
1 younger = 9 years
- Personal history
Frank's behaviours = 03 positive
It is cooperative and responds well to the the questions
Brushing: twice a day by horizontal method of toothbrushing
Prenatal history: No H/O hospitalizations, illness to the mother
H/O Ca⁺⁺ tablet and vitamin tablet intake
Natal history: Normal delivery
9 months
Post natal history: No H/O hospitalization
H/O deviated neck to right side treated surgically at age of 3^{1/2} years
No H/O habits
Breast feeding: Till 1^{1/2} years
weaning: 2 years

DIET

Breakfast : 9:00am - Tea + Roti = 1
lunch : 12:00pm - vegetable Roti = 1
dinner : 8:00pm - vegetable Roti = 1
Inbetween : - fruits biscuit = 1

caries exposure = $20 \times 4 = \underline{\underline{80 \text{ minutes}}}$

General Examination

I have examined the patient in normal light and exposure. Pt is well built and well nourished. Pt is well aware of time, place and person.

Seldons somatotype = mesocephalic

Height }
weight } NAD
gait }
built }

Extra-oral examinations

Head : mesocephalic

Normal bilateral facial symmetry but right ear is inferiorly placed

TMJ = No sound heard on inspection
No sound felt on palpation

Lymphnode: submandibular lymphnode not palpable.

facial profile = convex
lips = competent
speech = normal

Intraoral examination

Soft tissue

lips
floor of mouth
Tongue
uvula
Buccal mucosa

} NAP

gingiva = dark pink discoloration
= firm and resilient. single well
defined swelling present in 56
region which is painful on
palpation

Hard tissue examination

No of teeth = 23

dentition = mixed.

Notation

16 55 14 53 12 11 21 22 23 63 64 24 76

46 85 84 83 42 41 31 32 73 74 75 36

Dental age = 12-13 years (24)

root piece = 65

decayed = $\frac{55 \ 53 \ 63 \ 64}{84 \ 73 \ 74 \ 36}$

missing = -

filled = -

DMFT = $\boxed{7}$

deft score = $\boxed{4}$

Treatment

Restorative Treatment

adv GIC restoration in 36, 53, 63, 73, 74.

Endodontic Treatment

adv Pulpectomy in 55, 64

~~Adv~~ Extraction in 65, 84

Prophylactic Treatment

It is advised to brush with modified Bass method 3 times a day.

2 times with fluoridated toothpaste


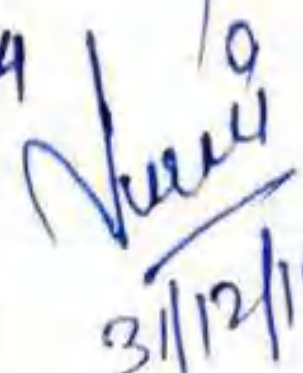

1 time with non fluoridated toothpaste

Kapota
1/5/23

DISCUSSION

DATE	<u>TOPIC</u>	MARKS OBTAINED	SIGNATURE
25/4/19	Habit		} <u>Zslof</u> 26/5/19
26/4/19	Fear Anxiety phobia		
30/4/19	Trauma		

CASE HISTORY

OPD NO.	DATE	PATIENT'S NAME	AGE/SEX	DIAGNOSIS	SIGNATURE
44860	29/12/18	Mohammad Hussain	44	chronic 95, 89 rev. pulpitis 63, 64 chronic irreversible 84 pulpitis ext ⁿ 74, 94	  3/12/18
9953	30/4/19	Yash Prayapati	11	chronic rev. pulpitis 1st 53, 63, 73, 74 36 chronic 1st pulpitis 55, 64, 74	 1/5/19

RESTORATIVE WORK

OPD No.	DATE	PATIENT'S NAME	AGE/SEX	CAVITY PREPARATION	BASE	FILLING	SIGN.
	12/9/17	Maxillary 1 st Molar		Class 1 separate (mesial & distal)		Model work	<i>Munir</i> 12/9/17
	15/9/17	Mandibular 1 st molar		class 1		model work	<i>Munir</i> 15/9/17
1)	18/9/17	Ishanvi Vasaiya	III rd year E1 85	1 st term		GIC restoration I.F.T 85	<i>Munir</i> 18/9/17
2)			IV year	1 st Term			
2	17/12/18	Rahul Thoran	09 years	class I 64 class II 75		GIC restoration 64, 75	<i>Munir</i>
3	18/12/18	Kulsum	07 year	class I 65		GIC restoration 65	<i>Munir</i>
4	29/12/18	Hussain	11 year	class II 63 64		GIC restoration 63, 64	<i>Munir</i> 31/12/18
			IV year	2 nd term			
1	25/4/19	Sakshi	6 year	class I 75		GIC restoration	<i>Munir</i> 15/5/19
2	27/4/19	Jumaid	8 year	class II 64		GIC restor	<i>Munir</i> 15/5/19
3	30/4/19	Yash	11 year	class V 73		GIC restor	<i>Munir</i> 15/5/19

Government Dental College & Hospital

AHMEDABAD-380016.



Department of Pedodontics And Preventive Dentistry



CLINICAL RECORD BOOK FOR THIRD AND FOURTH YEAR B.D.S.



Name : Dheuti Shah

Year : IVth Batch : _____ Roll No : 91

Contact No. : _____

GOVT. DENTAL COLLEGE & HOSPITAL

AHMEDABAD-380016.



Department of Pedodontics and
Preventive Dentistry




CERTIFICATE

This is to Certified that

Mr./Miss Shah Dhruvi K.

has satisfactorily completed the course of Pedodontics and Preventive dentistry, according to the regulations of Govt. Dental College & Hospital, Ahmedabad for the course of Bachelor of Dental Surgery in the year 2018 - 2019.


Head Of Department


Staff In-charge

Date : 24/7/2019

Sr. No	Year	Term	Clinical Posting			Lectures		Total Attendance	% of Attendance
			Duration	Attendance	Sign	Attendance	Sign		
1	Third	1 st	24/8/17 to 23/9/17	9/10	22/8/17 22/9/17				
2		2 nd	14/2/18 to 28/2/18	4/10	23/2/18 28/2/18				
3	Fourth	1 st	17/12/18 to 31/12/18	8/10	17/12/18 31/12/18				
4		2 nd	24/4/19 to 1/5/19	8/10	24/4/19 1/5/19				

3

Staff In-charge

WORK SUMMARY

SR. No.	PROCEDURE	THIRD YEAR		FOURTH YEAR		TOTAL
		1 ST TERM	2 ND TERM	1 ST TERM	2 ND TERM	
1.	Case History	-	-	1	1	
2.	GIC Restoration	1	-	5	2	
3.	Silver Amalgam Restoration	-	-	-	-	
4.	Oral Prophylaxis	-	-	-	-	
5.	Tooth Bleaching	-	-	-	-	
6.	Extraction	-	-	-	-	
7.	Topical Fluoride Application	-	-	-	-	
8.	Pit & Fissure Sealant	-	-	-	-	
9.	Discussions Taken	4	2 (Over-Due)	1	3	
10.	Discussions Attended	3	2	1	2	
11.	Other	Model work	-	-	-	
12.	Sign	Zilal 22/9/18	Zilal 28/2/18	Shah 3/12/18	Khan 11/5/19	

Staff In-charge

TERM ENDING ASSESSMENT REPORT

Sr. No.	Year	Term	Marks Obtained		Sign	Total Marks	%
			History	Theory Viva			
1	Third	1 st	-	4/10	<i>[Signature]</i> 24/9/27		
2		2 nd	-	4/10	<i>[Signature]</i> 22/9/28		
3	Fourth	1 st	5/10	5/10	<i>[Signature]</i>		
4		2 nd	3/10	6/10	<i>[Signature]</i> 21/11/19		

Staff In-charge

History-1

* General information:-

Reg. No:- 44861

Name:- Mohamad Hathi

Age:- 7 years

sex:- Male

Date:- 29/12/18

Birth date:- 28/6/12

School & Standard:- Jamali School, HKG.

Address:- Kutan mil chav nasta, Saras Puri, Ahmedabad.

Mother Tongue:- Gujarati.

Name of the Parent:- Tasnim

Relationship with Guardian:- Mother

Source of information:- Himself & mother

Chief Complaint:-

→ Pt complains of decayed teeth since 3 months.

History of Present Illness:-

→ Patient was relatively asymptomatic before 3 months. Then he noticed discoloration of teeth due to decay. So he came to civil hospital for check up.

→ past medical history :- Not relevant

→ past Dental history:- Not there

→ Social & family history:- Not significant

→ Personal history:-

Behavior:- Frankel's behavior rating
- Definitely positive

Brushing technique details:- Horizontal brushing technique once a day with fluoridated tooth paste.

⇒ Prenatal History:-

- Drug intake during pregnancy - Normal
- No any illness during pregnancy.

⇒ Natal History:-

- Full term birth is there.
- Type of delivery:- Normal
- Birth cry:- Immediate
- Natal teeth:- Absent

⇒ Post Natal History:-

- Feeding:- Breast fed
- Duration:- 1 & half year
- Frequency:- 5-6 times
- Weaning:- After 1 year

Habits:- No any Habit

Milestones:- Normal

Vaccination:- completed.

Diet History

Time	Item	
7:00 AM	Biscuit, milk	1
10:00 AM	Roti, Sak	1
1:00 PM	Roti, Sak	1
8:00 PM	Dal, Roti	1

→ In between meals:- chocolates,

Type:- solid sticky,

- 4 x 20

= 80 min Time of exposure.

→ Examination:

→ General Physical Assessment:

- Build, Height, weight, heart, pulse, respiratory rate, temperature are normal

→ Sheldon's somato type:- Ectomorphic

→ Extra oral Examination:-

Shape of the Head → mesencephalic

→ TMJ examination - normal

→ Lymph nodes → not enlarge

→ Lips - competent

→ Speech - Normal

→ Intra oral Examination:-

→ soft tissue Examination:-

→ lip, oral mucosa, cheek, tongue, vestibule, floor of mouth, palate are normal.

→ Hard tissue Examination:-

Teeth present:- 22

PDI Notation:-

55	54	53	52	51	61	62	63	64	65		
46	85	84	83	82	81	71	72	73	74	75	36

→ Occlusion:-

→ ~~occlusion~~ Angle's class I molar occlusion

→ Dental Age:- 67 years

→ Teeth decayed:-

55	54	52	51	61	62
		85		74	75

→ Teeth missing:- 0

→ Teeth filled:- 0

→ ~~defect~~ → 9
defect

→ Provisional diagnosis:-

proximal caries in $\frac{5554S25162}{7475}$

chronic irreversible pulpitis in $\frac{61}{85}$

→ Investigation:-

→ Adv. IOPA in $\frac{61}{85}$

→ Radiolucency seen in the whole pulp of 85.

→ Final Diagnosis:-

chronic irreversible pulpitis in $\frac{61}{85}$

proximal caries in $\frac{5554S25162}{7475}$

⇒ Treatment plan:-

1) pulpectomy in $\frac{61}{85}$

2) AIC restoration in $\frac{5554S25162}{7475}$

⇒ Preventive / Preparatory:-

→ fluoride application. (varnis form)
At home / office

⇒ Restorative:-

→ AIC restoration

⇒ follow ups.

⇒ Home care instruction:-

→ Avoid sticky food.

→ Brushing twice daily with fluoridated and once with a non-fluoridated tooth paste.

Investigation:-

→ Intraoral Periapical Radiograph of Mandibular ~~Left~~ Right posterior region shows radiolucent area involving enamel, dentin & pulp in deciduous second molar.

~~Opinion~~
61/12/18.

* General information:-

Reg. No:- 15652

Name:- Ajay Kanubhai Patil

Age:- 10 years

Sex:- Male

School & standard - Adarsh school, 4th standard

Address:- Asarwa, Chamarpura, Ahmedabad.

Mother tongue:- Gujarati

Source of information:- Himself & Mother

Chief complaint:-

→ Patient complains of food lodgement in his lower left back tooth region, since 6 days.

→ History of present illness:-

→ Patient was relatively asymptomatic before 6 days. Then he noticed food lodgement in lower back tooth region, so he came to civil hospital.

→ Past medical history:- Not relevant→ Past dental history:- GIC done in 75 before 1 year.→ Social & family history:- Not significant→ Personal history:-Behavior:- Frankel's behavior rating
Definitely positiveBrushing technique details:- Horizontal

brushing technique once a day with fluoridated tooth paste.

→ Prenatal history:-

Drug intake during pregnancy - Normal

→ No any illness during pregnancy

- full term birth
- Type of delivery - Normal
- Birth cry - Immediate
- Natal teeth - Absent

→ Post Natal History:

feeding - Breast feed
 Duration - 6 months
 frequency - 3 times
 Weaning - 9 months
 Habits - No any habits
 milestones - Normal
 vaccination - completed

Diet History:

Time	Item	
8:00 AM	Puri, Tea*	1
12:00 PM	Roti, Vegetable*	1
8:00 PM	Khichdi, Bhoat	0

In between meals: chocolate 1

Type - solid sticky

= 3x20

= 60 min Time of exposure.

→ Examination:

→ General physical Assessment:

→ Built, Height, weight, Gait, pulse, Respiratory rate, Temperature are normal.

→ sheldon's somato type: - Ectomorphic

→ Extraoral Examination:

Shape of the head - mesencephalic

TMJ Examination - Normal

Lymphnodes - Not enlarge

lip - competent

speech - Normal

→ Sublingual Examination:

→ Soft tissue examination:

→ lip, oral mucosa, cheek, tongue, vestibule, palate are normal.

→ Hard tissue Examination:

Teeth present: 24
Type of dentition: mixed

FDT Notation:

16 55 54 53 212 11 2122 63 64 65 26

~~46 85 84 83 42 41 31 32 73 74 75 36~~

→ Occlusion:

→ Angle's class I molar relation

Dental Age: 9-10 years

→ Teeth Decayed: 54, 55, 75

→ Teeth missing: 0

→ Teeth filled: 0

left - 3

→ Provisional diagnosis:

chronic reversible pulpitis 75

caries 54 55

→ Investigation:

~~At~~ IOPA int 75

Intraoral periapical Radiograph

shows mandibular left posterior teeth region, including permanent first molar & deciduous first

and second molar.

→ Radiolucency seen in the deciduous molar which is suggestive of restorative material.

- Nov
- 35 → 7th Stage (one third of root completed)
 - 34 → 8 Stage (two third of root completed)
 - 37 → crown almost completed.

→ final Diagnosis:-

chronic reversible pulpitis pt 75.
caries 54, 55

→ Treatment:

1) Systemic
- no medicine needed.

2) Pulpotomy in 75.

3) GIC restoration 54, 55.

→ Preventive / preparatory:-

→ fluoride application.

→ Restorative - GIC restoration.

→ follow up.

⇒ Home care Prevention:-

→ Avoid sticky food.

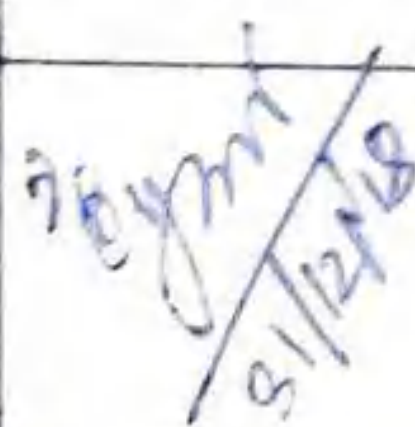

→ Brushing twice daily with
fluoridated and once with a
non-fluoridated tooth paste.

~~Aratu~~
1/5/19

DISCUSSION

DATE	TOPIC	MARKS OBTAINED	SIGNATURE
15/4/19	History taking		Nuani 8/9/17
25/4/19	Habit		} Z.S.S. 15/2/9
26/4/19	fear, Anxiety, phobia		
30/4/19	Trauma.		

CASE HISTORY

OPD No.	DATE	PATIENT'S NAME	AGE/SEX	DIAGNOSIS	SIGNATURE
AH861	29/12/18	Mohamad	7/Male	chronic irreversible pulpitis 61/85	 9/12/18
15652	30/4/19	Ajay Patil	10/m	chronic reversible pulpitis 75	 11/5/19

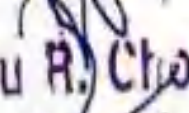
RESTORATIVE WORK

OPD No.	DATE	PATIENT'S NAME	AGE/SEX	CAVITY PREPARATION	BASE	FILLING	SIGN.
	31/8/17	Mandibular		47	Model		<i>[Signature]</i>
		complete occlusal			work		31/8/17
	4/9/17	Maxillary		(26)	Model		<i>[Signature]</i>
		complete occlusal			work done		4/9/17
34156	19/9/17	Khadija	6/F	3 rd year - 1 st term 75 TE	-	GIC	<i>[Signature]</i> 20/9/17
11156	17/12/18	Aditya	6/m	IV year - 1 st term 55, 54	GIC	GIC	<i>[Signature]</i> 18/12/18
31186	18/12/18	Rahul	10/m	55 Class II	G-	GIC	<i>[Signature]</i>
44861	29/12/18	Mohamad	6/m	class II 74, 75		GIC	<i>[Signature]</i> 31/12/18
				IV year - 2 nd term			
4930	25/4/19	Hareem	10/m	occlusal GIC 65 (Pit)		GIC	<i>[Signature]</i> 1/5/19
15652	30/4/19	Ajay	10/m	GIC 54, 55		GIC	

DEPARTMENT OF PEDODONTIA

3.3.2 (QnM) Average number of PhD/DM/M.Ch/PG degrees in the respective disciplines awarded per recognized PG teachers* of the Institution during the last five years

No	Name of Degree	Name of the PhD/DM/M.Ch/PG scholar	Name of the Department	Name of the guide	Title of the thesis	Year of registration of the scholar	Year of award of PhD/DM/M.Ch/PG degree
* Eligible PG teachers are those who are recognized as PG/PhD guides by the University / respective Regulatory Bodies							
1	PHD	Dr.Sweta Waghele	Pedodontics and Preventive Dentistry	Dr.Shantanu Choudhari	Pre surgical Naso alveolar moulding by Gayson's technique and Figueroa technique prior to Unilateral cleft lip and palate	2020	
2	PHD	Dr.Vaibhav Kotecha	Pedodontics and Preventive Dentistry	Dr.Shantanu Choudhari	Painless tooth extraction by Jalandhara Bandha Yoga in Children	2020	
3	PHD	Dr.Vishakha Kataria	Pedodontics and Preventive Dentistry	Dr.Shantanu Choudhari	Evaluation of Parental Satisfaction and clinical outcomes of stainless steel and zirconia crowns in primary molars : a randomized clinical study	2020	
4	PG	Dr.Khyati Shah	Pedodontics and Preventive Dentistry	Dr.Shantanu Choudhari	An Estimation of Blood Lead level and its correlation to occurrence of Dental caries in children of 8-12 years of age	2013	
5	PG	Dr.Manthan Patel	Pedodontics and Preventive Dentistry	Dr.Shantanu Choudhari	An Estimation of Salivary Lead level and its correlation to occurrence of Dental caries in children of 8-12 years of age	2013	
6	PG	Dr.Saptak Shah	Pedodontics and Preventive Dentistry	Dr.Shantanu Choudhari	An Assessment of parent satisfaction of oral health care delivery for their child in department of Pedodontia and preventive dentistry, Government dental college and hospital, Ahmedabad, Gujarat	2013	
7	PG	Dr.Chirag Vaghela	Pedodontics and Preventive Dentistry	Dr.Shantanu Choudhari	Dental age estimation by using Nolla's method and Demirjian's method- A comparative study	2014	
8	PG	Dr.Sandip Saxena	Pedodontics and Preventive Dentistry	Dr.Shantanu Choudhari	Comparison of root length values determined by two different types of electronic apex locator and paralleling radiographic method in primary mandibular second molars of children of 3 to 7 years age group	2014	
9	PG	Dr.Parikrama Solanki	Pedodontics and Preventive Dentistry	Dr.Shantanu Choudhari	The prevalence of dental caries and gingival disease in institutionalized special children of 6-12 years of age in Ahmedabad city	2014	
10	PG	Dr.Gaurav Vispute	Pedodontics and Preventive Dentistry	Dr.Shantanu Choudhari	Caries experience and dental treatment needs in children with congenital heart diseases in Gujarati population	2015	2018
11	PG	Dr.Kawaljeet B	Pedodontics and Preventive Dentistry	Dr.Shantanu Choudhari	Evaluation of Stress reducing effect of Audio and Audiovisual distraction techniques during various treatment procedures in anxious pediatric dental patients.	2015	2018
12	PG	Dr.Bhavna Verma	Pedodontics and Preventive Dentistry	Dr.Shantanu Choudhari	Comparative evaluation of clinical outcome of pulpotomy in primary molars treated with Formocresol, pulpotec and biodentine-6 month follow up study	2015	2018
13	PG	Dr.Rupinder	Pedodontics and Preventive Dentistry	Dr.Shantanu Choudhari	Age estimation using Cameriere's method	2016	2019
14	PG	Dr.Suchita	Pedodontics and Preventive Dentistry	Dr.Shantanu Choudhari	An in vitro evaluation of compressive strength of newer nano composite materials	2016	2019
15	PG	Dr.Dipak Sharma	Pedodontics and Preventive Dentistry	Dr.Shantanu Choudhari	Influence of rubber dam on physiological parameters of stress in children of 7 to 10 years of age - an in vivo study	2016	2019
16	PG	Dr.Sweta Waghele	Pedodontics and Preventive Dentistry	Dr.Shantanu Choudhari	The Influence of Resin Infiltration system on Enamel micro hardness and surface roughness of White spot lesions after debonding of Orthodontic brackets	2017	2020
17	PG	Dr.Chetana Patel	Pedodontics and Preventive Dentistry	Dr.Shantanu Choudhari	Clinical and Radiographical evaluation of Modified 3 mix plus Dexamethasone paste and metapex in pulpally involved primary molars- an in vivo study	2017	2020
18	PG	Dr.Bhargavi Patel	Pedodontics and Preventive Dentistry	Dr.Shantanu Choudhari	Clinical and radiographic evaluation of single versus multi visit pulpectomy treatment in primary teeth with apical periodontitis.	2017	2020
19	PG	Dr.Milind	Pedodontics and Preventive Dentistry	Dr.Shantanu Choudhari	Comparative evaluation of the clinical and radiographic success rate of the anti oxidant mix as a new pulpotomy medicament versus MTA pulpotomy medicament for primary molars in the age group of 6 to 8 years - an in vivo study	2018	2021
20	PG	Dr.Rita	Pedodontics and Preventive Dentistry	Dr.Shantanu Choudhari	Comparative study of antimicrobial effect of Chlorhexidine and propolis as an intracanal medicament in primary molar	2018	2021
21	PG	Dr.Harsh	Pedodontics and Preventive Dentistry	Dr.Shantanu Choudhari	Warning of Local anaesthetic : A brimful approach to pain control	2018	2021
22	PG	Dr.Khyati K Abhangi	Pedodontics and Preventive Dentistry	Dr.Shantanu Choudhari	Salivary Alkaline Phosphatase activity : A bio chemical marker for skeletal maturity and growth prediction . An in vivo study	2019	
23	PG	Dr.Jigyasha Saklecha	Pedodontics and Preventive Dentistry	Dr.Shantanu Choudhari	Efficacy of Midazolam nasal spray and Nitrous oxide - Oxygen combination as a sedative agent in children	2019	
24	PG	Dr.Parth Chhabria	Pedodontics and Preventive Dentistry	Dr.Shantanu Choudhari	Identification of Copper , Zinc , Lead & Selenium in saliva and its association with Dental Caries in 4 to 9 years old children.	2019	
25	PG	Dr.Suith Gopalan	Pedodontics and Preventive Dentistry	Dr.Shantanu Choudhari	Clinical assessment and estimation of Salivary Nitric Oxide level and its relation to Dental Caries in Cardiac Compromised Children.	2020	
26	PG	Dr.Jigna Vaghshiya	Pedodontics and Preventive Dentistry	Dr.Shantanu Choudhari	Complete vs Incomplete Caries removal procedures and their effects on dental Pulp in Primary teeth - an in vivo study	2020	
27	PG	Dr.Kinjal Vekariya	Pedodontics and Preventive Dentistry	Dr.Shantanu Choudhari	Ferritin as a Predictive Salivary Marker for ECC	2020	


Dr. Shantanu R. Choudhari (M.D.S.)
 Professor and Head
 Department of Pedodontia
 Gov. Dental College & Hospital
 AHMEDABAD-19

Sr. No.	Date	Topic	Mode of Lecture	Staff Name
1	01-07-21	INTRODUCTION	PPT PRESENTATION	DR. SWATI GOYAL
2	01-21-21	GROWTH	PPT PRESENTATION	DR. SWATI GOYAL
3	01-28-21	INTERCEPTIVE ORTHODONTICS	PPT PRESENTATION	DR. SWATI GOYAL
4	04/02//2021	DEVELOPMENT OF DENTITION	PPT PRESENTATION	DR. SWATI GOYAL
5	02-11-21	DEVELOPMENT OF DENTITION	PPT PRESENTATION	DR. SWATI GOYAL
6	02-18-21	CHILD PSYCHOLOGY AND BEHAVIOUR MANAGEMENT	PPT PRESENTATION	DR. SHANTANU CHOUDHARI
7	02-25-21	CHILD PSYCHOLOGY AND BEHAVIOUR MANAGEMENT	PPT PRESENTATION	DR. SHANTANU CHOUDHARI
8	03-04-21	CHILD PSYCHOLOGY AND BEHAVIOUR MANAGEMENT	PPT PRESENTATION	DR. SWATI GOYAL
9	03-18-21	CHILD PSYCHOLOGY AND BEHAVIOUR MANAGEMENT	PPT PRESENTATION	DR. SWATI GOYAL
10	03-25-21	EARLY CHILDHOOD CARIES	PPT PRESENTATION	DR. PURVA BUTALA
11	04-08-21	EARLY CHILDHOOD CARIES	PPT PRESENTATION	DR. PURVA BUTALA
12	04-15-21	PEDIATRIC ENDODONTICS	PPT PRESENTATION	DR. SHANTANU CHOUDHARI
13	04-22-21	PEDIATRIC ENDODONTICS	PPT PRESENTATION	DR. SHANTANU CHOUDHARI
14	04-29-21	PEDIATRIC ENDODONTICS	PPT PRESENTATION	DR. SHANTANU CHOUDHARI
15	05-05-21	pharmacological management.	PPT PRESENTATION	DR. SHANTANU CHOUDHARI
16	05-12-21	pharmacological management	PPT PRESENTATION	DR. SHANTANU CHOUDHARI
17	19//5/2021	CAVITY PREPARATION	PPT PRESENTATION	DR. SHANTANU CHOUDHARI
18	05-26-21	CAVITY PREPARATION	PPT PRESENTATION	DR. SHANTANU CHOUDHARI
19	06-02-21	RESTORATIVE MATERIALS	PPT PRESENTATION	DR. SHANTANU CHOUDHARI
20	06-09-21	RESTORATIVE MATERIALS	PPT PRESENTATION	DR. PURVA BUTALA
21	16.6.21	SPACE MANAGEMENT	PPT PRESENTATION	DR. SHANTANU CHOUDHARI
22	23.6.21	SPACE MANAGEMENT	PPT PRESENTATION	DR. PURVA BUTALA
23	30.06.21	MEDICALLY COMPROMISED PATIENT MANAGEMENT REVISION	PPT PRESENTATION	DR. PURVA BUTALA
24	8.7.21	MEDICALLY COMPROMISED PATIENT MANAGEMENT REVISION	PPT PRESENTATION	DR. SHANTANU CHOUDHARI
25	15.7.21	REVISION	PPT PRESENTATION	DR. PURVA BUTALA
26	22.7.21	REVISION	PPT PRESENTATION	DR. SHANTANU CHOUDHARI
27	29.7.21	behavior management	PPT PRESENTATION	DR. PURVA BUTALA
28	08-05-21	behavior management	PPT PRESENTATION	DR. PURVA BUTALA
31	08-12-21	behavior management	PPT PRESENTATION	DR. SHANTANU CHOUDHARI
32	08-19-21	stainless steel crowns	PPT PRESENTATION	DR. PURVA BUTALA
33	08-26-21	stainless steel crowns	PPT PRESENTATION	DR. PURVA BUTALA
34	10-07-21	stainless steel crowns	PPT PRESENTATION	DR. PURVA BUTALA
35	10-14-21	restorative dentistry	PPT PRESENTATION	DR. PURVA BUTALA
36	10-21-21	pit and fissure sealants	PPT PRESENTATION	DR. PURVA BUTALA
37	10-28-21	infant oral health	PPT PRESENTATION	DR. SHANTANU CHOUDHARI
38	11-11-21	revision	PPT PRESENTATION	DR. PURVA BUTALA
41	11-18-21	revision	PPT PRESENTATION	DR. SHANTANU CHOUDHARI
42	11-25-21	revision	PPT PRESENTATION	DR. SHANTANU CHOUDHARI
43	12-02-21	MINOR ORAL SURGICAL PROCEDURES	PPT PRESENTATION	DR. PURVA BUTALA
44	12-09-21	MINOR ORAL SURGICAL PROCEDURES	PPT PRESENTATION	DR. PURVA BUTALA
45	12-16-21	MINOR ORAL SURGICAL PROCEDURES	PPT PRESENTATION	DR. PURVA BUTALA
46	12-23-21	MINOR ORAL SURGICAL PROCEDURES	PPT PRESENTATION	DR. PURVA BUTALA
47	12-30-21	Conscious sedation	PPT PRESENTATION	DR. SHANTANU CHOUDHARI
48	01-06-22	Conscious sedation	PPT PRESENTATION	DR. PURVA BUTALA
50	01-13-22	Conscious sedation	PPT PRESENTATION	DR. PURVA BUTALA
51	01-20-22	Diet counselling	PPT PRESENTATION	DR. SHANTANU CHOUDHARI
52	27-01-2022	FLUORIDE	PPT PRESENTATION	DR. SHANTANU CHOUDHARI
53	02-03-22	FLUORIDE	PPT PRESENTATION	DR. PURVA BUTALA
54	02-10-22	FLUORIDE	PPT PRESENTATION	DR. PURVA BUTALA
55	02-17-22	TRAUMA IN PEDIATRIC DENTISTRY	PPT PRESENTATION	DR. PURVA BUTALA
56	02-24-22	TRAUMA IN PEDIATRIC DENTISTRY	PPT PRESENTATION	DR. PURVA BUTALA
57	03-03-22	MINOR ORAL SURGICAL PROCEDURES	PPT PRESENTATION	DR. PURVA BUTALA
58	03-10-22	CHILD PSYCHOLOGY AND BEHAVIOUR MANAGEMENT REVISION	PPT PRESENTATION	DR. SHANTANU CHOUDHARI
59	03-17-22	PEDIATRIC ENDODONTICS REVISION	PPT PRESENTATION	DR. SHANTANU CHOUDHARI
60	03-24-22	MEDICALLY COMPROMISED PATIENT MANAGEMENT REVISION	PPT PRESENTATION	DR. PURVA BUTALA
63	03-31-22	FLUORIDE revision	PPT PRESENTATION	DR. PURVA BUTALA
64	04-28-22	revision	PPT PRESENTATION	DR. PURVA BUTALA
65	05-05-22	revision	PPT PRESENTATION	DR. SHANTANU CHOUDHARI
66	05-12-22	revision	PPT PRESENTATION	DR. PURVA BUTALA
67	05-19-22	revision	PPT PRESENTATION	DR. SHANTANU CHOUDHARI
68	05-26-22	revision	PPT PRESENTATION	DR. PURVA BUTALA

Sr. No.	Date	Topic	Mode of Lecture	Staff Name
1	01-02-20	PREVENTIVE PEDIATRIC DENTISTRY	PPT PRESENTATION	DR. SWATI GOYAL
2	01-09-20	SERIAL EXTRACTIONS	PPT PRESENTATION	DR. SWATI GOYAL
3	01-16-20	GROWTH	PPT PRESENTATION	DR. SWATI GOYAL
4	01-23-20	INTERCEPTIVE ORTHODONTICS	PPT PRESENTATION	DR. SHANTANU CHOUDHARI
5	01-30-20	DEVELOPMENT OF DENTITION	PPT PRESENTATION	DR. SWATI GOYAL
6	02-06-20	DEVELOPMENT OF DENTITION	PPT PRESENTATION	DR. SHANTANU CHOUDHARI
7	02-13-20	CHILD PSYCHOLOGY AND BEHAVIOUR MANAGEMENT	PPT PRESENTATION	DR. SHANTANU CHOUDHARI
8	02-20-20	CHILD PSYCHOLOGY AND BEHAVIOUR MANAGEMENT	PPT PRESENTATION	DR. SHANTANU CHOUDHARI
9	02-27-20	CHILD PSYCHOLOGY AND BEHAVIOUR MANAGEMENT	PPT PRESENTATION	DR. SHANTANU CHOUDHARI
10	07-02-20	REVISION	PPT PRESENTATION	DR. SWATI GOYAL
11	07-09-20	PEDIATRIC ENDODONTIGS	PPT PRESENTATION	DR. SWATI GOYAL
12	07-16-20	PEDIATRIC ENDODONTICS	PPT PRESENTATION	DR. SWATI GOYAL
13	07-23-20	STAINLESS STEEL CROWN	PPT PRESENTATION	DR. SHANTANU CHOUDHARI
14	07-30-20	STAINLESS STEEL CROWN	PPT PRESENTATION	DR. SHANTANU CHOUDHARI
15	08-06-20	EARLY CHILDHOOD CARIES	PPT PRESENTATION	DR. SWATI GOYAL
16	08-13-20	EARLY CHILDHOOD CARIES	PPT PRESENTATION	DR. SWATI GOYAL
17	08-20-20	REVISION	PPT PRESENTATION	DR. SHANTANU CHOUDHARI
18	08-27-20	REVISION	PPT PRESENTATION	DR. SWATI GOYAL

Sr. No.	Date	Topic	Mode of Lecture	Staff Name
1	01-03-19	GROWTH	PPT PRESENTATION	DR. SWATI GOYAL
2	01-10-19	INTERCEPTIVE ORTHODONTICS	PPT PRESENTATION	DR. SHANTANU CHOUDHARI
3	01-17-19	DEVELOPMENT OF DENTITION	PPT PRESENTATION	DR. SHANTANU CHOUDHARI
4	01-24-19	DEVELOPMENT OF DENTITION	PPT PRESENTATION	DR. SHANTANU CHOUDHARI
5	01-31-19	CHILD PSYCHOLOGY AND BEHAVIOUR MANAGEMENT	PPT PRESENTATION	DR. SHANTANU CHOUDHARI
6	02-07-19	CHILD PSYCHOLOGY AND BEHAVIOUR MANAGEMENT	PPT PRESENTATION	DR. SHANTANU CHOUDHARI
7	02-14-19	CHILD PSYCHOLOGY AND BEHAVIOUR MANAGEMENT	PPT PRESENTATION	DR. SHANTANU CHOUDHARI
8	02-21-19	CHILD PSYCHOLOGY AND BEHAVIOUR MANAGEMENT	PPT PRESENTATION	DR. SHANTANU CHOUDHARI
9	02-28-19	EARLY CHILDHOOD CARIES	PPT PRESENTATION	DR. SWATI GOYAL
10	03-07-19	EARLY CHILDHOOD CARIES	PPT PRESENTATION	DR. SWATI GOYAL
11	03-14-19	PEDIATRIC ENDODONTICS	PPT PRESENTATION	DR. SWATI GOYAL
12	03-21-19	PEDIATRIC ENDODONTICS	PPT PRESENTATION	DR. SWATI GOYAL
13	03-28-19	PEDIATRIC ENDODONTICS	PPT PRESENTATION	DR. SWATI GOYAL
14	04-04-19	STAINLESS STEEL CROWN	PPT PRESENTATION	DR. SWATI GOYAL
15	04-11-19	FLUORIDE	PPT PRESENTATION	DR. SHANTANU CHOUDHARI
16	04-18-19	FLUORIDE	PPT PRESENTATION	DR. SHANTANU CHOUDHARI
17	04-25-19	TRAUMA IN PEDIATRIC DENTISTRY	PPT PRESENTATION	DR. SWATI GOYAL
18	05-02-19	TRAUMA IN PEDIATRIC DENTISTRY	PPT PRESENTATION	DR. SHANTANU CHOUDHARI
19	05-09-19	MINOR ORAL SURGICAL PROCEDURES	PPT PRESENTATION	DR. SHANTANU CHOUDHARI
20	05-16-19	CHILD PSYCHOLOGY AND BEHAVIOUR MANAGEMENT RE	PPT PRESENTATION	DR. SHANTANU CHOUDHARI
21	05-23-19	PEDIATRIC ENDODONTICS REVISION	PPT PRESENTATION	DR. SHANTANU CHOUDHARI
22	05-30-19	REVISION	PPT PRESENTATION	
23	6-Jun	REVISION	PPT PRESENTATION	
24	06-13-19	REVISION	PPT PRESENTATION	
25	06-20-19	REVISION	PPT PRESENTATION	
26	06-27-19	TRAUMA IN PEDIATRIC DENTISTRY REVISION	PPT PRESENTATION	
27	07-04-19	TRAUMA IN PEDIATRIC DENTISTRY REVISION	PPT PRESENTATION	DR. SHANTANU CHOUDHARI
28	07-11-19	RESTORATIVE DENTISTRY	PPT PRESENTATION	
29	07-18-19	RESTORATIVE DENTISTRY	PPT PRESENTATION	
30	07-25-19	RESTORATIVE DENTISTRY	PPT PRESENTATION	
31	08-01-19	STAINLESS STEEL CROWN	PPT PRESENTATION	
32	08-08-19	STAINLESS STEEL CROWN	PPT PRESENTATION	
33	08-22-19	GINGIVAL AND PERIODONTAL DISEASES	PPT PRESENTATION	
34	08-29-19	GINGIVAL AND PERIODONTAL DISEASES	PPT PRESENTATION	
35	09-05-19	GINGIVAL AND PERIODONTAL DISEASES	PPT PRESENTATION	
36	09-12-19	REVISION	PPT PRESENTATION	
37	09-19-19	REVISION	PPT PRESENTATION	
38	09-26-19	REVISION	PPT PRESENTATION	
39	10-03-19	REVISION	PPT PRESENTATION	
40	10-10-19	CASE HISTORY	PPT PRESENTATION	
41	10-17-19	CASE HISTORY	PPT PRESENTATION	
42	10-31-19	DIAGNOSTIC AIDS	PPT PRESENTATION	
43	11-21-19	DIAGNOSTIC AIDS	PPT PRESENTATION	
44	11-28-19	DIAGNOSTIC AIDS	PPT PRESENTATION	
45	12-05-19	REVISION	PPT PRESENTATION	
46	12-12-19	REVISION	PPT PRESENTATION	
47	12-19-19	REVISION	PPT PRESENTATION	

Sr. No.	Date	Topic	Mode of Lecture	Staff Name
1	06-07-18	HABITS AND ITS MANAGEMENT	PPT PRESENTATION	DR. SHANTANU CHOUDHARI
2	06-14-18	HABITS AND ITS MANAGEMENT	PPT PRESENTATION	DR. SHANTANU CHOUDHARI
3	06-21-18	HABITS AND ITS MANAGEMENT	PPT PRESENTATION	DR. SHANTANU CHOUDHARI
4	06-28-18	SPACE MAINTAINERS	PPT PRESENTATION	DR. SWATI GOYAL
5	07-05-18	preventive and interceptive orthodontics	PPT PRESENTATION	DR. SWATI GOYAL
6	07-12-18	preventive and interceptive orthodontics	PPT PRESENTATION	DR. SHANTANU CHOUDHARI
7	07-19-18	CASE HISTORY	PPT PRESENTATION	DR. SWATI GOYAL
8	07-26-18	CASE HISTORY	PPT PRESENTATION	DR. SWATI GOYAL
9	08-02-18	CASE HISTORY	PPT PRESENTATION	DR. SWATI GOYAL
10	08-09-18	REVISION	PPT PRESENTATION	DR. SWATI GOYAL
11	08-16-18	REVISION	PPT PRESENTATION	DR. SHANTANU CHOUDHARI
12	08-23-18	BEHAVIOUR OF CHILD THEORIES	PPT PRESENTATION	DR. SHANTANU CHOUDHARI
13	08-30-18	BEHAVIOUR OF CHILD THEORIES	PPT PRESENTATION	DR. SHANTANU CHOUDHARI
14	09-20-18	child abuse and neglect	PPT PRESENTATION	DR. SHANTANU CHOUDHARI
15	09-27-18	child abuse and neglect	PPT PRESENTATION	DR. SHANTANU CHOUDHARI
16	10-04-18	PEDIATRIC ENDODONTICS REVISION	PPT PRESENTATION	DR. SWATI GOYAL
17	10-18-18	TRAUMA IN PEDIATRIC DENTISTRY REVISION	PPT PRESENTATION	DR. SWATI GOYAL
18	10-25-18	MEDICALLY COMPROMISED PATIENT MANAGEMENT	PPT PRESENTATION	DR. SWATI GOYAL
19	12-06-18	SPACE MAINTAINERS	PPT PRESENTATION	DR. SWATI GOYAL
20	12-13-18	SPACE MAINTAINERS	PPT PRESENTATION	DR. SWATI GOYAL
21	12-20-18	REVISION	PPT PRESENTATION	DR. SWATI GOYAL

Sr. No.	Date	Topic	Mode of Lecture	Staff Name
1	09-07-17	CHILD PSYCHOLOGY AND BEHAVIOUR MANAGEMENT	PPT PRESENTATION	DR. SHANTANU CHOUDHARI
2	14/09/2017	EARLY CHILDHOOD CARIES	PPT PRESENTATION	DR. SWATI GOYAL
3	21/09/2017	EARLY CHILDHOOD CARIES	PPT PRESENTATION	DR. SWATI GOYAL
4	28/09/2017	PEDIATRIC ENDODONTICS	PPT PRESENTATION	DR. SWATI GOYAL
5	10-05-17	PEDIATRIC ENDODONTICS	PPT PRESENTATION	DR. SWATI GOYAL
6	10-12-17	PEDIATRIC ENDODONTICS	PPT PRESENTATION	DR. SWATI GOYAL
7	10-19-17	STAINLESS STEEL CROWN	PPT PRESENTATION	DR. SWATI GOYAL
8	11-07-17	FLUORIDE	PPT PRESENTATION	DR. SWATI GOYAL
9	11-14-17	FLUORIDE	PPT PRESENTATION	DR. SWATI GOYAL
10	21/11/2017	HABITS AND ITS MANAGEMENT	PPT PRESENTATION	DR. SWATI GOYAL
11	30/11/2017	HABITS AND ITS MANAGEMENT	PPT PRESENTATION	DR. SWATI GOYAL
12	07-12-17	HABITS AND ITS MANAGEMENT	PPT PRESENTATION	DR. SWATI GOYAL
13	14/12/2017	PREVENTIVE PEDIATRIC DENTISTRY	PPT PRESENTATION	DR. SWATI GOYAL
14	21/12/2017	SERIAL EXTRACTIONS	PPT PRESENTATION	DR. SWATI GOYAL
15	01-04-18	TRAUMA IN PEDIATRIC DENTISTRY	PPT PRESENTATION	DR. SHANTANU CHOUDHARI
16	25/01/2018	TRAUMA IN PEDIATRIC DENTISTRY	PPT PRESENTATION	DR. SHANTANU CHOUDHARI
17	02-08-18	MINOR ORAL SURGICAL PROCEDURES	PPT PRESENTATION	DR. SHANTANU CHOUDHARI
18	15-Feb	CHILD PSYCHOLOGY AND BEHAVIOUR MANAGEMENT RE	PPT PRESENTATION	DR. SHANTANU CHOUDHARI
19	22/02/2018	PEDIATRIC ENDODONTICS REVISION	PPT PRESENTATION	DR. SWATI GOYAL
20	03-08-18	TRAUMA IN PEDIATRIC DENTISTRY REVISION	PPT PRESENTATION	DR. SWATI GOYAL
21	15/03/2018	MEDICALLY COMPROMISED PATIENT MANAGEMENT	PPT PRESENTATION	DR. SWATI GOYAL
22	22/03/2018	SPACE MAINTAINERS	PPT PRESENTATION	DR. SWATI GOYAL
23	29/03/2018	SPACE MAINTAINERS	PPT PRESENTATION	DR. SWATI GOYAL
24	04-05-18	REVISION	PPT PRESENTATION	DR. SWATI GOYAL
25	04-12-18	REVISION	PPT PRESENTATION	DR. SHANTANU CHOUDHARI
26	04-19-18	REVISION	PPT PRESENTATION	DR. SHANTANU CHOUDHARI
27	04-26-18	REVISION	PPT PRESENTATION	DR. SHANTANU CHOUDHARI
28	05-03-18	REVISION	PPT PRESENTATION	DR. SHANTANU CHOUDHARI
29	05-10-18	GINGIVAL DISEASES	PPT PRESENTATION	DR. SHANTANU CHOUDHARI
30	05-17-18	GINGIVAL DISEASES	PPT PRESENTATION	DR. SHANTANU CHOUDHARI
31	05-24-18	GINGIVAL DISEASES	PPT PRESENTATION	DR. SHANTANU CHOUDHARI
32	05-31-18	REVISION	PPT PRESENTATION	DR. SHANTANU CHOUDHARI

Key Indicator - 3.4 Extension Activities							
3.4.1 (QnM) Number of extension and outreach activities carried out in collaboration with National and International agencies, industry, community,							
3.4.2 (QnM) Average percentage of students participating in extension and outreach activities engaging/NSS/NCC/Red Cross/ YRC/ Institutional							
No	Year	Name of the activity	Organising unit/ agency/ collaborating agency	Number of students participated in such activities	Number of teachers participated in such activities	Total Participants	Link for Geotag photo
1	2016	Pit and Fissure Sealant pilot project	MOHFW Ministry of health and family welfare, Government of India	700 post graduate students, all intern students posted in Dept of Pedodontics in academic year 2016-2017. No. of patients : 1446 (6225 teeth)	Sealant pilot project workshop -3 (Dr. Girish Parmar : Chief Co-ordinator , Dr Shantanu Choudhary : Sub - Co-ordinator)	3	
2	2016-17	Dental Awareness and Treatment Camp	Jahangir pura, shala no 1, Asarwa, Ahmedabad	14	4	18	
3	2016-17	Dental Awareness and Treatment Camp	GMERS Medical college and general hospital, Vadnagar	3	1	4	
4	2016-17	Dental health education and diagnosis	Academic height public school, Isanpur, Ahmedabad	15	4	19	
5	2016-17	Dental Awareness and Treatment Camp	Shree Rajendrasri Nopaji Lakhamaji Eye hospital, Mohankheda, Madhya Pradesh	3	1	4	
6	2016-17	Dental health education and diagnosis	Diwan ballubhai School, Paldi, Ahmedabad	14	4	18	
7	2016-17	Dental checkup camp	Central excise bhavan, Panjarapole, ahmedabad	8	2	10	
8	2016-17	Dental Awareness and Treatment Camp	Jahangirpura shala no3, Asarwa, Ahmedabad	15	4	19	
9	2016-17	Dental health education and diagnosis	Pranavanand Vidya Mandir, Ashram Road, Ahmedabad	12	4	16	
10	2016-17	Dental Awareness and Treatment Camp	Saraswati kanya vidyalay, kalikund, Dholka	7	2	9	

Scanned by TapScanner

Scanned by TapScanner

Scanned by TapScanner

11	2016-17	Dental Awareness and Treatment Camp	Borij Primary school, Borij, Gandhinagar	16	4	20	
12	2016-17	Dental Awareness and Treatment Camp	Miroli Village, Dholka, Ahmedabad	2	1	3	
13	2016-17	Dental Awareness and Treatment Camp	RTO, Subhash bridge, Ahmedabad	3	2	5	
14	2016-17	Dental Awareness and Treatment Camp	Jotana, Dist- Mehsana	3	1	4	
15	2016-17	Dental health education and diagnosis of students	IIT, Palaj, Gandhinagar	4	2	6	
16	2016-17	Dental health education and diagnosis of students	IIT, Palaj, Gandhinagar	6	3	9	
17	2016-17	Oral cancer screening	CHC Rab, Ta- Tharad, District- Banaskatha	2	1	3	
18	2016-17	Oral cancer screening	CHC Memadpur Ta- Vadgam Dist- Banaskatha	2	1	3	
19	2016-17	Dental Awareness and Treatment Camp	Andh Kanya Prakash Gruh, Memnagar, Ahmedabad	3	4	7	
20	2016-17	Dental Awareness and Treatment Camp	Ganesh party plot, Kalol	2	1	3	
21	2016-17	Dental Awareness and Treatment Camp	Somnath, Secondary school, Dodasa, Una, Gir-Somnath	2	2	4	
22	2016-17	Dental Awareness and Treatment Camp	Kalyan pushti haveli, vastrapur, ahmedabad	3	2	5	
23	2016-17	Dental Awareness and Treatment Camp	Vyas wadi, Naroda-Kathvada road, Naroda, ahmedabad	2	1	3	
24	2016-17	Diagnosis and Treatment Camp	Sabarmati Central Jail	2	1	3	
25	2016-17	Diagnosis and Treatment Camp	Sabarmati Central Jail	2	1	3	
26	2016-17	Diagnosis and Treatment Camp	Sabarmati Central Jail	2	1	3	
27	2016-17	Diagnosis and Treatment Camp	Sabarmati Central Jail	2	1	3	

Scanned by TapScanner

Scanned by TapScanner

Scanned by TapScanner

28	2016-17	Diagnosis and Treatment Camp	Sabarmati Central Jail	2	1	3
29	2016-17	Diagnosis and Treatment Camp	Sabarmati Central Jail	2	1	3
30	2016-17	Diagnosis and Treatment Camp	Sabarmati Central Jail	2	1	3
31	2016-17	Diagnosis and Treatment Camp	Sabarmati Central Jail	2	1	3
32	2016-17	Diagnosis and Treatment Camp	Sabarmati Central Jail	2	1	3
33	2016-17	Diagnosis and Treatment Camp	Sabarmati Central Jail	2	1	3
34	2016-17	Diagnosis and Treatment Camp	Sabarmati Central Jail	2	1	3
35	2016-17	Diagnosis and Treatment Camp	Sabarmati Central Jail	2	1	3
36	2016-17	Diagnosis and Treatment Camp	Sabarmati Central Jail	2	1	3
37	2016-17	Diagnosis and Treatment Camp	Sabarmati Central Jail	2	1	3
38	2016-17	Diagnosis and Treatment Camp	Sabarmati Central Jail	2	1	3
39	2016-17	Diagnosis and Treatment Camp	Sabarmati Central Jail	2	1	3
40	2016-17	Diagnosis and Treatment Camp	Sabarmati Central Jail	2	1	3
41	2016-17	Diagnosis and Treatment Camp	Sabarmati Central Jail	2	1	3
42	2016-17	Diagnosis and Treatment Camp	Sabarmati Central Jail	2	1	3
43	2016-17	Diagnosis and Treatment Camp	Sabarmati Central Jail	2	1	3
44	2016-17	Diagnosis and Treatment Camp	Sabarmati Central Jail	2	1	3

Scanned by TapScanner

Scanned by TapScanner

Scanned by TapScanner

45	2016-17	Diagnosis and Treatment Camp	Sabarmati Central Jail	2	1	3	
46	2016-17	Diagnosis and Treatment Camp	Sabarmati Central Jail	2	1	3	
47	2016-17	Diagnosis and Treatment Camp	Sabarmati Central Jail	2	1	3	
48	2016-17	Diagnosis and Treatment Camp	Sabarmati Central Jail	2	1	3	
49	2016-17	Diagnosis and Treatment Camp	Sabarmati Central Jail	2	1	3	
50	2016-17	Diagnosis and Treatment Camp	Sabarmati Central Jail	2	1	3	
51	2016-17	Diagnosis and Treatment Camp	Sabarmati Central Jail	2	1	3	
52	2016-17	Diagnosis and Treatment Camp	Sabarmati Central Jail	2	1	3	
53	2016-17	Diagnosis and Treatment Camp	Sabarmati Central Jail	2	1	3	
54	2016-17	Diagnosis and Treatment Camp	Sabarmati Central Jail	2	1	3	
55	2016-17	Diagnosis and Treatment Camp	Sabarmati Central Jail	2	1	3	
56	2016-17	Diagnosis and Treatment Camp	Sabarmati Central Jail	2	1	3	
57	2016-17	Diagnosis and Treatment Camp	Sabarmati Central Jail	2	1	3	
58	2016-17	Diagnosis and Treatment Camp	Sabarmati Central Jail	2	1	3	
59	2016-17	Diagnosis and Treatment Camp	Sabarmati Central Jail	2	1	3	
60	2016-17	Diagnosis and Treatment Camp	Sabarmati Central Jail	2	1	3	
61	2016-17	Diagnosis and Treatment Camp	Sabarmati Central Jail	2	1	3	

Scanned by TapScanner

Scanned by TapScanner

Scanned by TapScanner

62	2016-17	Diagnosis and Treatment Camp	Sabarmati Central Jail	2	1	3	
63	2016-17	Diagnosis and Treatment Camp	Sabarmati Central Jail	2	1	3	
64	2016-17	Diagnosis and Treatment Camp	Sabarmati Central Jail	2	1	3	
65	2016-17	Diagnosis and Treatment Camp	Sabarmati Central Jail	2	1	3	
66	2016-17	Diagnosis and Treatment Camp	Sabarmati Central Jail	2	1	3	
67	2016-17	Diagnosis and Treatment Camp	Sabarmati Central Jail	2	1	3	
68	2016-17	Diagnosis and Treatment Camp	Sabarmati Central Jail	2	1	3	
69	2017-18	Dental Awareness and Treatment Camp	Vishwa Vidyalaya, Asarwa, Ahmedabad	14	4	18	
70	2017-18	Dental Awareness and Treatment Camp	BSF Camp, Nadabet, Banaskantha	2	2	4	
71	2017-18	Dental Awareness and Treatment Camp	H B Kapadia, Delhi darwaja	15	4	19	
72	2017-18	Dental Awareness and Treatment Camp	Mahatma Gandhi ashram gujarati school no.1	15	4	19	
73	2017-18	Dental Awareness and Treatment Camp	Rabari Vas, Navrangpura	4	2	6	
74	2017-18	Dental Awareness and Treatment Camp	Kuha Primary School, Kuha, Ahmedbad	2	2	4	
75	2017-18	Dental Awareness and Treatment Camp	Manav Sadhana, Ramdev pir no tekro, Vadaj, A'bad	8	4	12	
76	2017-18	Dental Awareness and Treatment Camp	Sherkhi for students of Akshar trust for deaf and dumb, Anand	6	3	9	
77	2017-18	Dental Awareness and Treatment Camp	Manav Sadhana, kiran center, sabarmati, A'bad	3	4	7	
78	2017-18	Dental Awareness and Treatment Camp	CHC, Randheja, Gandhinagar	2	2	4	

Scanned by TapScanner

Scanned by TapScanner

Scanned by TapScanner

79	2017-18	Dental Awareness and Treatment Camp	NSS camp at bhat, Gandhinagar	4	2	6	
80	2017-18	Dental Awareness and Treatment Camp	Sabarmati central Jail, Ahmedabad	3	1	4	
81	2017-18	Dental Awareness and Treatment Camp	Gokalpura Primary School, Gokalpura, Dist-Gandhinagar	7	1	8	
82	2017-18	Dental Awareness and Treatment Camp	Swahast foundation, Naranpura, Ahmedabad	8	3	11	
83	2017-18	Dental Awareness and Treatment Camp	Shiyal & Bagodara primary school, Bagodara	15	2	17	
84	2017-18	Dental Awareness and Treatment Camp	Sabarmati cental Jail camp female	2	1	3	
85	2017-18	Dental Awareness and Treatment Camp	BSF Camp, Nadabet, Banaskantha	4	2	6	
86	2017-18	Dental health education and diagnosis of 340 students	Vishwa Vidyalaya, Asarwa, Ahmedabad	13	4	17	
87	2017-18	Dental Awareness and Treatment Camp	Manav Sadhana, Shahpur	3	4	7	
88	2017-18	Diagnosis and Treatment Camp	Sabarmati Central Jail	2	1	3	
89	2017-18	Diagnosis and Treatment Camp	Sabarmati Central Jail	2	1	3	
90	2017-18	Diagnosis and Treatment Camp	Sabarmati Central Jail	2	1	3	
91	2017-18	Diagnosis and Treatment Camp	Sabarmati Central Jail	2	1	3	
92	2017-18	Diagnosis and Treatment Camp	Sabarmati Central Jail	2	1	3	
93	2017-18	Diagnosis and Treatment Camp	Sabarmati Central Jail	2	1	3	
94	2017-18	Diagnosis and Treatment Camp	Sabarmati Central Jail	2	1	3	

Scanned by TapScanner

Scanned by TapScanner

Scanned by TapScanner

95	2017-18	Diagnosis and Treatment Camp	Sabarmati Central Jail	2	1	3	
96	2017-18	Diagnosis and Treatment Camp	Sabarmati Central Jail	2	1	3	
97	2017-18	Diagnosis and Treatment Camp	Sabarmati Central Jail	2	1	3	
98	2017-18	Diagnosis and Treatment Camp	Sabarmati Central Jail	2	1	3	
99	2017-18	Diagnosis and Treatment Camp	Sabarmati Central Jail	2	1	3	
100	2017-18	Diagnosis and Treatment Camp	Sabarmati Central Jail	2	1	3	
101	2017-18	Diagnosis and Treatment Camp	Sabarmati Central Jail	2	1	3	
102	2017-18	Diagnosis and Treatment Camp	Sabarmati Central Jail	2	1	3	
103	2017-18	Diagnosis and Treatment Camp	Sabarmati Central Jail	2	1	3	
104	2017-18	Diagnosis and Treatment Camp	Sabarmati Central Jail	2	1	3	
105	2017-18	Diagnosis and Treatment Camp	Sabarmati Central Jail	2	1	3	
106	2017-18	Diagnosis and Treatment Camp	Sabarmati Central Jail	2	1	3	
107	2017-18	Diagnosis and Treatment Camp	Sabarmati Central Jail	2	1	3	
108	2017-18	Diagnosis and Treatment Camp	Sabarmati Central Jail	2	1	3	
109	2017-18	Diagnosis and Treatment Camp	Sabarmati Central Jail	2	1	3	
110	2017-18	Diagnosis and Treatment Camp	Sabarmati Central Jail	2	1	3	
111	2017-18	Diagnosis and Treatment Camp	Sabarmati Central Jail	2	1	3	

Scanned by TapScanner

Scanned by TapScanner

Scanned by TapScanner

112	2017-18	Diagnosis and Treatment Camp	Sabarmati Central Jail	2	1	3	
113	2017-18	Diagnosis and Treatment Camp	Sabarmati Central Jail	2	1	3	
114	2017-18	Diagnosis and Treatment Camp	Sabarmati Central Jail	2	1	3	
115	2017-18	Diagnosis and Treatment Camp	Sabarmati Central Jail	2	1	3	
116	2017-18	Diagnosis and Treatment Camp	Sabarmati Central Jail	2	1	3	
117	2017-18	Diagnosis and Treatment Camp	Sabarmati Central Jail	2	1	3	
118	2017-18	Diagnosis and Treatment Camp	Sabarmati Central Jail	2	1	3	
119	2017-18	Diagnosis and Treatment Camp	Sabarmati Central Jail	2	1	3	
120	2017-18	Diagnosis and Treatment Camp	Sabarmati Central Jail	2	1	3	
121	2017-18	Diagnosis and Treatment Camp	Sabarmati Central Jail	2	1	3	
122	2017-18	Diagnosis and Treatment Camp	Sabarmati Central Jail	2	1	3	
123	2017-18	Diagnosis and Treatment Camp	Sabarmati Central Jail	2	1	3	
124	2017-18	Diagnosis and Treatment Camp	Sabarmati Central Jail	2	1	3	
125	2017-18	Diagnosis and Treatment Camp	Sabarmati Central Jail	2	1	3	
126	2017-18	Diagnosis and Treatment Camp	Sabarmati Central Jail	2	1	3	
127	2017-18	Diagnosis and Treatment Camp	Sabarmati Central Jail	2	1	3	
128	2017-18	Diagnosis and Treatment Camp	Sabarmati Central Jail	2	1	3	

Scanned by TapScanner

Scanned by TapScanner

Scanned by TapScanner

129	2017-18	Diagnosis and Treatment Camp	Sabarmati Central Jail	2	1	3	
130	2017-18	Diagnosis and Treatment Camp	Sabarmati Central Jail	2	1	3	
131	2017-18	Diagnosis and Treatment Camp	Sabarmati Central Jail	2	1	3	
132	2017-18	Diagnosis and Treatment Camp	Sabarmati Central Jail	2	1	3	
133	2017-18	Diagnosis and Treatment Camp	Sabarmati Central Jail	2	1	3	
134	2017-18	Diagnosis and Treatment Camp	Sabarmati Central Jail	2	1	3	
135	2017-18	Diagnosis and Treatment Camp	Sabarmati Central Jail	2	1	3	
136	2017-18	Diagnosis and Treatment Camp	Sabarmati Central Jail	2	1	3	
137	2017-18	Diagnosis and Treatment Camp	Sabarmati Central Jail	2	1	3	
138	2017-18	Diagnosis and Treatment Camp	Sabarmati Central Jail	2	1	3	
139	2017-18	Diagnosis and Treatment Camp	Sabarmati Central Jail	2	1	3	
140	2018-19	Dental Awareness and Treatment Camp	C.N.Vidyalaya, Ambawadi	15	4	19	
141	2018-19	Dental Awareness and Treatment Camp	Maharaja Agrasen Vidyalaya, Gurukul	15	4	19	
142	2018-19	Dental Awareness and Treatment Camp	Community Health Center, Chandkheda	2	1	3	
143	2018-19	Dental Awareness and Treatment Camp	Bhuvaladi, Ta-Daskroi, Dist-Ahmedabad	3	2	5	
144	2018-19	Dental Awareness and Treatment Camp	Gerita Kolawada, Ta- Vijapur, Dist-Mehsana	3	2	5	
145	2018-19	Dental health education and diagnosis of students	H B Kapadia, Delhi darwaja	14	4	18	

Scanned by TapScanner

Scanned by TapScanner

Scanned by TapScanner

146	2018-19	Dental Awareness and Treatment Camp	Helpline education home, naranpura, ahmedabad	2	1	3	
147	2018-19	Dental Awareness and Treatment Camp	Vishwa Vidyalaya, Asarwa, Ahmedabad	11	4	15	
148	2018-19	Dental Awareness and Treatment Camp	Gangad primary school, gangad, ahmedabad	13	4	17	
149	2018-19	Dental Awareness and Treatment Camp	IIT, Palaj, Gandhinagar	3	2	5	
150	2018-19	Dental Awareness and Treatment Camp	Dr.Virambhai Godhaniya college, Porbandar	2	1	3	
151	2018-19	Dental Awareness and Treatment Camp	Janseva Ashram, Moti Chandur, Patan	2	2	4	
152	2018-19	Dental Awareness and Treatment Camp	Old age home, Kuha, Ahmedabad	6	4	10	
153	2018-19	Dental Awareness and Treatment Camp	Village-Iyava, Sanand	4	2	6	
154	2018-19	Dental Awareness and Treatment Camp	Kahoda, Mehsana	2	2	4	
155	2018-19	Dental Awareness and Treatment Camp	humankind NGO, Ramnagar, Ahmedabad	15	3	18	
156	2018-19	Dental Awareness and Treatment Camp	Manav Sadhana, Khanpur, Ahmedabad	18	4	22	
157	2018-19	Dental Awareness and Treatment Camp	AMC school no.26, Ambawadi, Ahmedabad	8	2	10	
158	2018-19	Dental Awareness and Treatment Camp	Durga Vidyalay, Chandlodiya, Ahmedabad	13	4	17	
159	2018-19	Diagnosis and Treatment Camp	Sabarmati Central Jail	2	1	3	
160	2018-19	Diagnosis and Treatment Camp	Sabarmati Central Jail	2	1	3	
161	2018-19	Diagnosis and Treatment Camp	Sabarmati Central Jail	2	1	3	
162	2018-19	Diagnosis and Treatment Camp	Sabarmati Central Jail	2	1	3	

Scanned by TapScanner

Scanned by TapScanner

Scanned by TapScanner

163	2018-19	Diagnosis and Treatment Camp	Sabarmati Central Jail	2	1	3	
164	2018-19	Diagnosis and Treatment Camp	Sabarmati Central Jail	2	1	3	
165	2018-19	Diagnosis and Treatment Camp	Sabarmati Central Jail	2	1	3	
166	2018-19	Diagnosis and Treatment Camp	Sabarmati Central Jail	2	1	3	
167	2018-19	Diagnosis and Treatment Camp	Sabarmati Central Jail	2	1	3	
168	2018-19	Diagnosis and Treatment Camp	Sabarmati Central Jail	2	1	3	
169	2018-19	Diagnosis and Treatment Camp	Sabarmati Central Jail	2	1	3	
170	2018-19	Diagnosis and Treatment Camp	Sabarmati Central Jail	2	1	3	
171	2018-19	Diagnosis and Treatment Camp	Sabarmati Central Jail	2	1	3	
172	2018-19	Diagnosis and Treatment Camp	Sabarmati Central Jail	2	1	3	
173	2018-19	Diagnosis and Treatment Camp	Sabarmati Central Jail	2	1	3	
174	2018-19	Diagnosis and Treatment Camp	Sabarmati Central Jail	2	1	3	
175	2018-19	Diagnosis and Treatment Camp	Sabarmati Central Jail	2	1	3	
176	2018-19	Diagnosis and Treatment Camp	Sabarmati Central Jail	2	1	3	
177	2018-19	Diagnosis and Treatment Camp	Sabarmati Central Jail	2	1	3	
178	2018-19	Diagnosis and Treatment Camp	Sabarmati Central Jail	2	1	3	
179	2018-19	Diagnosis and Treatment Camp	Sabarmati Central Jail	2	1	3	

Scanned by TapScanner

Scanned by TapScanner

Scanned by TapScanner

180	2018-19	Diagnosis and Treatment Camp	Sabarmati Central Jail	2	1	3	
181	2018-19	Diagnosis and Treatment Camp	Sabarmati Central Jail	2	1	3	
182	2018-19	Diagnosis and Treatment Camp	Sabarmati Central Jail	2	1	3	
183	2018-19	Diagnosis and Treatment Camp	Sabarmati Central Jail	2	1	3	
184	2018-19	Diagnosis and Treatment Camp	Sabarmati Central Jail	2	1	3	
185	2018-19	Diagnosis and Treatment Camp	Sabarmati Central Jail	2	1	3	
186	2018-19	Diagnosis and Treatment Camp	Sabarmati Central Jail	2	1	3	
187	2018-19	Diagnosis and Treatment Camp	Sabarmati Central Jail	2	1	3	
188	2018-19	Diagnosis and Treatment Camp	Sabarmati Central Jail	2	1	3	
189	2018-19	Diagnosis and Treatment Camp	Sabarmati Central Jail	2	1	3	
190	2018-19	Diagnosis and Treatment Camp	Sabarmati Central Jail	2	1	3	
191	2018-19	Diagnosis and Treatment Camp	Sabarmati Central Jail	2	1	3	
192	2018-19	Diagnosis and Treatment Camp	Sabarmati Central Jail	2	1	3	
193	2018-19	Diagnosis and Treatment Camp	Sabarmati Central Jail	2	1	3	
194	2018-19	Diagnosis and Treatment Camp	Sabarmati Central Jail	2	1	3	
195	2018-19	Diagnosis and Treatment Camp	Sabarmati Central Jail	2	1	3	
196	2018-19	Diagnosis and Treatment Camp	Sabarmati Central Jail	2	1	3	

Scanned by TapScanner

Scanned by TapScanner

Scanned by TapScanner

197	2018-19	Diagnosis and Treatment Camp	Sabarmati Central Jail	2	1	3	
198	2018-19	Diagnosis and Treatment Camp	Sabarmati Central Jail	2	1	3	
199	2018-19	Diagnosis and Treatment Camp	Sabarmati Central Jail	2	1	3	
200	2019-20	Dental Awareness and Treatment Camp	Sarvoday Vidyamandir, Bapunagar	12	3	15	
201	2019-20	Dental Awareness and Treatment Camp	S.B.Mahila college, Bhavnagar	3	2	5	
202	2019-20	Dental Awareness and Treatment Camp	G.M.Patel Kanya Vidhyalaya, Dhrol, Jamnagar	14	2	16	
203	2019-20	Dental Awareness and Treatment Camp	Kubernagar school No 1	15	4	19	
204	2019-20	Dental Awareness and Treatment Camp	Saraswati kanya vidyalay, kalikund, Dholka (Atal Utsav)	4	2	6	
205	2019-20	Dental health education and diagnosis	St. xaviers higher sec school, hansol, ahmedabad	15	3	18	
206	2019-20	Dental Awareness and Treatment Camp	Dr.Virambhai Godhaniya college, Porbandar	2	1	3	
207	2019-20	Diagnosis and Treatment Camp	Sabarmati Central Jail	2	1	3	
208	2019-20	Diagnosis and Treatment Camp	Sabarmati Central Jail	2	1	3	
209	2019-20	Diagnosis and Treatment Camp	Sabarmati Central Jail	2	1	3	
210	2019-20	Diagnosis and Treatment Camp	Sabarmati Central Jail	2	1	3	
211	2019-20	Diagnosis and Treatment Camp	Sabarmati Central Jail	2	1	3	
212	2019-20	Diagnosis and Treatment Camp	Sabarmati Central Jail	2	1	3	
213	2019-20	Diagnosis and Treatment Camp	Sabarmati Central Jail	2	1	3	

Scanned by TapScanner

Scanned by TapScanner

Scanned by TapScanner

214	2019-20	Diagnosis and Treatment Camp	Sabarmati Central Jail	2	1	3	
215	2019-20	Diagnosis and Treatment Camp	Sabarmati Central Jail	2	1	3	
216	2019-20	Diagnosis and Treatment Camp	Sabarmati Central Jail	2	1	3	
217	2019-20	Diagnosis and Treatment Camp	Sabarmati Central Jail	2	1	3	
218	2019-20	Diagnosis and Treatment Camp	Sabarmati Central Jail	2	1	3	
219	2019-20	Diagnosis and Treatment Camp	Sabarmati Central Jail	2	1	3	
220	2019-20	Diagnosis and Treatment Camp	Sabarmati Central Jail	2	1	3	
221	2019-20	Diagnosis and Treatment Camp	Sabarmati Central Jail	2	1	3	
222	2019-20	Diagnosis and Treatment Camp	Sabarmati Central Jail	2	1	3	
223	2019-20	Diagnosis and Treatment Camp	Sabarmati Central Jail	2	1	3	
224	2019-20	Diagnosis and Treatment Camp	Sabarmati Central Jail	2	1	3	
225	2019-20	Diagnosis and Treatment Camp	Sabarmati Central Jail	2	1	3	
226	2019-20	Diagnosis and Treatment Camp	Sabarmati Central Jail	2	1	3	
227	2019-20	Diagnosis and Treatment Camp	Sabarmati Central Jail	2	1	3	
228	2019-20	Diagnosis and Treatment Camp	Sabarmati Central Jail	2	1	3	
229	2019-20	Diagnosis and Treatment Camp	Sabarmati Central Jail	2	1	3	
230	2019-20	Diagnosis and Treatment Camp	Sabarmati Central Jail	2	1	3	

Scanned by TapScanner

Scanned by TapScanner

Scanned by TapScanner

231	2019-20	Diagnosis and Treatment Camp	Sabarmati Central Jail	2	1	3	
232	2019-20	Diagnosis and Treatment Camp	Sabarmati Central Jail	2	1	3	
233	2019-20	Diagnosis and Treatment Camp	Sabarmati Central Jail	2	1	3	
234	2019-20	Diagnosis and Treatment Camp	Sabarmati Central Jail	2	1	3	
235	2019-20	Diagnosis and Treatment Camp	Sabarmati Central Jail	2	1	3	
236	2019-20	Diagnosis and Treatment Camp	Sabarmati Central Jail	2	1	3	
237	2019-20	Diagnosis and Treatment Camp	Sabarmati Central Jail	2	1	3	
238	2019-20	Diagnosis and Treatment Camp	Sabarmati Central Jail	2	1	3	
239	2019-20	Diagnosis and Treatment Camp	Sabarmati Central Jail	2	1	3	
240	2019-20	Diagnosis and Treatment Camp	Sabarmati Central Jail	2	1	3	
241	2019-20	Diagnosis and Treatment Camp	Sabarmati Central Jail	2	1	3	
242	2019-20	Diagnosis and Treatment Camp	Sabarmati Central Jail	2	1	3	
243	2019-20	Diagnosis and Treatment Camp	Sabarmati Central Jail	2	1	3	
244	2019-20	Diagnosis and Treatment Camp	Sabarmati Central Jail	2	1	3	
245	2020-21	Dental Awareness and Treatment Camp	KGK School, Kubernagar, Ahmedabad	22	4	26	
246	2020-21	Dental Awareness and Treatment Camp	RTO, Ahmedabad	2	2	4	
247	2020-21	Dental Awareness and Treatment Camp	IIT, Palaj, Gandhinagar	3	2	5	

Scanned by TapScanner

Scanned by TapScanner

Scanned by TapScanner

248	2020-21	Dental Awareness and Treatment Camp	SEWA, Meghaninagar	3	2	5	
249	2020-21	Dental Awareness and Treatment Camp	SEWA, Meghaninagar	4	1	5	
250	2020-21	Dental Awareness and Treatment Camp	Biladi baugh, mehsana	4	4	8	
251	2020-21	Dental Awareness and Treatment Camp	UHC, Rakhiyal, Ahmedabad	3	2	5	
252	2020-21	Dental Awareness and Treatment Camp	Jahangirpura gujarati shaala no.1	15	4	19	
253	2020-21	Dental Awareness and Treatment Camp	Gomtipur police headquarter, Ahmedabad	4	1	5	
254	2020-21	Dental Awareness and Treatment Camp	Gomtipur police headquarter, Ahmedabad	4	1	5	
255	2020-21	Dental Awareness and Treatment Camp	Gomtipur police headquarter, Ahmedabad	4	1	5	
256	2020-21	Dental Awareness and Treatment Camp	Gomtipur police headquarter, Ahmedabad	4	1	5	
257	2020-21	Dental Awareness and Treatment Camp	G.D. Modi Arts college, Palanpur	8	3	11	
258	2020-21	Diagnosis and Treatment Camp	Sabarmati Central Jail	2	1	3	
259	2020-21	Diagnosis and Treatment Camp	Sabarmati Central Jail	2	1	3	
260	2020-21	Diagnosis and Treatment Camp	Sabarmati Central Jail	2	1	3	
261	2020-21	Diagnosis and Treatment Camp	Sabarmati Central Jail	2	1	3	
262	2020-21	Diagnosis and Treatment Camp	Sabarmati Central Jail	2	1	3	
263	2020-21	Diagnosis and Treatment Camp	Sabarmati Central Jail	2	1	3	
264	2020-21	Diagnosis and Treatment Camp	Sabarmati Central Jail	2	1	3	

Scanned by TapScanner

Scanned by TapScanner

Scanned by TapScanner

265	2020-21	Diagnosis and Treatment Camp	Sabarmati Central Jail	2	1	3	
266	2020-21	Diagnosis and Treatment Camp	Sabarmati Central Jail	2	1	3	
267	2020-21	Diagnosis and Treatment Camp	Sabarmati Central Jail	2	1	3	
268	2020-21	Diagnosis and Treatment Camp	Sabarmati Central Jail	2	1	3	
269	2020-21	Diagnosis and Treatment Camp	Sabarmati Central Jail	2	1	3	
270	2020-21	Diagnosis and Treatment Camp	Sabarmati Central Jail	2	1	3	
271	2020-21	Diagnosis and Treatment Camp	Sabarmati Central Jail	2	1	3	
272	2020-21	Diagnosis and Treatment Camp	Sabarmati Central Jail	2	1	3	
273	2020-21	Diagnosis and Treatment Camp	Sabarmati Central Jail	2	1	3	
274	2020-21	Diagnosis and Treatment Camp	Sabarmati Central Jail	2	1	3	
275	2020-21	Diagnosis and Treatment Camp	Sabarmati Central Jail	2	1	3	
276	2020-21	Diagnosis and Treatment Camp	Sabarmati Central Jail	2	1	3	
277	2020-21	Diagnosis and Treatment Camp	Sabarmati Central Jail	2	1	3	
278	2020-21	Diagnosis and Treatment Camp	Sabarmati Central Jail	2	1	3	
279	2020-21	Diagnosis and Treatment Camp	Sabarmati Central Jail	2	1	3	
280	2020-21	Diagnosis and Treatment Camp	Sabarmati Central Jail	2	1	3	
281	2020-21	Diagnosis and Treatment Camp	Sabarmati Central Jail	2	1	3	

Scanned by TapScanner

Scanned by TapScanner

Scanned by TapScanner

282	2020-21	Diagnosis and Treatment Camp	Sabarmati Central Jail	2	1	3	
283	2020-21	Diagnosis and Treatment Camp	Sabarmati Central Jail	2	1	3	
284	2020-21	Diagnosis and Treatment Camp	Sabarmati Central Jail	2	1	3	
285	2020-21	Diagnosis and Treatment Camp	Sabarmati Central Jail	2	1	3	
286	2020-21	Diagnosis and Treatment Camp	Sabarmati Central Jail	2	1	3	
287	2020-21	Diagnosis and Treatment Camp	Sabarmati Central Jail	2	1	3	
288	2020-21	Diagnosis and Treatment Camp	Sabarmati Central Jail	2	1	3	
289	2020-21	Diagnosis and Treatment Camp	Sabarmati Central Jail	2	1	3	
290	2020-21	Diagnosis and Treatment Camp	Sabarmati Central Jail	2	1	3	
291	2020-21	Diagnosis and Treatment Camp	Sabarmati Central Jail	2	1	3	
292	2020-21	Diagnosis and Treatment Camp	Sabarmati Central Jail	2	1	3	
293	2020-21	Diagnosis and Treatment Camp	Sabarmati Central Jail	2	1	3	
294	2020-21	Diagnosis and Treatment Camp	Sabarmati Central Jail	2	1	3	
295	2020-21	Diagnosis and Treatment Camp	Sabarmati Central Jail	2	1	3	
296	2020-21	Diagnosis and Treatment Camp	Sabarmati Central Jail	2	1	3	
297	2020-21	Diagnosis and Treatment Camp	Sabarmati Central Jail	2	1	3	
298	2020-21	Diagnosis and Treatment Camp	Sabarmati Central Jail	2	1	3	

Scanned by TapScanner

Scanned by TapScanner

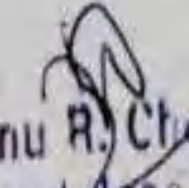
Scanned by TapScanner

DEPARTMENT OF PEDODONTIA

5 upper incisors
dentition

3.3.2 (QnM) Average number of PhD/DMM CN/PG degrees in the respective disciplines awarded per recognized PG teachers* of the institution during the last five years

No	Name of Degree	Name of the PhD/DMM CN/PG scholar	Name of the Department	Name of the guide	Title of the thesis	Year of registration of the scholar	Year of award of PhD/DMM CN/PG degree
* Eligible PG teachers are those who are recognized as PG/PhD guides by the University / respective Regulatory Bodies							
1	PHD	Dr Sweta Waghela	Pedodontics and Preventive Dentistry	Dr Shantanu Choudhari	The surgical Resin alveolar moulding by Geyson's technique and Figueroa technique prior to Unilateral cleft lip and palate	2020	
2	PHD	Dr Vaibhav Kotecha	Pedodontics and Preventive Dentistry	Dr Shantanu Choudhari	Painless tooth extraction by Jalandhara Bandha Yoga in Children	2020	
3	PHD	Dr Vahakha Katania	Pedodontics and Preventive Dentistry	Dr Shantanu Choudhari	Evaluation of Parental Satisfaction and clinical outcomes of stainless steel and zirconia crowns in primary molars - a randomized clinical study	2020	
4	PG	Dr Khyati Shah	Pedodontics and Preventive Dentistry	Dr Shantanu Choudhari	An Estimation of Blood Lead level and its correlation to occurrence of Dental caries in children of 8-12 years of age	2013	
5	PG	Dr Manthan Patel	Pedodontics and Preventive Dentistry	Dr Shantanu Choudhari	An Estimation of Salivary Lead level and its correlation to occurrence of Dental caries in children of 8-12 years of age	2013	
6	PG	Dr Sapak Shah	Pedodontics and Preventive Dentistry	Dr Shantanu Choudhari	An Assessment of parent satisfaction of oral health care delivery for their child in department of Pedodontia and preventive dentistry, Government dental college and hospital, Ahmedabad, Gujarat	2013	
7	PG	Dr Chirag Vaghela	Pedodontics and Preventive Dentistry	Dr Shantanu Choudhari	Dental age estimation by using Nolla's method and Demirjian's method- A comparative study	2014	
8	PG	Dr Sandip Saxena	Pedodontics and Preventive Dentistry	Dr Shantanu Choudhari	Comparison of root length values determined by two different types of electronic apex locator and paralleling radiographic method in primary mandibular second molars of children of 3 to 7 years age group	2014	
9	PG	Dr Parikrama Solanki	Pedodontics and Preventive Dentistry	Dr Shantanu Choudhari	The prevalence of dental caries and gingival disease in institutionalized special children of 6-12 years of age in Ahmedabad city	2014	
10	PG	Dr Gaurav Vispute	Pedodontics and Preventive Dentistry	Dr Shantanu Choudhari	Caries experience and dental treatment needs in children with congenital heart diseases in Gujarat population	2015	2018
11	PG	Dr Kawaljeet B	Pedodontics and Preventive Dentistry	Dr Shantanu Choudhari	Evaluation of Stress reducing effect of Audio and Audiovisual distraction techniques during various treatment procedures in anxious pediatric dental patients	2015	2018
12	PG	Dr Bhavna Verma	Pedodontics and Preventive Dentistry	Dr Shantanu Choudhari	Comparative evaluation of clinical outcome of pulpotomy in primary molars treated with Formocresol pulpotec and biodontine-6 month follow up study	2015	2018
13	PG	Dr Rupinder	Pedodontics and Preventive Dentistry	Dr Shantanu Choudhari	Age estimation using Camerons's method	2016	2019
14	PG	Dr Suchita	Pedodontics and Preventive Dentistry	Dr Shantanu Choudhari	An in vitro evaluation of compressive strength of newer nano composite materials	2016	2019
15	PG	Dr Dipak Sharma	Pedodontics and Preventive Dentistry	Dr Shantanu Choudhari	Influence of rubber dam on psychological parameters of stress in children of 7 to 10 years of age - an in vivo study	2016	2019
16	PG	Dr Sweta Waghela	Pedodontics and Preventive Dentistry	Dr Shantanu Choudhari	The Influence of Resin Infiltration system on Enamel micro hardness and surface roughness of White spot lesions after debonding of Orthognic brackets	2017	2020
17	PG	Dr Chetana Patel	Pedodontics and Preventive Dentistry	Dr Shantanu Choudhari	Clinical and Radiographical evaluation of Modified 3 mix plus Dexamethasone paste and metapex in pulpally involved primary molars- an in vivo study	2017	2020
18	PG	Dr Bhargavi Patel	Pedodontics and Preventive Dentistry	Dr Shantanu Choudhari	Clinical and radiographic evaluation of single versus multi visit pulpectomy treatment in primary Molars with apical periodontitis	2017	2020
19	PG	Dr Milind	Pedodontics and Preventive Dentistry	Dr Shantanu Choudhari	Comparative evaluation of the clinical and radiographic success rate of the anti oxidant mix as a new pulpotomy medicament versus MTA pulpotomy medicament for primary molars in the age group of 6 to 9 years - An in vivo study	2018	2021
20	PG	Dr Rita	Pedodontics and Preventive Dentistry	Dr Shantanu Choudhari	Comparative study of analgesic effect of Chlorzoxadol and pulpox as an intracanal medicament in primary molar	2018	2021
21	PG	Dr Hareesh	Pedodontics and Preventive Dentistry	Dr Shantanu Choudhari	Assessment of Local anesthetic - A noninvasive approach to pain control	2018	2021
22	PG	Dr Khyati K Abhangi	Pedodontics and Preventive Dentistry	Dr Shantanu Choudhari	Serum Alkaline Phosphatase activity - A biochemical marker for skeletal maturity and growth in children - an in vivo study	2019	
23	PG	Dr Jigyasha Saklecha	Pedodontics and Preventive Dentistry	Dr Shantanu Choudhari	Efficacy of Midazolam nasal spray and Nitrous oxide - Oxygen combination as a sedative agent in children	2019	
24	PG	Dr Parth Chhabria	Pedodontics and Preventive Dentistry	Dr Shantanu Choudhari	Identification of Copper, Zinc, Lead & Selenium in saliva and its association with Dental Caries in 4 to 9 years old children	2019	
25	PG	Dr Sujith Gopalan	Pedodontics and Preventive Dentistry	Dr Shantanu Choudhari	Clinical assessment and estimation of Salivary IgA level and its relation to Dental Caries in Caries Compromised Children	2020	
26	PG	Dr Jigna Vaghavaya	Pedodontics and Preventive Dentistry	Dr Shantanu Choudhari	Comparison of complete Caries removal procedures and their effects on dental Pulp in Primary Molars - an in vivo study	2020	
27	PG	Dr Kinjal Vekariya	Pedodontics and Preventive Dentistry	Dr Shantanu Choudhari	Ferritin as a Predictive Salivary Marker for ECC	2020	


Dr. Shantanu R. Choudhari (M.D.S.)
 Professor and Head
 Department of Pedodontia
 Gov. Dental College & Hospital
 AHMEDABAD-16