

Government Dental College & Hospital  
AHMEDABAD · 380 016.

DESAI KRUTASVI S.



**Government Dental College & Hospital  
Ahmedabad - 16**

**STUDENT'S CLINICAL RECORD**

Name of the Student Desai Kavithasvi Sanjay Kumar  
(Block Letters) (Sur-name) (Name) (Father's-name)

Year of Admission : September 2013

	Month	Year
First B.D.S. Exam	<u>August</u>	<u>2014</u>
Second B.D.S. Exam	<u>August</u>	<u>2015</u>
Third B.D.S. Exam	<u>July</u>	<u>2016</u>
Final B.D.S. Exam	<u>July</u>	<u>2017</u>

**Address**

1. Ahmedabad : 6, Dental Girls' U & Hostel,  
Civil Hospital campus, ASARWA.

**2. Name and Address of parents / guardian**

404, satyanarayan flat, Anantwadi,  
Bhavnagar.

COMPLETE DENTURES

Date	Case No./yr.	Name of patient	Treatment	Grade	Sig
		3 <sup>rd</sup> yr / I <sup>st</sup> term			
2/9/15	19701	Mukundaraj C. Parthi	U/L CD		Rachana 8/1/15
		3 <sup>rd</sup> yr / II <sup>nd</sup> term.			
1/2/16	49619	Shantaben Nagar	upper/ Lower CD		Rachana 12/16
		4 <sup>th</sup> yr / I <sup>st</sup> term			
22/8/15	21660	Tapandas Mahuja	upper/ Lower CD		Rachana 23/8/15
24/8/15	75161	Dineshbhai Varma	upper/ Lower CD		Rachana 26/8/15
		4 <sup>th</sup> yr / II <sup>nd</sup> term			
2/9/16	42269	Lalji Bai Prajapati	upper/lower CD		Rachana 2/9/16
		4 <sup>th</sup> yr / II <sup>nd</sup> term			
9/2/17	39637	Jayaram Naiya	upper/lower CD		Rachana 16/2/17

Department Removable partial Dentures

Sl. No.	Date	Case No. / yr.	Name of patient	Treatment	Grade	Sig.
	11/2/16	49619	shantaben Nagor 4 <sup>th</sup> yr / 1 <sup>st</sup> term.	<del>URP or / lower</del>		<u>Rachan</u> 11/2/16
1)	7/9/16	27598	Nandkishor Varma  IV yr / II <sup>nd</sup> term.	Lower RPD inst. <u>6521/12356</u>		<u>Rachan</u> 7/9/16
2)	1/2/17	14959	chandraben Rajput	upper RPD inst. 1/		<u>Sneha</u> 1/2/17
	8/2/17		Tooth preparation for porcelain jacket crown is done. (5)			<u>Sneha</u> 16/2/17
	8/2/17		Assessment is given			<u>Sneha</u> 16/2/17

Department Prosthodontia

Sl No	Date	Case No./yr.	Name of patient	Treatment	Grade	Sig.
(1)	22/8/16	21660	Topandas mahuja	UPPER/ lower CD		Lachan 23/8/16
(2)			Total number of CD	- 6		
(2)			Total number of RPD	- 2		
(3)			Total number of PJC	- 5		
	28/8/16		First term assessment.			
	6/2/17		second term assessment.			
			Ajitkar			Susha 18/7/17
			<b>DR. RUPAL SHAH</b>			
			<b>PROSTHO-PROFESSOR AND HEAD</b>			



Department Prosthodontia


Sr. No.	Date	Case No./yr.	Name of patient	Treatment	Grade	Sig.
			<p>This is to certify that Desai Koutasvi S has successfully completed the internship training from 12/10/2017 to 11/12/2017 (27/11/17 to 11/12/17 at oral pathology) at our prosthodontia department. She performed her duties very sincerely and regularly. This has been noted in her clinical record book as well. This is compliance with the Rules and regulation of Gujarat University. There are no dues against her from our department.</p> <p>Present days - 46 days. Absent days - 0.</p>			
			<p><i>Rupal Shah</i></p>			
			<p><b>DR. RUPAL SHAH</b> <b>PROSTHO-PROFESSOR AND HEAD</b></p>	<p>professor and head of the department.</p>		

Department Oral Diagnosis

4/9/15 to 28/9/15

Sl. No.	Date	Case No./yr.	Name of patient	Treatment	Grade	Sig.
			clinical term from 4/9/15 to 28/9/15			
			Present days = 15 absent days = 0			
			(I) work done.			
			1. Disease of pulp and periapical tissue.			
			2. osteomyelitis			
			3. Gingival enlargement			
			4. Disease of periodontium			
			5. cysts of oral cavity			
			6. difference between benign & malignant tumours.			
			7. Tumours of oral cavity			
			(II) No of o.p.d cases examined :- 87			

Department

S No	Date	Case No./yr	Name of patient	Treatment	Grade	Sig.
		(III)	Special cases :- 5			
		(IV)	Radiology department Total days attended → 2			
			No of Lopa :- 17			
		(V)	Assesment given on 28/9/15			
						

Department oral diagnosis

Sl. No.	Date	Case No./yr.	Name of patient	Treatment	Grade	Sig.
			clinical form from 29/1/16 to 16/2/16 present days :- 13 absent days :- 0.			
			(I) work done. <ol style="list-style-type: none"> <li>1. Radiation physics</li> <li>2. Properties of x-rays</li> <li>3. Production of x-rays</li> <li>4. Factors affecting x-ray beams.</li> <li>5. Intraoral radiographic technique.</li> <li>6. Radiobiology.</li> <li>7. Intensifying screen &amp; grids</li> <li>8. Radiation geometry.</li> </ol>			
			(II) No of OPD cases examined. <u>68</u>			

A large, stylized handwritten signature in blue ink, located on the right side of the page, overlapping the 'Treatment' and 'Grade' columns of the table.

Date	Case No. yr	Name of patient	Treatment	Grade	Sig
	(III)	special cases - 9.			
	(IV)	Radiology department Total days attended → 2 no of JOPA :- 15			
	(V)	assessment given on - 16 / 2 / 18			



Department oral diagnosis

Sr. No.	Date	Case No./yr.	Name of patient	Treatment	Grade	Sig.
			clinical term forum			
			10/10/16 - 23/10/16			
			present days - 10			
			absent days - 10.			
		(I)	Work done			
			(1) ulcerative lesions			
			(2) orofacial pain			
			(3) salivary gland disease			
			(4) sialography			
			(5) fibro-osseous lesions of jaw			
			(6) Temporomandibular joint disorders			
			(7) Maxillary sinus disease			
			(8) diseases of blood			
			(9) malignant lesion of oral cavity			

n/jk  
 22/10/16

Department

Sl. No.	Date	Case No. yr.	Name of patient	Treatment	Grade	Sig.
			(I) No of OPD cases examined - 59.			
			(II) special cases - 12			
			(IV) Radiology department Total days attended - 23			
			No of IOPA - 15.			
			(V) History taken discussion is done of leukoplakia, leukoedema, smoker's patch, Tobacco quid lesion, OSMF, Lichenoid reaction, mucocele, lichen planus			
	22/10/16	(VI)	Assessment is given on 22/10/16			

fluorapat  
22/10/16

Department oral diagnosis.

Sr. No.	Date	Case No./yr.	Name of patient	Treatment	Grade	Sig.
			clinical term from 6/3/17 to 17/3/17 present days - 9 absent days - 0.			
			(I) work done			
			(1) Inflammatory lesions			
			(2) cysts			
			(3) benign & malignant tumor			
			(4) fibrous lesion			
			(5) maxillary sinus disease			
			(6) TMJ disorders			
			(7) developmental disturbances			
			(8) Artifacts			
			(9) Fracture			
			(10) opa.			

Hyte


Assessment

Date	Case No./yr.	Name of patient	Treatment	Grade	Sig
	(II)	No of OPD cases examined - 24			
	(III)	Special cases - 5			
	(IV)	Radiology department Total days attended - 2			
		No of IOPA - 13			
	(V)				
18/3/17		Assessment is given on 18/3/17			

Handwritten signature  
18/3/17

Professor & Head  
Oral Diagnosis and Radiology Dept.  
Govt. Dental College & Hospital  
Ahmedabad-16.

Department oral medicine & Radiology.

Sr. No.	Date	Case No./yr.	Name of patient	Treatment	Grade	Sig.
CERTIFICATE.						
<p>This is to certify that <u>Resai Kautasvi S</u> has successfully completed the internship training from <u>12/4/18</u> to <u>11/5/18</u> at our <u>oral medicine &amp; Radiology department.</u> she has performed her duties very sincerely and regularly. This has been noted in her clinical record book as well. This is compliance with the rules and regulation of the <u>gujrat university.</u> there are no dues against her from our department.</p>						
present days - 30 days						
absent days -						
 <u>K. Y. Patel</u> Professor & head of department						

*[Handwritten signature]*

Department of Oral Medicine & Radiology  
 Gujarat University  
 Ahmedabad - 380 015

Department operative













29/9/15 - 23/10/15 <sup>3rd year/1st term</sup> 02

No.	Date	Case No./yr.	Name of patient class - J	Treatment	Grade	Sig
1.	8/10/15	39605	Pushan Rahdiya	SF 7/7	(B)	(P)
2.	9/10/15	36047	Masum shekh	SF 7/6	(B)	(P)
3.	12/10/15	38836	sunil parajapari	SF 7/6	good	(P)
4.	13/10/15	29947	sherbanu	SF 8/8	(B <sup>th</sup> )	(P)
5.	14/10/15	36047	Masum	SF 6/6	} Release	
				WOC 6/6		
				SF 6/5		
6.	20/10/15	39850	virendra Gupta.	SF 7/7		Release
7.	21/10/15	38530	Bhavanbhai makwane	SF 7/7		Release
8.	23/10/15	41643	madhavbhai aahir	SF 7/7		Release
	21/10/15		Assesment is given		(16/1) 25	
						Smtiya 27/10/15

	Date	Case No./yr	Name of patient	Treatment	Grade	Sig
9	24/2/16	5141	Pujari Aad	SF $\frac{6}{6}$		<del>✓</del>
10	26/2/16	4230	Abasana Ansar	SF $\frac{6}{6}$	good	<del>✓</del>
11	29/2/16	44524	Divyani parmar	SF $\frac{6}{6}$		<del>✓</del>
12	4/3/16	2628	Divya patel	SF $\frac{6}{6}$		<del>✓</del>
13	3/3/16	15494	Jayshree ben	SF $\frac{7}{7}$		<del>✓</del>
14	4/3/16	15494	Jayshree ben	SF $\frac{7}{7}$		<del>✓</del>
	4/3/16		Assesment is given	$\frac{22}{30}$		<del>4/3/16</del>
			IV yr / 1 <sup>st</sup> term			
15	24/12/16	45165	Urvashi parmar	SF $\frac{6}{6}$		Asst
16	24/12/16	43883	Rabiya mansuri	SF $\frac{8}{8}$		<del>✓</del>
17	28/12/16	21321	Mujaha pathan	SF $\frac{8}{8}$		Asst
18	2/1/17	25876	Riddhi soni	SF $\frac{7}{7}$		<del>✓</del>
19	3/1/17	49661	Ramaram Jadge	$\frac{6}{6}$		<del>✓</del>
20	5/1/17	342	Twinkal hadiyal	$\frac{6}{6}$		<del>✓</del>
21	6/1/17	49669	meenaben tivari	$\frac{8}{8}$		<del>✓</del>

No	Date	Case No./yr.	Name of patient	Treatment	Grade	Sig
	17/1/17	1523	Gopal Gupta	7		
	11/1/17	1523	Gopal Gupta	7 ( Buccal extension)	Grade	
	17/1/17	1624	Farvin pathan.	7		
	19/1/17	2363	Priya	7		
			II yr II <sup>nd</sup> term.			
	24/4/17	3082	Mayaben prajapat	8		AD
	24/4/17	14278	Rushmaben khatori	6		AD
	25/4/17	9503	Parashbhai vachheta	7		
	28/4/17	14852	Rubina Saiyed	6		AD
	1/5/17	3525	Anjana	6		
	3/5/17	14405	Faleknaz sheth	7		
	10/5/17	15930	Akshay sarwanija	7 ( Buccal extension)		

No	Date	Case No./yr.	Name of patient	Treatment	Grade	Sig
(1)	15/10/15	32979	Jashvant IV yr / 1 <sup>st</sup> term	class 1 GIC 6/6		(2) 8
(2)	23/12/16	46796	pankaj gajjar	special class II int 16 etc int 134		Anilaya
(3)	26/12/16	50028	Raju jaiswal	int GIC 6/6		(2) 8
(4)	26/12/16	31865	Jayantibhai panchal	GIC int 6/6		(2) 8
(5)	27/12/16	46574	Gopilal ougar	GIC int 5/3		(2) 8
(6)	28/12/16	47778	muktaben kanjariy	GIC int 6/6		(2) 8
(7)	30/12/16	50602	Umaben kashyap	GIC int 6/6		(2) 8
(8)	31/12/16	47975	Vamtaben thakkar	3/3		Anilaya
(9)	7/1/17	49904	Jubeda pathan	2/23		(2) 8
(10)	9/1/17	1019	Jaymata kushwad	8		(2) 8
(11)	9/1/17	47298	Sabirchusen Tiagar	1/86		(2) 8
(12)	10/1/17	51144	Jyoti varma	654/3		(2) 8
(13)	10/1/17	1417	Girishkumar	6/234		(2) 8
(14)	13/1/17	1667	Rajakashbhai dashi	8		(2) 8
(15)	16/1/17	7073	Ratan chash	(GIC int 6/6)		(2) 8
(16)	16/1/17	734	Dineshkumar shah	6/6		(2) 8
				45		(2) 8
				654/456		(2) 8

Sr No.	Date	Case No./yr.	Name of patient	Treatment	Grade	Sig
Class-II						
1)	27/12	2352	Ueta prajapati	SF(MO) class-II <del>7</del>		
2)	30/12	4884	Kailashben Shah	SF(DO) class-II <del>6</del>		
3)	3/1	36663	manharubhai	<del>7</del> (DO)		
4)	5/1	42550	Kanchanben	<del>7</del> (DO)		
5)	6/1	49879	Ambalal Joga.	<del>5</del> (MO)		
6)	9/1	48972	sanjay patni	<del>7</del> (MO)		
7)	10/1	43001	Gajabai mansuri	<del>5</del> (MO)		
8)	12/1	51029	manojben Bhadeviya	<del>6</del> (DO)		
9)	16/1	735	salmabenru shekh	<del>4</del> (DO)		
10)	18/1	201	Narasimhdas	<del>6</del> (MO)		
11)	19/1	432	Parulben	<del>6</del> (MOD)		
	19/1		Assessment is given	$\frac{38}{50}$		

Department \_\_\_\_\_

Sr No	Date	Case No./yr.	Name of patient	Treatment	Grade	Sig
			II yr / 1 <sup>st</sup> term.			
12	24/4/17	3082	Naymaben jayjipati			
12	27/4/17	11949	chatwabhai permati	4 (mo)		
13	3/5/17	13196	kasturiben Rashed	4 (mo)		
14	9/5/17	15994	viobaba vihal	5 (mo)		
15	9/5/17	13578	shobinabonu.	6		
16	10/5/17	16560	sunita vinealbhai	(mo) 5		
			GZE.			
17	26/4/17	3502	meetasen shah.	GZE 3		
18	4/5/17	14675	Aaysha momin	GZE 6		
19	8/5/17	13743	shahenazbatu	GZE 4		
	11/5/17		Assessment is given			
				$\frac{28}{45}$		

Sr No.	Date	Case No./yr.	Name of patient	Treatment	Grade	Sig
			Composite			
(1)	12/11/17	1788	nutan mehmad	54 / <sup>(class-II)</sup>		
(2)	11/5/17	11996	Mojidbhai	65 / (class-II)		Durkya
3	11/5/17	16813	Rinku Sen	C II - 16		Kato


Total numbers of class-II restoration - 16  
 Total numbers of class-I restoration - 31  
 Total numbers of GIC restoration - 19  
 Total numbers of composite restoration - 3

**Professor & Head**  
**Dept. of Conservative Dentistry**  
**Govt. Dental College & Hospital**  
**Ahmedabad-16**

Department \_\_\_\_\_

Sr No	Date	Case No./yr.	Name of patient	Treatment	Grade	Sig
			RCT			
1	19/1/18	42352	Ravikumar sawai	RCT $\frac{1}{1}$		
2	20/1/18	628	savitaben shah	RCT $\frac{1}{3}$		
3	25/1/18	1261	Amitabany shekh	RCT $\frac{1}{4}$		
4	27/1/18	1710	zohior ghanchi	RCT $\frac{1}{5}$		
5	29/1/18	43201	Gayatri Mali	RCT $\frac{1}{5}$		
6	29/1/18	571	Madhuben jethva	RCT $\frac{1}{2}$		
7	29/1/18	23745	Jayshreeben kavaiya	RCT $\frac{1}{3}$		
8	29/1/18	825	shwetel shah	RCT $\frac{1}{5}$		
9	30/1/18	671	Nimaben bhajwari	RCT $\frac{1}{4}$		
10	30/1/18	4564	lalita prabhakar	RCT $\frac{1}{5}$		
11	1/2/18	51	Himmatbhai sain	RCT $\frac{1}{2}$		
12	2/2/18	754	Ajayesh gupta	RCT $\frac{1}{3}$		
13	2/2/18	1765	deepika vadawga	RCT $\frac{1}{1}$		
14	6/2/18	6950	devkaron Jaxhad	RCT $\frac{1}{1}$		
15	6/2/18	44803	Kuldeepsingh chauhan	RCT $\frac{1}{5}$		
16	7/2/18	1715	Anilbhai panohat.	RCT $\frac{1}{5}$		
17	9/2/18	2136	Aukdang pathan	RCT $\frac{1}{5}$		



Sl. No.	Date	Case No./yr.	Name of patient	Treatment	Grade	Sig.
<p>This is to certify that Krutavsi S Desai has successfully completed the internship training from 12/1/18 to 11/2/18 at our endodontia department. She has performed her duties very sincerely and regularly. This has been noted in her clinical record book as well. This is compliance with the rules and regulation of the Gujarat University. There are no dues against her from our department.</p>						
<p>Present days - 29 days Absent days - 2 days</p>						
<p><u>Mansi</u></p>			<p> Professor and head of Dept. of Endodontia The Departmental Hospital Ahmedabad-380 015</p>			

Sr. No.	Date	Case No./yr.	Name of patient	Treatment	Grade	Sig
(1)	4/11/15	43572	Ankit Jaysukhbhai patel	scaling		<u>MD</u>
			Assessment is given.			
(2)	18/11/15	44915	Jignesh dineshchandra pavagadhi	scaling		<u>MD</u>
			working days - 14			
			present days - 12			
			absent days - 2			
						<div style="border: 1px solid black; border-radius: 50%; width: 40px; height: 40px; display: flex; align-items: center; justify-content: center; margin: 0 auto;"> <span style="font-size: 24px;">4</span>  <span style="font-size: 24px;">10</span> </div> <div style="margin-top: 5px;"> <span style="font-size: 18px;">MD</span>  <span style="font-size: 18px;">17/11/15</span> </div>
(3)	8/3/16	10027	Rubina barnu Ansari	scaling		<u>MD</u>
(4)	10/3/16	10308	Akhilesh pal.	scaling		<u>MD</u>
(5)	14/3/16	10605	Aashmi parmar	scaling		<div style="border: 1px solid black; border-radius: 50%; width: 40px; height: 40px; display: flex; align-items: center; justify-content: center; margin: 0 auto;"> <span style="font-size: 24px;">5</span>  <span style="font-size: 24px;">10</span> </div> <div style="margin-top: 5px;"> <span style="font-size: 18px;">MD</span>  <span style="font-size: 18px;">15/3/16</span> </div>
(6)	15/3/16	10015	nilesh nai	scaling		<div style="border: 1px solid black; border-radius: 50%; width: 40px; height: 40px; display: flex; align-items: center; justify-content: center; margin: 0 auto;"> <span style="font-size: 24px;">5</span>  <span style="font-size: 24px;">10</span> </div> <div style="margin-top: 5px;"> <span style="font-size: 18px;">MD</span>  <span style="font-size: 18px;">15/3/16</span> </div>
(7)	21/3/16	11113	Toorika chavda	scaling		<div style="border: 1px solid black; border-radius: 50%; width: 40px; height: 40px; display: flex; align-items: center; justify-content: center; margin: 0 auto;"> <span style="font-size: 24px;">5</span>  <span style="font-size: 24px;">10</span> </div> <div style="margin-top: 5px;"> <span style="font-size: 18px;">MD</span>  <span style="font-size: 18px;">15/3/16</span> </div>
(8)	22/3/16	2535	Shaben Tivari	scaling		<div style="border: 1px solid black; border-radius: 50%; width: 40px; height: 40px; display: flex; align-items: center; justify-content: center; margin: 0 auto;"> <span style="font-size: 24px;">5</span>  <span style="font-size: 24px;">10</span> </div> <div style="margin-top: 5px;"> <span style="font-size: 18px;">MD</span>  <span style="font-size: 18px;">15/3/16</span> </div>
(9)	28/3/16	12509	chavda mangsi m	scaling		<div style="border: 1px solid black; border-radius: 50%; width: 40px; height: 40px; display: flex; align-items: center; justify-content: center; margin: 0 auto;"> <span style="font-size: 24px;">5</span>  <span style="font-size: 24px;">10</span> </div> <div style="margin-top: 5px;"> <span style="font-size: 18px;">MD</span>  <span style="font-size: 18px;">28/3/16</span> </div>
			Total working days - 13			
			present days : 13			
			absent days : 0			
			Assessment is given.			

26/9/16 to 9/10/16

4<sup>th</sup> yr / 2<sup>nd</sup> term 032

Department periodontia

Sl No	Date	Case No./yr	Name of patient	Treatment	Grade	Sig
IV year 2 <sup>nd</sup> term						
(10)	26/9/16	37927	Kousharden Ajmeri	scaling		Karshee 27/9/16
(11)	27/9/16	38027	Nity mishra	scaling		Karshee 27/9/16
(12)	28/9/16	29412	Taral parmar	scaling		Karshee 27/9/16
(13)	29/9/16	38442	Vaishvi Agre	scaling		Karshee 27/9/16
(14)	1/10/16	38295	Vipul chandba	scaling		Karshee 27/10/16
(15)	3/10/16	38904	Shilusingh Rajput	scaling		Karshee 5/10/16
(16)	5/10/16	39369	sitaben dantoni	scaling		Karshee 5/10/16
Total working days - 12						
present days - 12						
Absent days - 0						
Assessment is given						
<div style="border: 1px solid black; border-radius: 50%; width: 100px; height: 100px; display: flex; align-items: center; justify-content: center; margin: 0 auto;"> <span style="font-size: 2em; font-weight: bold;">5 1/2</span>  <span style="font-size: 2em; font-weight: bold;">10</span> </div>			<div style="border: 1px solid black; border-radius: 50%; width: 60px; height: 60px; display: flex; align-items: center; justify-content: center; margin: 0 auto;"> <span style="font-size: 1.5em; font-weight: bold;">Karshee</span>  <span style="font-size: 1.2em;">5/10/16</span> </div>			

Department \_\_\_\_\_

Sr. No.	Date	Case No./yr.	Name of patient	Treatment	Grade	Sig
			IV year / II <sup>nd</sup> term			
(17)	25/2/17	2187	daraupadi Gujar	scaling		<del>NAB</del> Suresh 28/2/17
(18)	27/2/17	2439	Bhartiben mathad.	scaling		
(19)	28/2/17	6881	Rohit shankarbhai	scaling		
(20)	1/3/17	7178	Fuljadi Gupta	scaling		<del>NAB</del> Suresh 12/3/17
(21)	2/3/17	7260	Bakul Patwar	scaling		
(22)	3/3/17	7104	patel mayaben	scaling		<del>NAB</del> Suresh 12/3/17
(23)	3/3/17	2486	Jayshreeben Lewa	scaling		
(24)	9/3/17	6897	<del>Tata</del> Varsha rajput	scaling		
(25)	19/4/17	3528	shilpaaben patel	scaling		
			Total working days - 7			
			Present days - 7			
			Absent days - 0			
			Assessment is given. <del>NAB</del> 11/3/17			

Sr. No.	Date	Case No./yr.	Name of patient	Treatment	Grade	Sig.
			This is to certify that krutavsi s. Desai completed all terms of (3 <sup>rd</sup> & 4 <sup>th</sup> year) in periodontics.			
			Seminar Topics.			
			1 <sup>st</sup> term - mechanical plaque	control		
			2 <sup>nd</sup> term - Supportive	periodontal treatment.		
			Assessment marks			
			3 <sup>rd</sup> year 1 <sup>st</sup> term -	4/10		
			3 <sup>rd</sup> year 2 <sup>nd</sup> term -	5/10		
			4 <sup>th</sup> year 1 <sup>st</sup> term.	5½/10		
			Preliminary exams are given.			



Department Pedodontia

Sl. No.	Date	Case No./yr.	Name of patient	Treatment	Grade	Sig
1.	14/9/18	3614	Babubhai Rana	scaling	.	
2.	14/9/18	28092	Kasammiya	scaling	.	
3.	18/9/18	28731	Pekha Pathad	scaling	.	
4.	18/9/18	26707	Vikaskumar Varma	scaling	.	
5.	18/9/18	27300	Karmini Bogel	scaling	.	
6.	19/9/18	32732	Indiraaben Gulvami	scaling	.	
7.	19/9/18	32095	Swakha Kokate	scaling	.	
8.	20/9/18	32268	Sahjad Mansuri	scaling	.	
9.	20/9/18	25652	Vijay Shukla	scaling	.	
10.	20/9/18	30614	Babubhai Rana	Scaling	.	
11.	22/9/18	33279	Mukund Solamti	scaling	.	
12.	25/9/18	33611	Jabirhusen Shekh	scaling	.	
13.	25/9/18	33706	Rembo Vishwakarma	scaling	.	
14.	27/9/18	33402	Dinesh Kazi	scaling	.	
15.	28/9/18	30991	Sunny Volga	scaling	.	
16.	29/9/18	34375	Murtidewi Rajak	scaling	.	
17.	1/10/18	33209	Bhaskar Kazi	scaling	.	




Sr No.	Date	Case No./yr.	Name of patient	Treatment	Grade	Sig												
<p>This is to certify that Krutavsi Desai has successfully completed the internship training from 12/9/18 to 11/10/18 at our Periodontia department. She has performed her duties very sincerely and regularly. This has been noted in her clinical record book as well. This is compliance with the rules and regulation of the constituent university. There are no dues against her from our department.</p> <p>Present Days - 26 DAYS Absent Days -</p>																		
<del>Signature</del>		<table border="1"> <thead> <tr> <th>HALF DAY</th> <th>FULL DAY</th> <th>TOTAL PRESENT DAYS</th> </tr> </thead> <tbody> <tr> <td>11/9/18</td> <td>16/9/18</td> <td>4</td> </tr> <tr> <td>5/9/18</td> <td>5/10/18</td> <td></td> </tr> <tr> <td>24/9/18</td> <td></td> <td></td> </tr> <tr> <td>4/10/18</td> <td></td> <td></td> </tr> </tbody> </table>	HALF DAY	FULL DAY	TOTAL PRESENT DAYS	11/9/18	16/9/18	4	5/9/18	5/10/18		24/9/18			4/10/18			<p><u>Prof. Dr. ...</u> Professor &amp; Head of Department</p>
HALF DAY	FULL DAY	TOTAL PRESENT DAYS																
11/9/18	16/9/18	4																
5/9/18	5/10/18																	
24/9/18																		
4/10/18																		

Sr. No.	Date	Case No./yr.	Name of patient	Treatment	Grade	Sig
			Topics of discussion			
			(1) Anatomy of maxilla			
			(2) Anatomy of mandible			
			(3) Facial nerve & Bell's Palsy			
			(4) Trigeminal nerve & neuralgia.			
			(5) Local anesthesia Basic			
			(6) Sterilization, patient chair position			
			(7) Armamentarium of oral surgery			
			(8) complication of local anesthesia.			
			(9) Exodontia (Principles)			
			clinical term form			
			7/11/15 to 15/12/15			
			Assessment is given			

Department \_\_\_\_\_

Sl No	Date	Case No. yr.	Name of patient	Treatment	Grade	Sig
			Clinical term from 17/11 - 15/12/15 working days : 1 working days : 17 Absent day : 1 present days : 16.	15/12/15		
			III <sup>rd</sup> ya / II <sup>nd</sup> term. working days : 11 Absent days : 0 Present days : 11 Assessment is given	<del>Rishi</del> 15/12/15		<del>Rishi</del> 13/12/15

Department \_\_\_\_\_

Sr. No	Date	Case No./yr.	Name of patient	Treatment	Grade	Sig
			<p>Total working days - 27.  present days - 27  absent days - 0</p>			
	22/12/16		Assessment is given.			
			discussion / demonstration.			
			(1) suturing			
			(2) IANB, GP nerve block			
			(3) space infection.			
			(4) wiring (Ivy eyelet, each's arch bar)			
			(5) Disimpaction.			
						

Sr. No.	Date	Case No./yr.	Name of patient	Treatment	Grade	Sig.
1.	30/11/16	45063	Subarna shekh	ext <sup>n</sup> 1/1	}	Recku
2.	30/11/16	45063	sabana shekh	ext <sup>n</sup> 2/2		
3.	2/12/16	45420	Bhaktiben patel.	ext <sup>n</sup> 4/4		
4.	2/12/16	45420	Bhaktiben patel	ext <sup>n</sup> 5/5	}	Jud
5.	2/12/16	45420	Bhaktiben patel	ext <sup>n</sup> 3/3		
6.	5/12/16	45110	Kanubhai Rajput	ext <sup>n</sup> 4/4		
7.	5/12/16	45110	Kanubhai Rajput	ext <sup>n</sup> 6/6	}	Recku
8.	5/12/16	45110	Kanubhai Rajput	ext <sup>n</sup> 7/7		
9.	7/12/16	44970	Prabhuben Parmar	ext <sup>n</sup> 1/1	}	Recku
10.	7/12/16	44970	Prabhuben Parmar	ext <sup>n</sup> 1/1		
11.	9/12/16	45230	Ramilaben	ext <sup>n</sup> 3/3	}	Jud
12.	9/12/16	45231	Ramilaben	ext <sup>n</sup> 3/3		
13.	15/12/16	48132	vijaybhai chauhan	ext <sup>n</sup> 6/6	}	Recku
14.	15/12/16	48132	vijaybhai chauhan	ext <sup>n</sup> 7/7		
15.	19/12/16	48244	Ramji bhai Parmar	ext <sup>n</sup> 6/6	}	Recku
16.	21/12/16	43204	meenuvaniha ansari	ext <sup>n</sup> 1/2		
17.	21/12/16	43204	meenuvaniha ansari	ext <sup>n</sup> 1/3	}	Recku
18.	21/12/16	43204	meenuvaniha ansari	ext <sup>n</sup> 1/4		

Department \_\_\_\_\_

Sr. No.	Date	Case No./yr.	Name of patient	Treatment	Grade	Sig
(19)	7/4/17	12346	shabana shekh	ext <sup>n</sup> 1	.	
(20)	8/4/17	13325	Aman parmar	ext <sup>n</sup> 7		
21.	10/4/17	19345	Rameshbhai chauhan	ext <sup>n</sup> 7		
22	10/4/17	19275	Leelaben chandhy	ext <sup>n</sup> 12		
23	10/4/17	19275	Leelaben chandhy	ext <sup>n</sup> 3		
24	10/4/17	19275	Leelaben chandhy	ext <sup>n</sup> 3		
25	10/4/17	19275	Leelaben chandhy	ext <sup>n</sup> 4		
26	10/4/17	16376	Aarhi parmar	ext <sup>n</sup> 15		
27	11/4/17	17352	Hareesh patel	ext <sup>n</sup> 6.5		
28	12/4/17	10042	Ambalal Gohil	ext <sup>n</sup> 4		
29	12/4/17	10042	Ambalal Gohil	ext <sup>n</sup> 5		
30	13/4/17	4532	sakina shekh	ext <sup>n</sup> 8		
31	13/4/17	4532	sakina shekh	ext <sup>n</sup> 6		
32	13/4/17	2349	mahendrabhai	ext <sup>n</sup> 6		
33	15/4/17	32162	Ramjibhai	ext <sup>n</sup> 3		
34	15/4/17	15312	Dadaraav	ext <sup>n</sup> 2		
35	15/4/17	15312	Dadaraav	ext <sup>n</sup> 3		
36	15/4/17	1632	vijaybhai chauhan	ext <sup>n</sup> 6		

Department \_\_\_\_\_

Sr No	Date	Case No. yr	Name of patient	Treatment	Grade	Sex
37	15/4/17	5679	Rakeshbhai	pat <sup>n</sup> 3/1		
38	15/4/17	10592	Rakeshbhai	pat <sup>n</sup> 5/1		
39	17/4/17	30352	Ramilaben parmar	pat <sup>n</sup> 1/1		
40	17/4/17	30352	Ramilaben parmar	pat <sup>n</sup> 1/2		
41	17/4/17	33132	Parulben Solanki	pat <sup>n</sup> 1/1		
42	17/4/17	33132	Parulben Solanki	pat <sup>n</sup> 4/1		
43	17/4/17	25675	Kantilal Parakh	pat <sup>n</sup> 7/1		
44	17/4/17	4113	Heena khator	pat <sup>n</sup> 1/8		
45	20/4/17	13713	Ramilaben	pat <sup>n</sup> 1/1		
46	21/4/17	24319	shahenaybanu	pat <sup>n</sup> 1/8		
47	21/4/17	24319	shahenaybanu	pat <sup>n</sup> 1/7		
48	22/4/17	17134	Vipul chauda	pat <sup>n</sup> 1/30		
49	22/4/17	17134	Vipul chauda	pat <sup>n</sup> 1/6		
			Total working days - 13			
			Present days - 12			
			Absent days - 1			
	22/4/17		Assessment is given			



*Signature*

*Signature*

*Signature*

Department \_\_\_\_\_

Sr. No.	Date	Case No./yr.	Name of patient	Treatment	Grade	Sig.
1	12/2/18	20142	minakshi modi	ext <sup>n</sup> 16		
2	13/2/18	2892	Dipaben thakor	ext <sup>n</sup> 45		
3	14/2/18	19345	lalitaben Rajput	ext <sup>n</sup> 43		
4	14/2/18	4450	Gopal Singh mina.	ext <sup>n</sup> 78		
5	16/2/18	4548	Alkaben Jadeja	ext <sup>n</sup> 8		
6	21/2/18	2961	Sureshbhai Kobav	ext <sup>n</sup> 7		
7	21/2/18	5059	Riya soni	ext <sup>n</sup> 8		
8	22/2/18	4143	vidhyaben karamchand	ext <sup>n</sup> 1		
9	22/2/18	5309	madhuben Jethva	ext <sup>n</sup> 24		
10	22/2/18	4292	Prahlad Parmar	ext <sup>n</sup> 1		
11	22/2/18	2798	Jamnaben parajapati	ext <sup>n</sup> alveolar		
12	23/2/18	4337	omunbhai solanki	ext <sup>n</sup> 47		
13	23/2/18	3835	Dipakbhai Parmar	ext <sup>n</sup> 8		
14	23/2/18	4930	Rethaben Chauhan	ext <sup>n</sup> 1/1		
15	24/2/18	3103	Ravibhai Patani	ext <sup>n</sup> 5		
16	26/2/18	4741	shakardal Chauhan	ext <sup>n</sup> 2345		
17	26/2/18	3243	Roziyabai pathan	ext <sup>n</sup> 8		

Sr. No	Date	Case No./yr.	Name of patient	Treatment	Grade	Sig
18	27/2/18	3412	munavar shekh	ext <sup>n</sup> $\frac{1}{5}$	}	
19	27/2/18	2903	Tehmina ghattivala	ext <sup>n</sup> $\frac{8}{1}$		
20	27/2/18	4380	Ruhana shekh	ext <sup>n</sup> $\frac{1}{7}$		
21	27/2/18	6168	venkatesh kondi	ext <sup>n</sup> $\frac{1}{6}$		
22	27/2/18	6081	Pinal amin	ext <sup>n</sup> $\frac{1}{6+8}$		
23	27/2/18	3241	Rima solanki	ext <sup>n</sup> $\frac{1}{5}$		
24	28/2/18	5693	vandana harijan	ext <sup>n</sup> $\frac{8}{1}$		
25	28/2/18	6292	saraladawi negi	ext <sup>n</sup> $\frac{6}{1}$		
26	28/2/18	6337	sunita sharma	ext <sup>n</sup> $\frac{1}{6+5}$		
27	28/2/18	5513	Hetal pitroda	ext <sup>n</sup> $\frac{7}{1}$		
28	28/2/18	24577	Rina bhadoiya	ext <sup>n</sup> $\frac{1}{6}$		
29	1/3/18	5755	seema panwala	ext <sup>n</sup> $\frac{1}{8}$		
30	1/3/18	3813	Kisuttbhai vegad	ext <sup>n</sup> $\frac{1}{7}$		
31	1/3/18	6451	Bharmaben Raval	ext <sup>n</sup> $\frac{1}{8}$		
32	1/3/18	6524	Dignaben Jetvat	ext <sup>n</sup> $\frac{1}{7}$		
33	3/3/18	5721	Nikhil sathvara	ext <sup>n</sup> $\frac{1}{8}$		
34	5/3/18	6662	Amandbhai patel	ext <sup>n</sup> $\frac{1}{1}$		
35	5/3/18	6561	moni Ray	ext <sup>n</sup> $\frac{1}{8}$		

Department \_\_\_\_\_

Sl. No	Date	Case No./yr.	Name of patient	Treatment	Grade	Sig
36	5/3/18	42881	yashoda dangar	eat <sup>n</sup> 8		
37	5/3/18	5394	yasmin patan	eat <sup>n</sup> 8		
38	6/3/18	6972	Jayaben Sompur	eat <sup>n</sup> 7		
39	6/3/18	6950	babubhai vaghela	eat <sup>n</sup> 8		
40	6/3/18	6502	Savitaben Rawat	eat <sup>n</sup> 4		
41	6/3/18	6963	Karansingh	eat <sup>n</sup> 854		
42	6/3/18	6998	Hetal Parmar	eat <sup>n</sup> 6		
43	6/3/18	537	suman chotvari	eat <sup>n</sup> 8		
44	7/3/18	7170	Baldusingh Jadhav	eat <sup>n</sup> 67		
45	7/3/18	5029	Kaushmakant kadkiya	eat <sup>n</sup> 7		
46	7/3/18	3112	Hasambhai mansuri	eat <sup>n</sup> 765		
47	7/3/18	4255	lataben Poojapati	eat <sup>n</sup> 6		
48	7/3/18	7081	Narashbhai Patel	eat <sup>n</sup> 65		
49	8/3/18	7168	Parmilaben selanki	eat <sup>n</sup> 78		
50	8/3/18	4175	Poojulaben Poojapati	eat <sup>n</sup> 8		
51	8/3/18	6880	Harashbhai Soni	eat <sup>n</sup> 6		
52	8/3/18	6852	shouchand Tejvani	eat <sup>n</sup> 4		
53	8/3/18	7560	Sonalben Rana	eat <sup>n</sup> 8		

S. No	Date	Case No. yr.	Name of patient	Treatment	Grade	Sign
54	8/3/18	4833	Musharat Pathan	ext <sup>n</sup> / 5		
55	8/3/18	36464	Renu Bhadooja	ext <sup>n</sup> / 78		
56	8/3/18	7378	Samim mansuri	ext <sup>n</sup> / 8		
57	12/3/18	7689	Dharmendra jain	ext <sup>n</sup> / 8		
58	12/3/18	7891	Premod paradhan	ext <sup>n</sup> / 8		
59	12/3/18	7571	Poonam Rajput	ext <sup>n</sup> / 8		
60	12/3/18	6685	Aruna parmar	ext <sup>n</sup> / 8		
61	13/3/18	78 <sup>57</sup>	Rajshauu sharma	ext <sup>n</sup> / 7		
62	13/3/18	7746	Tejabhai Rajput	ext <sup>n</sup> / 21		
63	13/3/18	6751	Rashaben meman	ext <sup>n</sup> / 7		
64	13/3/18	26100	lakshmi ben shauimali	ext <sup>n</sup> / 2		
65	13/3/18	41251	shankarji gohil	ext <sup>n</sup> / 8		
66	13/3/18	7617	<del>Akha</del> Thakkar.	ext <sup>n</sup> / 8		
67	22/3/18	9586	Saru parikh	ext <sup>n</sup> / 6		
68	23/3/18	8849	shyamal bind	ext <sup>n</sup> / 28		
69	24/3/18	9489	Hasmukh Parthi	ext <sup>n</sup> / 1		
70	29/3/18	9931	swaghatkumar patel	ext <sup>n</sup> / 6		
71	5/4/18	10489	Dineshbhai patel	ext <sup>n</sup> / 7		

Sr No	Date	Case No./yr.	Name of patient	Treatment	Grade	Sig
72	5/4/18	2563	varshaben patel	ext <sup>n</sup> 78		
73	5/4/18	10630	Fiirdoshbani miolza	ext <sup>n</sup> 8		
74	6/4/18	2682	manita parajapati	ext <sup>n</sup> 56		
75	6/4/18	10946	Kailashben sisoelija	ext <sup>n</sup> 7		
76	6/4/18	4272	Sonal khodva	ext <sup>n</sup> 56		
77	7/4/18	2960	Karim patni	ext <sup>n</sup> 7		
78	9/4/18	9221	vasudev kavi	ext <sup>n</sup> 7		
79	10/4/18	10910	Mukesh parmar	ext <sup>n</sup> 7		

- Total no of extraction - 79

- Alveoloplasty - 3

Disimpaction assisted - 4

Preprosthetic surgery assisted - 1


Arch bar & loop wiring assisted - 2

S. No.	Date	Case No. / yr	Name of patient	Treatment	Grade	Sig.
			OT attended.			
			(1) sandip - Dentigerous cyst.			
			(2) payal - cementifying fibroma.			
			ward duty for oral surgery			
			has been completed for 15 days.			
			[From 14/3 '18 to 28/3 '18]			
			<del>Signature</del>			


Sr. No.	Date	Case No./yr.	Name of patient	Treatment	Grade	Sig
			<p>This is to certify that Koutaxi Desai has successfully completed the internship training from 12/2/18 to 11/4/18 at our oral surgery department. She has performed her duties very sincerely and regularly. This has been noted in her clinical record book as well. This is compliance with the rules and regulation of the Gujarat University. There are no dues against her from our department.</p>			
			<p>present days - 55 days.</p>			
			<p>Absent days - 4 days.</p>			
			<p>Total days - 59</p>			
			<p>Professor &amp; Head of Department</p>			

*[Signature]*  
11/4/18

Department DENTISTRY (BHAVNAGAR)

Sl. No.	Date	Case No./yr.	Name of patient	Treatment	Grade	Sig			
			CERTIFICATE.						
			<p>This is to certify that Kautasvi Desai successfully completed the internship training (Periphery duties) from 12/6/18 to 11/8/18 at department of dentistry, Sir T. General Hospital, Bhavnagar. She has performed her duties very sincerely &amp; regularly. This has been noted in her clinical record book as well this is in compliance with the rules &amp; regulations of Gujarat University. There are no dues against her from our department.</p>						
			-T/c	 Dr. J. J. Patel					
				Professor &					
				Head, at the department.					
				DEPT. OF DENTISTRY MEDICAL COLLEGE SIR T. HOSPITAL BHAVNAGAR					



Sr. No.	Date	Case No./yr.	Name of patient	Treatment	Grade	Sig.
<u>CERTIFICATE</u>						
<p>This is to certify that <u>Desai Kowtavi S</u> has successfully completed the internship training from <u>27/11/17</u> to <u>11/12/17</u> at our <u>oral pathology</u> department. she has performed her duties very sincerely and regularly. This has been noted in her clinical record book as well. This is compliance with the rules and regulation of the <u>gujarat</u> university. There are no dues against her from our department.</p>						
Present days - 15						
Absent days - 0.						
<p>  <u>04/01/2018</u>  <b>Dr. JYOTI G. CHAVDA</b>  M.D.S.  Professor and head of  ORAL DENTAL PATHOLOGY  GOVT. DENTAL COLLEGE &amp; HOSPITAL  Anandabad-380 011  the department</p>						

Sr No.	Date	Case No./yr.	Name of patient	Treatment	Grade	Sig.
--------	------	--------------	-----------------	-----------	-------	------

This is to certify that Kshitasvi S Desai has successfully completed the internship training from 12/1/18 to 11/2/18 at our endodontia department. She has performed her duties very sincerely and regularly. This has been noted in her clinical record book as well. This is compliance with the rules and regulation of the Gujarat University. There are no dues against her from our department.

Present days - 29 days.  
Absent days - 2 days

M. G. Desai

DEPARTMENTAL HEAD

18/11/18



Professor and head of

Dept. of Endodontics  
The Departmental Hospital

Ahmedabad-16

Sr. No.	Date	Case No./yr.	Name of patient	Treatment	Grade	Sig.
(1)	4/11/15	43572	Ankit Jaysukhbhai patel	scaling.		<u>m</u>
			Assessment is given.			
(2)	18/11/15	44915	Jignesh dineshchandra pavagada	scaling		<u>m</u>
			working days - 14			
			present days - 12			
			absent days - 2			
						4/10 Ankit 17/11/15
(3)	8/3/16	10027	Rubinaabamu Ansari	scaling		<u>m</u>
(4)	10/3/16	10308	Akhilish pal.	scaling		<u>m</u>
(5)	14/3/16	10605	Rashmi parmar	scaling		<u>m</u>
(6)	15/3/16	10015	Nilesh nai	scaling		<u>m</u>
(7)	21/3/16	11113	Toorika chavda	scaling		<u>m</u>
(8)	23/3/16	2535	Harben Tivari	scaling		<u>m</u>
(9)	28/3/16	12509	chavda mangsi m	Scaling		<u>m</u>
			Total working days - 13			
			present days : 13			
			absent days : 0			
			Assessment is given.			
						5/10 NAB 28/3/16

26/9/16 to 9/10/16

4<sup>th</sup> yr / 2<sup>nd</sup> term 032

Department periodontia

Sl. No	Date	Case No./yr.	Name of patient	Treatment	Grade	Sig		
			IV year 2 <sup>nd</sup> term					
(10)	26/9/16	37927	Kausharben Ajmeri	scaling				
(11)	27/9/16	38027	Nity Mishru	scaling				
(12)	28/9/16	29412	Toral Parmar	scaling				
(13)	29/9/16	38442	Vaishvi Ayre	scaling				
(14)	1/10/16	38295	Vipul Chandra	scaling				
(15)	3/10/16	38904	Shilusmigh Rajput	scaling				
(16)	5/10/16	39369	Sitaben Dantoni	scaling				
			Total working days - 12					
			present days - 12					
			absent days - 0					
			Assessment is given					
			<div style="display: flex; align-items: center; justify-content: center;"> <div style="border: 1px solid black; border-radius: 50%; padding: 10px; margin-right: 20px;"> <math>\frac{51}{10}</math> </div> <div style="text-align: right;"> <del>HB</del>              8/10/16           </div> </div>					

Sarshee  
 HB 27/9/16  
 HB  
 HB  
 HB  
 HB 27/10/16  
 HB 6/10/16

Department \_\_\_\_\_

Sr. No.	Date	Case No./yr.	Name of patient	Treatment	Grade	Sig.
IV year / II <sup>nd</sup> term						
(17)	25/2/17	2187	dorampadi Gujar	scaling		<del>NAB</del>
(18)	27/2/17	2439	Bhastiben mathad.	scaling		Sarsaree 28/2/17
(19)	28/2/17	6881	Rohit shankarubhai	scaling		<del>NAB</del>
(20)	1/3/17	7178	Fuljadi Gupta	scaling		<del>NAB</del>
(21)	2/3/17	7260	Bakul pawar	scaling		Sarsaree 13/1/17
(22)	3/3/17	7104	patel mayaben	scaling		<del>NAB</del>
(23)	3/3/17	2486	Jayshreeben Leuva	scaling		<del>NAB</del>
(24)	9/3/17	6897	<del>to</del> Varsha rajput	scaling		<del>NAB</del>
(25)	19/4/17	3528	shilpaaben patel	scaling		<del>NAB</del>
			Total working days - 7			
			Present days - 7			
			Absent days - 0			
			Assessment is given.	<del>NAB</del> 1/3/17		

Department \_\_\_\_\_

Sr No.	Date	Case No./yr.	Name of patient	Treatment	Grade	Sig.
			This is to certify that Krutasvi S. Desai completed all terms of (3 <sup>rd</sup> & 4 <sup>th</sup> year) in periodontics.			
			Seminar Topics.			
			1 <sup>st</sup> term - Mechanical plaque	control		
			2 <sup>nd</sup> term - Supportive periodontal	treatment		
			Assessment marks.			
			3 <sup>rd</sup> year 1 <sup>st</sup> term -	4/10		
			3 <sup>rd</sup> year 2 <sup>nd</sup> term -	5/10		
			4 <sup>th</sup> year 1 <sup>st</sup> term -	5 1/2/10		
			Preliminary exams are given.			



Department Periodontia

Sl. No.	Date	Case No./yr.	Name of patient	Treatment	Grade	Sig.
1.	14/9/18	30614	Babubhai Rana.	scaling	.	
2.	14/9/18	28092	Kasammiya.	scaling	.	
3.	18/9/18	28731	Bekha Pathad	scaling		
4.	18/9/18	26707	Vikas Kumar Varma	scaling		
5.	18/9/18	27300	Kamini Bogel.	scaling		
6.	19/9/18	32732	Indira Devi Gulvami	scaling		
7.	19/9/18	32695	Shweta Kokate	scaling		
8.	20/9/18	32268	Sahyad Mansuri	scaling		
9.	20/9/18	25652	Vijay Shukla	scaling		
10.	20/9/18	30614	Babubhai Rana	Scaling		
11.	22/9/18	33279	Mukund Salantti	scaling		
12.	25/9/18	33611	Jabir Husen Shekh	scaling		
13.	25/9/18	33706	Ramho Vishwakarma	scaling		
14.	27/9/18	33402	Dinesh Kauri	scaling		
15.	28/9/18	30991	Sunny Volya	scaling		
16.	29/9/18	34375	Murtidewi Rajak	scaling		
17.	1/10/18	33209	Bhaskar Kar	scaling		

Department \_\_\_\_\_

Sr No	Date	Case No./yr	Name of patient	Treatment	Grade	Sig
18	1/10/18	28843	soheb Ansari	scaling		
19	3/10/18	34334	yasmima sheth	scaling		
20	3/10/18	34445	soheb sheth	scaling		
21	3/10/18	34723	Rajesh Bhausaar	scaling		
22	4/10/18	34562	soni thavani	scaling		
23	4/10/18	35001	Rubi Rathod	scaling		
24	6/10/18	34440	Anita modya	scaling		
25	8/10/18	35326	madina mansuri	scaling		
26	9/10/18	34344	Tanay Chauhan	scaling		

Sr. No.	Date	Case No./yr.	Name of patient	Treatment	Grade	Sig.																				
<p>This is to certify that Karutarsi Desai has successfully completed the internship training from 12/9/18 to 11/10/18 at our Periodontia department. She has performed her duties very sincerely and regularly. This has been noted in her clinical record book as well. This is compliance with the rules and regulation of the Gujarat University. There are no dues against her from our department.</p> <p>Present Days - 26 DAYS Absent Days -</p>																										
<table border="1"> <thead> <tr> <th>HALF DAY</th> <th>FULL DAY</th> <th>TOTAL ABSENT DAYS</th> <th></th> </tr> </thead> <tbody> <tr> <td>24/9/18</td> <td>16/9/18</td> <td>4</td> <td>Prof. <u>Shubh</u> &amp; Head of Department</td> </tr> <tr> <td>5/9/18</td> <td>5/10/18</td> <td></td> <td>Professor &amp; Head Dept. of Periodontia Govt. Dental College Mumbai</td> </tr> <tr> <td>24/9/18</td> <td></td> <td></td> <td></td> </tr> <tr> <td>4/10/18</td> <td></td> <td></td> <td></td> </tr> </tbody> </table>							HALF DAY	FULL DAY	TOTAL ABSENT DAYS		24/9/18	16/9/18	4	Prof. <u>Shubh</u> & Head of Department	5/9/18	5/10/18		Professor & Head Dept. of Periodontia Govt. Dental College Mumbai	24/9/18				4/10/18			
HALF DAY	FULL DAY	TOTAL ABSENT DAYS																								
24/9/18	16/9/18	4	Prof. <u>Shubh</u> & Head of Department																							
5/9/18	5/10/18		Professor & Head Dept. of Periodontia Govt. Dental College Mumbai																							
24/9/18																										
4/10/18																										

*Handwritten notes:*  
Judge  
Satish  
12/10/18


Sr. No.	Date	Case No./yr.	Name of patient	Treatment	Grade	Sig.
			Topics of discussion			
			(1) Anatomy of maxilla			
			(2) Anatomy of mandible			
			(3) Facial nerve & Bell's palsy			
			(4) Trigeminal nerve & neuralgia.			
			(5) Local anesthesia Basic			
			(6) Sterilization, patient chair position			
			(7) Armamentarium of oral surgery			
			(8) complication of local anesthesia.			
			(9) Exodontia (Principles) clinical term forum			
			7/11/15 to 15/12/15			
			Assessment is given			

Department \_\_\_\_\_

Sl No	Date	Case No. yr.	Name of patient	Treatment	Grade	Sig
			Chemical form from 17/11 - 15/12/15 working days : 1 working days : 17 Absent day : 1 present days : 16.	<del>Rspr</del> <del>15/12/15</del>		
			III <sup>rd</sup> yr / II <sup>nd</sup> term working days : 11 Absent days : 2 Present days : 11 Assessment is given			<del>Rspr</del> <del>13/11/15</del>

Sr. No.	Date	Case No./yr.	Name of patient	Treatment	Grade	Sig
1.	30/11/16	45063	Subarna shah	ext <sup>n</sup> 1/1	}	Reckles
2.	30/11/16	45063	sabana shah	ext <sup>n</sup> 2/2		
3.	2/12/16	45420	Bhaktiben patel.	ext <sup>n</sup> 4/4		
4.	2/12/16	45420	Bhaktiben Patel	ext <sup>n</sup> 5/5	}	Jude
5.	2/12/16	45420	Bhaktiben patel	ext <sup>n</sup> 3/3		
6.	5/12/16	45110	Kanubhai Rajput	ext <sup>n</sup> 4/4		
7.	5/12/16	45110	Kanubhai Rajput	ext <sup>n</sup> 6/6	}	Reckles
8.	5/12/16	45110	Kanubhai Rajput	ext <sup>n</sup> 2/2		
9.	7/12/16	44970	Parabhben Parmar	ext <sup>n</sup> 1/1		
10.	7/12/16	44970	Parabhben Parmar	ext <sup>n</sup> 1/1	}	Reckles
11.	9/12/16	45230	Ramilaben	ext <sup>n</sup> 3/3		
12.	9/12/16	45231	Ramilaben	ext <sup>n</sup> 3/3		
13.	15/12/16	48132	vijaybhai chauhan	Ext <sup>n</sup> 6/6	}	Reckles
14.	15/12/16	48132	vijaybhai chauhan	ext <sup>n</sup> 7/7		
15.	19/12/16	48244	Ramjibhai Parmar	ext <sup>n</sup> 6/6		
16.	21/12/16	43204	merumaniha ansari	ext <sup>n</sup> 1/2	}	Reckles
17.	21/12/16	43204	merumaniha ansari	ext <sup>n</sup> 1/3		
18.	21/12/16	43204	merumaniha ansari	ext <sup>n</sup> 1/4		

Department \_\_\_\_\_

Sr No	Date	Case No./yr.	Name of patient	Treatment	Grade	Sig.
			<p>Total working days - 27</p> <p>present days - 27</p> <p>Absent days - 0</p>			
	22/12/16		<p>Assessment is given.</p>			
			<p>discussion / demonstration.</p>			
			<p>(1) suturing</p>			
			<p>(2) IANB, GP nerve block</p>			
			<p>(3) space infection.</p>			
			<p>(4) wiring (Ivy eyelet, each's arch bar)</p>			
			<p>(5) Disimpaction.</p>			
						

IV year / II<sup>nd</sup> term Exam 6/4/17 to 22/4/17

04

Department \_\_\_\_\_

Sr. No.	Date	Case No./yr.	Name of patient	Treatment	Grade	Sig
(19)	7/4/17	12346	shabana shekh	ext <sup>n</sup> 1		
(20)	8/4/17	13325	Aman parmar	ext <sup>n</sup> 7		
21	10/4/17	19345	Rameshbhai chauhan	ext <sup>n</sup> 7		
22	10/4/17	19275	Leelaben chandhy	ext <sup>n</sup> 12		
23	10/4/17	19275	Leelaben chandhy	ext <sup>n</sup> 3		
24	10/4/17	19275	Leelaben chandhy	ext <sup>n</sup> 3		
25	10/4/17	19275	Leelaben chandhy	ext <sup>n</sup> 4		
26	10/4/17	16376	Aarti parmar	ext <sup>n</sup> 15		
27	11/4/17	17352	Hareesh patel	ext <sup>n</sup> 5		
28	12/4/17	10042	Ambalal Gohil	ext <sup>n</sup> 4		
29	12/4/17	10042	Ambalal Gohil	ext <sup>n</sup> 5		
30	13/4/17	4532	sakina shekh	ext <sup>n</sup> 8		
31	13/4/17	4532	sakina shekh	ext <sup>n</sup> 6		
32	13/4/17	2349	mahendrabhai	ext <sup>n</sup> 6		
33	15/4/17	32162	Ramjibhai	ext <sup>n</sup> 3		
34	15/4/17	15312	Dadaraav	ext <sup>n</sup> 2		
35	15/4/17	15312	Dadaraav	ext <sup>n</sup> 3		
36	15/4/17	1632	vijaybhai chauhan	ext <sup>n</sup> 6		

Department \_\_\_\_\_

Sl No	Date	Case No. yr	Name of patient	Treatment	Grade	Slg
37	15/4/17	5679	Rakeshbhai	eat <sup>n</sup> 3/1		
38	15/4/17	10592	Rakeshbhai	eat <sup>n</sup> 3/1		
39	17/4/17	30352	Ramilaben parmar	eat <sup>n</sup> 1/1		
40	17/4/17	30352	Ramilaben parmar	eat <sup>n</sup> 1/2		
41	17/4/17	33132	Parulben Solanki	eat <sup>n</sup> 1/1		
42	17/4/17	33132	Parulben Solanki	eat <sup>n</sup> 4/1		
43	17/4/17	25675	Kantilal Parekh	eat <sup>n</sup> 7/1		
44	17/4/17	4113	Heena khatori	eat <sup>n</sup> 1/8		
45	20/4/17	13713	Ramilaben	eat <sup>n</sup> 1/1		
46	21/4/17	24319	shahenaybanu	eat <sup>n</sup> 1/8		
47	21/4/17	24319	shahenaybanu	eat <sup>n</sup> 1/7		
48	22/4/17	17134	Vipul chawla	eat <sup>n</sup> 1/30		
49	22/4/17	17134	Vipul chawla	eat <sup>n</sup> 1/6		
			Total working days - 13			
			Present days - 12			
			Absent days - 1			
	22/4/17		Assessment is given			

Department \_\_\_\_\_

Sig.

Sr. No.	Date	Case No./yr.	Name of patient	Treatment	Grade	Sig
1	12/2/18	20142	minakshi modi	ext <sup>n</sup> 16		
2	13/2/18	2892	Dipaben thakore	ext <sup>n</sup> 45		
3	14/2/18	19345	lalitaben Rajput	ext <sup>n</sup> 43		
4	14/2/18	4450	Copalsingh mina.	ext <sup>n</sup> 78		
5	16/2/18	4548	Alokaben Jadgeja	ext <sup>n</sup> 8		
6	21/2/18	2961	Sureshbhai Kobav	ext <sup>n</sup> 7		
7	21/2/18	5059	Riya Soni	ext <sup>n</sup> 78		
8	22/2/18	4143	vidhyaben karamchand	ext <sup>n</sup> 7		
9	22/2/18	5309	madhusen Jethva	ext <sup>n</sup> 24		
10	22/2/18	4292	Prakhlad parmar	ext <sup>n</sup> 7		
11	22/2/18	2798	Jamnaben pragopati	ext <sup>n</sup> alveolar		
12	23/2/18	4337	omurbhai solanki	ext <sup>n</sup> 43		
13	23/2/18	3835	Dipakbhai parmar	ext <sup>n</sup> 78		
14	23/2/18	4930	Rekhaben chauthan	ext <sup>n</sup> 11		
15	24/2/18	3103	Ravibhai Patari	ext <sup>n</sup> 5		
16	26/2/18	4741	shakarudal chauthan	ext <sup>n</sup> 2345		
17	26/2/18	3413	Roziyabai pathan	ext <sup>n</sup> 78		

Department \_\_\_\_\_

Sr. No.	Date	Case No./yr.	Name of patient	Treatment	Grade	Sig.
18	27/2/18	3412	Munavar shekh	ext <sup>n</sup> $\frac{1}{5}$	}	
19	27/2/18	2903	Tehmina ghehivala	ext <sup>n</sup> $\frac{8}{1}$		
20	27/2/18	4380	Ruhana shekh	ext <sup>n</sup> $\frac{1}{7}$		
21	27/2/18	6168	venkatesh kondi	ext <sup>n</sup> $\frac{6}{1}$		
22	27/2/18	6081	Pinad amin	ext <sup>n</sup> $\frac{1}{6+8}$		
23	27/2/18	3241	Rima solanki	ext <sup>n</sup> $\frac{1}{5}$		
24	28/2/18	5693	vandana harijan	ext <sup>n</sup> $\frac{8}{1}$		
25	28/2/18	6292	saraladewi negi	ext <sup>n</sup> $\frac{6}{1}$		
26	28/2/18	6337	sunita sharma	ext <sup>n</sup> $\frac{7+5}{1}$		
27	28/2/18	5513	Hetal pitroda	ext <sup>n</sup> $\frac{7}{1}$		
28	28/2/18	24577	Rina bhadowiya	ext <sup>n</sup> $\frac{1}{6}$		
29	1/3/18	5755	seema panawala	ext <sup>n</sup> $\frac{1}{8}$		
30	1/3/18	3813	kisutbhai vegad	ext <sup>n</sup> $\frac{1}{7}$		
31	1/3/18	6451	Bhavnaben Raval	ext <sup>n</sup> $\frac{1}{8}$		
32	1/3/18	6524	Dignaben Jetvat	ext <sup>n</sup> $\frac{1}{7}$		
33	3/3/18	5721	Nikhil sathwara	ext <sup>n</sup> $\frac{1}{8}$		
34	5/3/18	6662	Amandbhai patel	ext <sup>n</sup> $\frac{1}{1}$		
35	5/3/18	6561	Moni Ray	ext <sup>n</sup> $\frac{1}{8}$		

Department \_\_\_\_\_

Sr. No.	Date	Case No./yr.	Name of patient	Treatment	Grade	Sig
36	5/3/18	42881	yashoda dangour	eat <sup>n</sup> 8		
37	5/3/18	5394	yasmin pathan	eat <sup>n</sup> 8		
38	6/3/18	6932	Jayaben Sompuru	eat <sup>n</sup> 8		
39	6/3/18	6950	babubhai vaghela	eat <sup>n</sup> 8		
40	6/3/18	6502	Savitaben Rawat	eat <sup>n</sup> 4		
41	6/3/18	6963	Karansingh	eat <sup>n</sup> 854		
42	6/3/18	6998	Hetal Parmar	eat <sup>n</sup> 6		
43	6/3/18	537	suman chotvar	eat <sup>n</sup> 8		
44	7/3/18	7170	Baldevsingh Jadhav	eat <sup>n</sup> 67		
45	7/3/18	5029	Kaushmakant kadkiya	eat <sup>n</sup> 7		
46	7/3/18	3112	Hasambhai mansuri	eat <sup>n</sup> 765		
47	7/3/18	4255	lataben Poojapati	eat <sup>n</sup> 6		
48	7/3/18	7081	Narashbhai Patel	eat <sup>n</sup> 65		
49	8/3/18	7168	Premilaben solanki	eat <sup>n</sup> 8		
50	8/3/18	4175	Poojulaben Poojapati	eat <sup>n</sup> 8		
51	8/3/18	6880	Harashbhai Soni	eat <sup>n</sup> 6		
52	8/3/18	6852	sharichand Tejvani	eat <sup>n</sup> 4		
53	8/3/18	7560	Sonalben Rana	eat <sup>n</sup> 8		

Sl No	Date	Case No. / yr.	Name of patient	Treatment	Grade	Sign
54	8/3/18	4833	Musharat Pathan	pat <sup>n</sup> / 5		
55	8/3/18	36464	Renu Bhadoiya	pat <sup>n</sup> / 78		
56	8/3/18	7378	Samim mansuri	pat <sup>n</sup> / 8		
57	12/3/18	7689	Dharmendra Jain	pat <sup>n</sup> / 8		
58	12/3/18	7891	Premod padhan	pat <sup>n</sup> / 8		
59	12/3/18	7571	Poonam Rajput	pat <sup>n</sup> / 8		
60	12/3/18	6685	Aarna Parmar	pat <sup>n</sup> / 8		
61	13/3/18	78 <sup>57</sup>	Rajshree Sharma	pat <sup>n</sup> / 8		
62	13/3/18	7746	Tejabhai Rajput	pat <sup>n</sup> / 21		
63	13/3/18	6751	Rashaben meman	pat <sup>n</sup> / 7		
64	13/3/18	26100	lakshmi ben sharmali	pat <sup>n</sup> / 2		
65	13/3/18	41451	shankarji gahil	pat <sup>n</sup> / 8		
66	13/3/18	7617	<del>Atika</del> Thakkar.	pat <sup>n</sup> / 8		
67	22/3/18	9586	Saru parikh	pat <sup>n</sup> / 6		
68	23/3/18	8849	shyambal bind	pat <sup>n</sup> / 28		
69	24/3/18	9489	Hasmukh Parthi	pat <sup>n</sup> / 1		
70	29/3/18	9931	sureshkrumar patel	pat <sup>n</sup> / 1		
71	5/4/18	10489	Dineshbhai patel	pat <sup>n</sup> / 7		

Sr. No	Date	Case No./yr.	Name of patient	Treatment	Grade	Sig
72	5/4/18	2563	varshaben patel	ext <sup>n</sup> 78		
73	5/4/18	10630	Kirdashbani miorza	ext <sup>n</sup> 8		
74	6/4/18	2682	manita pangjapati	ext <sup>n</sup> 56		
75	6/4/18	10946	Kailashben sisoelija	ext <sup>n</sup> 7		
76	6/4/18	4272	Sonal khodva	ext <sup>n</sup> 56		
77	7/4/18	2960	Karim patni	ext <sup>n</sup> 7		
78	9/4/18	9221	Vasudev Kari	ext <sup>n</sup> 7		
79	10/4/18	10910	Mukesh parmar	ext <sup>n</sup> 7		

- Total no of extraction - 79

- Alveoloplasty - 3

Disimpaction assisted - 4

Preprosthetic surgery assisted - 1

Arch bar & loop wiring assisted - 2

Sl No	Date	Case No. / yr	Name of patient	Treatment	Grade	Sig
-------	------	---------------	-----------------	-----------	-------	-----

OT attended.

(1) sandip - Dentigerous cyst.

(2) payal - cementifying fibroma.

ward duty for oral surgery  
has been completed for 15 days.

[From 14/3 '18 to 28/3 '18]

~~Signature~~

Sr. No.	Date	Case No./yr.	Name of patient	Treatment	Grade	Sig
---------	------	--------------	-----------------	-----------	-------	-----

This is to certify that Koutavi Desai has successfully completed the internship training from 12/12/18 to 11/14/19 at our oral surgery department. She has performed her duties very sincerely and regularly. This has been noted in her clinical record book as well. This is compliance with the rules and regulation of the Gujarat University. There are no dues against her from our department.

present days - 55 days.


Absent days - 4 days.

Total days - 59


Professor & Head of Department

*[Signature]*  
16/1/19

Department Dentistry (Bhavnagar)

Sr. No.	Date	Case No./yr.	Name of patient	Treatment	Grade	Sig.
CERTIFICATE.						
<p>This is to certify that Kambasvi Desai successfully completed the internship training (Periphery duties) from 12/6/18 to 11/8/18 at department of dentistry, Sir T. General Hospital, Bhavnagar. She has performed her duties very sincerely &amp; regularly. This has been noted in her clinical record book as well this is in compliance with the rules &amp; regulations of Gujarat University. There are no dues against her from our department.</p>						
-I/c				 Dr. J. J. Desai		
				Professor &		
				Head of the Department.		
				ASSISTANT PROFESSOR DEPT. OF DENTISTRY MEDICAL COLLEGE, SIR T HOSPITAL CAMPUS BHAVNAGAR		



Sr. No.	Date	Case No./yr.	Name of patient	Treatment	Grade	Sig.
<u>CERTIFICATE</u>						
<p>This is to certify that <u>Desai Kavitavi S</u> has successfully completed the internship training from <u>27/11/17</u> to <u>11/12/17</u> at our <u>oral pathology</u> department. she has performed her duties very sincerely and regularly. This has been noted in her clinical record book as well. This is compliance with the rules and regulation of the <u>gujarat</u> university. There are no dues against her from our department.</p>						
Present days - 15						
Absent days - 0.						
 <u>04/01/2018</u>						
signature - <b>Dr. JYOTI G. CHAVHAN</b> M.D.S. Professor and head of ORAL DENTAL PATHOLOGY GOVT. DENTAL COLLEGE & HOSPITAL Ahmedabad-380 011 the department						

Sr. No.	Date	Case No./yr.	Name of patient	Treatment	Grade	Sig.
---------	------	--------------	-----------------	-----------	-------	------

CERTIFICATE

This is to certify that Desai Kuntasvi S has successfully completed the internship training from 27/11/17 to 11/12/17 at our oral pathology department. she has performed her duties very sincerely and regularly. This has been noted in her clinical record book as well.

This is compliance with the rules and regulation of the gujarat university. There are no dues against her from our department.

Present days - 15

Absent days - 0.

Dr. JYOTI G. CHAWDA

M.D.S.

Professor and head of

ORAL DENTAL PATHOLOGY

GOVT. DENTAL COLLEGE & HOSPITAL


Ahmedabad-380 011

Signature

01/01/2018

the department

Department Pedodontia

Sr. No.	Date	Case No./yr.	Name of patient	Treatment	Grade	Sig
<p>This is to certify that Desai Kautasvi S. has successfully completed the internship training from 12/12/2017 to 11/1/2018 at our pedodontia department. She performed her duties very sincerely and regularly. This has been noted in her clinical record book as well. This is compliance with the rules and regulation of Gujarat University. There are no dues against her from our department.</p>						
<p>Present days - 31 Days Absent days - 0.</p>						
<p style="text-align: right;">   <b>Dr. Shantanu R. Choudhari (M.D.S.)</b>            Professor and Head            Department of Pedodontia            Govt. Dental College &amp; Hospital            AHMEDABAD            professor and head of            the department.         </p>						



Sr. No.	Date	Case No./yr.	Name of patient	Treatment	Grade	Sig.
---------	------	--------------	-----------------	-----------	-------	------

Journal is completed









Kapil

Janki Shah

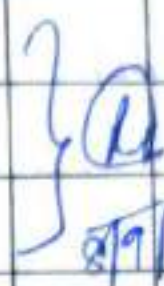




DR. JANKI SHAH M.D.S.  
Asst. Prof. in Dept. of  
Community Dentistry  
G.D.C.&H. Ahmedabad

Department Public Health Dentistry

Sr. No.	Date	Case No./yr.	Name of patient	Treatment	Grade	Sig.
<p>This is to certify that Desai Kanchan S has successfully completed the internship training from 12/5/18 to 11/6/18 at our public health dentistry department. She performed her duties very sincerely and regularly. This has been noted in her clinical record book as well. This is compliance with the rules and regulation of Gujarat University. There are no dues against her from our department.</p>						
<p>present days - 29 DAYS</p>						
<p>Absent days - 2 DAY (12/5/18)</p>						
<p><i>[Signature]</i></p>			<p><i>[Signature]</i> and head of the department.</p>			

Sr. No.	Date	Case No./yr.	Name of patient	Treatment	Grade	Sig
1.	5/11/15		Straightening of 21 G wire of 6 inch			
2.	17/12/15		2" equilateral triangle form			
			6" straight wire of 21 Gauge.			
3.	25/2/16		construction of circle which fits in equilateral triangle form			
			21 gauge wire of			
			21 Gauge.			
4.	30/8/16		construction of C' clasp with 21 Gauge wire is done.			
5.	3/9/16		construction of 'U' clasp with 21 Gauge wire is done.			
				3/09/16		

Department \_\_\_\_\_

Sl. No.	Date	Case No./yr.	Name of patient	Treatment	Grade	Sig
6	8/9/16		construction of Arrowhead part-I from 21 Gauge wire is done.			 8/9/16
7	8/9/16		construction of Arrowhead part-II from 21 Gauge wire is done.			 8/9/16
8	9/9/16		construction of Adams clasp from 21 Gauge wire is done.			 9/9/16
	10/9/16		Assesment is given.			 9/10/16 Lahri
9	8/2/17		construction of U Loop canine retractor from 23 Gauge wire is done.			 8/2/17

Sr. No.	Date	Case No./yr.	Name of patient	Treatment	Grade	Sig.
10	9/2/17			construction of helical canine retractor from 21 gauge wire is done.		9/2/17
11	10/2/17			construction of finger spring for mesial movement of 11 from 21 gauge wire is done.		10/2/17
12	11/2/17			construction of 2 spring from 21 gauge wire is done.		11/2/17
13	13/2/17			construction of labial bow (short, medium, long) from 21 <sup>gauge</sup> wire <sup>is</sup> done.		14/2/2017
	15/2/17			Assessment is given on 15/2/17		14/2/2017
				View of 7/10		
				Reaction of 7/10		

Dr. Falguni Bhatta  
 Professor & Head,  
 Department of Orthodontics,  
 Govt. Dental College & Hospital,  
 Ahmedabad-380 015

Department Orthodontia

Sr. No.	Date	Sr. No.	Date	Case No./yr.	Name of patient	Treatment	Grade
6	8/1				<u>CERTIFICATE</u>		
7	8/1				This is to certify that Desai Kavitayam S has successfully completed the internship training from 12/8/18 to 11/9/18 at our Orthodontia department. She has performed her duties very successfully and regularly. This has been noted in her clinical record book as well. This is in compliance with the rules and regulation of the Gujarat University. There are no dues against her from our department.		
8	9/1				Present Days - 29 1/2 Days (12/8/18 to 11/9/18) Absent Days - <u>1 1/2</u> Days. I/c Perme 11/9/18 1 Day - 29/8/18 1/2 Day - 8/9/18		

**DR. BENUKA PATEL**  
 M.D.S. (ORTHO)  
 ASSISTANT PROFESSOR  
 DEPARTMENT OF ORTHODONTIA  
 GOVT. DENTAL COLLEGE & HOSPITAL  
 AHMEDABAD 380 018

Sr. No.	Date	Topic	Mode of Lecture	Staff Name
1	01-07-21	INTRODUCTION	PPT PRESENTATION	DR. SWATI GOYAL
2	01-21-21	GROWTH	PPT PRESENTATION	DR. SWATI GOYAL
3	01-28-21	INTERCEPTIVE ORTHODONTICS	PPT PRESENTATION	DR. SWATI GOYAL
4	04/02//2021	DEVELOPMENT OF DENTITION	PPT PRESENTATION	DR. SWATI GOYAL
5	02-11-21	DEVELOPMENT OF DENTITION	PPT PRESENTATION	DR. SWATI GOYAL
6	02-18-21	CHILD PSYCHOLOGY AND BEHAVIOUR MANAGEMENT	PPT PRESENTATION	DR. SHANTANU CHOUDHARI
7	02-25-21	CHILD PSYCHOLOGY AND BEHAVIOUR MANAGEMENT	PPT PRESENTATION	DR. SHANTANU CHOUDHARI
8	03-04-21	CHILD PSYCHOLOGY AND BEHAVIOUR MANAGEMENT	PPT PRESENTATION	DR. SWATI GOYAL
9	03-18-21	CHILD PSYCHOLOGY AND BEHAVIOUR MANAGEMENT	PPT PRESENTATION	DR. SWATI GOYAL
10	03-25-21	EARLY CHILDHOOD CARIES	PPT PRESENTATION	DR. PURVA BUTALA
11	04-08-21	EARLY CHILDHOOD CARIES	PPT PRESENTATION	DR. PURVA BUTALA
12	04-15-21	PEDIATRIC ENDODONTICS	PPT PRESENTATION	DR. SHANTANU CHOUDHARI
13	04-22-21	PEDIATRIC ENDODONTICS	PPT PRESENTATION	DR. SHANTANU CHOUDHARI
14	04-29-21	PEDIATRIC ENDODONTICS	PPT PRESENTATION	DR. SHANTANU CHOUDHARI
15	05-05-21	pharmacological management	PPT PRESENTATION	DR. SHANTANU CHOUDHARI
16	05-12-21	pharmacological management	PPT PRESENTATION	DR. SHANTANU CHOUDHARI
17	19//5/2021	CAVITY PREPARATION	PPT PRESENTATION	DR. SHANTANU CHOUDHARI
18	05-26-21	CAVITY PREPARATION	PPT PRESENTATION	DR. SHANTANU CHOUDHARI
19	06-02-21	RESTORATIVE MATERIALS	PPT PRESENTATION	DR. SHANTANU CHOUDHARI
20	06-09-21	RESTORATIVE MATERIALS	PPT PRESENTATION	DR. PURVA BUTALA
21	16.6.21	SPACE MANAGEMENT	PPT PRESENTATION	DR. SHANTANU CHOUDHARI
22	23.6.21	SPACE MANAGEMENT	PPT PRESENTATION	DR. PURVA BUTALA
23	30.06.21	MEDICALLY COMPROMISED PATIENT MANAGEMENT REVISION	PPT PRESENTATION	DR. PURVA BUTALA
24	8.7.21	MEDICALLY COMPROMISED PATIENT MANAGEMENT REVISION	PPT PRESENTATION	DR. SHANTANU CHOUDHARI
25	15.7.21	REVISION	PPT PRESENTATION	DR. PURVA BUTALA
26	22.7.21	REVISION	PPT PRESENTATION	DR. SHANTANU CHOUDHARI
27	29.7.21	behavior management	PPT PRESENTATION	DR. PURVA BUTALA
28	08-05-21	behavior management	PPT PRESENTATION	DR. PURVA BUTALA
31	08-12-21	behavior management	PPT PRESENTATION	DR. SHANTANU CHOUDHARI
32	08-19-21	stainless steel crowns	PPT PRESENTATION	DR. PURVA BUTALA
33	08-26-21	stainless steel crowns	PPT PRESENTATION	DR. PURVA BUTALA
34	10-07-21	stainless steel crowns	PPT PRESENTATION	DR. PURVA BUTALA
35	10-14-21	restorative dentistry	PPT PRESENTATION	DR. PURVA BUTALA
36	10-21-21	pit and fissure sealants	PPT PRESENTATION	DR. PURVA BUTALA
37	10-28-21	infant oral health	PPT PRESENTATION	DR. SHANTANU CHOUDHARI
38	11-11-21	revision	PPT PRESENTATION	DR. PURVA BUTALA
41	11-18-21	revision	PPT PRESENTATION	DR. SHANTANU CHOUDHARI
42	11-25-21	revision	PPT PRESENTATION	DR. SHANTANU CHOUDHARI
43	12-02-21	MINOR ORAL SURGICAL PROCEDURES	PPT PRESENTATION	DR. PURVA BUTALA
44	12-09-21	MINOR ORAL SURGICAL PROCEDURES	PPT PRESENTATION	DR. PURVA BUTALA
45	12-16-21	MINOR ORAL SURGICAL PROCEDURES	PPT PRESENTATION	DR. PURVA BUTALA
46	12-23-21	MINOR ORAL SURGICAL PROCEDURES	PPT PRESENTATION	DR. PURVA BUTALA
47	12-30-21	Conscious sedation	PPT PRESENTATION	DR. SHANTANU CHOUDHARI
48	01-06-22	Conscious sedation	PPT PRESENTATION	DR. PURVA BUTALA
50	01-13-22	Conscious sedation	PPT PRESENTATION	DR. PURVA BUTALA
51	01-20-22	Diet counselling	PPT PRESENTATION	DR. SHANTANU CHOUDHARI
52	27-01-2022	FLUORIDE	PPT PRESENTATION	DR. SHANTANU CHOUDHARI
53	02-03-22	FLUORIDE	PPT PRESENTATION	DR. PURVA BUTALA
54	02-10-22	FLUORIDE	PPT PRESENTATION	DR. PURVA BUTALA
55	02-17-22	TRAUMA IN PEDIATRIC DENTISTRY	PPT PRESENTATION	DR. PURVA BUTALA
56	02-24-22	TRAUMA IN PEDIATRIC DENTISTRY	PPT PRESENTATION	DR. PURVA BUTALA
57	03-03-22	MINOR ORAL SURGICAL PROCEDURES	PPT PRESENTATION	DR. PURVA BUTALA
58	03-10-22	CHILD PSYCHOLOGY AND BEHAVIOUR MANAGEMENT REVISION	PPT PRESENTATION	DR. SHANTANU CHOUDHARI
59	03-17-22	PEDIATRIC ENDODONTICS REVISION	PPT PRESENTATION	DR. SHANTANU CHOUDHARI
60	03-24-22	MEDICALLY COMPROMISED PATIENT MANAGEMENT REVISION	PPT PRESENTATION	DR. PURVA BUTALA
63	03-31-22	FLUORIDE revision	PPT PRESENTATION	DR. PURVA BUTALA
64	04-28-22	revision	PPT PRESENTATION	DR. PURVA BUTALA
65	05-05-22	revision	PPT PRESENTATION	DR. SHANTANU CHOUDHARI
66	05-12-22	revision	PPT PRESENTATION	DR. PURVA BUTALA
67	05-19-22	revision	PPT PRESENTATION	DR. SHANTANU CHOUDHARI
68	05-26-22	revision	PPT PRESENTATION	DR. PURVA BUTALA

Sr. No.	Date	Topic	Mode of Lecture	Staff Name
1	01-02-20	PREVENTIVE PEDIATRIC DENTISTRY	PPT PRESENTATION	DR. SWATI GOYAL
2	01-09-20	SERIAL EXTRACTIONS	PPT PRESENTATION	DR. SWATI GOYAL
3	01-16-20	GROWTH	PPT PRESENTATION	DR. SWATI GOYAL
4	01-23-20	INTERCEPTIVE ORTHODONTICS	PPT PRESENTATION	DR. SHANTANU CHOUDHARI
5	01-30-20	DEVELOPMENT OF DENTITION	PPT PRESENTATION	DR. SWATI GOYAL
6	02-06-20	DEVELOPMENT OF DENTITION	PPT PRESENTATION	DR. SHANTANU CHOUDHARI
7	02-13-20	CHILD PSYCHOLOGY AND BEHAVIOUR MANAGEMENT	PPT PRESENTATION	DR. SHANTANU CHOUDHARI
8	02-20-20	CHILD PSYCHOLOGY AND BEHAVIOUR MANAGEMENT	PPT PRESENTATION	DR. SHANTANU CHOUDHARI
9	02-27-20	CHILD PSYCHOLOGY AND BEHAVIOUR MANAGEMENT	PPT PRESENTATION	DR. SHANTANU CHOUDHARI
10	07-02-20	REVISION	PPT PRESENTATION	DR. SWATI GOYAL
11	07-09-20	PEDIATRIC ENDODONTICS	PPT PRESENTATION	DR. SWATI GOYAL
12	07-16-20	PEDIATRIC ENDODONTICS	PPT PRESENTATION	DR. SWATI GOYAL
13	07-23-20	STAINLESS STEEL CROWN	PPT PRESENTATION	DR. SHANTANU CHOUDHARI
14	07-30-20	STAINLESS STEEL CROWN	PPT PRESENTATION	DR. SHANTANU CHOUDHARI
15	08-06-20	EARLY CHILDHOOD CARIES	PPT PRESENTATION	DR. SWATI GOYAL
16	08-13-20	EARLY CHILDHOOD CARIES	PPT PRESENTATION	DR. SWATI GOYAL
17	08-20-20	REVISION	PPT PRESENTATION	DR. SHANTANU CHOUDHARI
18	08-27-20	REVISION	PPT PRESENTATION	DR. SWATI GOYAL

Sr. No.	Date	Topic	Mode of Lecture	Staff Name
1	01-03-19	GROWTH	PPT PRESENTATION	DR. SWATI GOYAL
2	01-10-19	INTERCEPTIVE ORTHODONTICS	PPT PRESENTATION	DR. SHANTANU CHOUDHARI
3	01-17-19	DEVELOPMENT OF DENTITION	PPT PRESENTATION	DR. SHANTANU CHOUDHARI
4	01-24-19	DEVELOPMENT OF DENTITION	PPT PRESENTATION	DR. SHANTANU CHOUDHARI
5	01-31-19	CHILD PSYCHOLOGY AND BEHAVIOUR MANAGEMENT	PPT PRESENTATION	DR. SHANTANU CHOUDHARI
6	02-07-19	CHILD PSYCHOLOGY AND BEHAVIOUR MANAGEMENT	PPT PRESENTATION	DR. SHANTANU CHOUDHARI
7	02-14-19	CHILD PSYCHOLOGY AND BEHAVIOUR MANAGEMENT	PPT PRESENTATION	DR. SHANTANU CHOUDHARI
8	02-21-19	CHILD PSYCHOLOGY AND BEHAVIOUR MANAGEMENT	PPT PRESENTATION	DR. SHANTANU CHOUDHARI
9	02-28-19	EARLY CHILDHOOD CARIES	PPT PRESENTATION	DR. SWATI GOYAL
10	03-07-19	EARLY CHILDHOOD CARIES	PPT PRESENTATION	DR. SWATI GOYAL
11	03-14-19	PEDIATRIC ENDODONTICS	PPT PRESENTATION	DR. SWATI GOYAL
12	03-21-19	PEDIATRIC ENDODONTICS	PPT PRESENTATION	DR. SWATI GOYAL
13	03-28-19	PEDIATRIC ENDODONTICS	PPT PRESENTATION	DR. SWATI GOYAL
14	04-04-19	STAINLESS STEEL CROWN	PPT PRESENTATION	DR. SWATI GOYAL
15	04-11-19	FLUORIDE	PPT PRESENTATION	DR. SHANTANU CHOUDHARI
16	04-18-19	FLUORIDE	PPT PRESENTATION	DR. SHANTANU CHOUDHARI
17	04-25-19	TRAUMA IN PEDIATRIC DENTISTRY	PPT PRESENTATION	DR. SWATI GOYAL
18	05-02-19	TRAUMA IN PEDIATRIC DENTISTRY	PPT PRESENTATION	DR. SHANTANU CHOUDHARI
19	05-09-19	MINOR ORAL SURGICAL PROCEDURES	PPT PRESENTATION	DR. SHANTANU CHOUDHARI
20	05-16-19	CHILD PSYCHOLOGY AND BEHAVIOUR MANAGEMENT RE	PPT PRESENTATION	DR. SHANTANU CHOUDHARI
21	05-23-19	PEDIATRIC ENDODONTICS REVISION	PPT PRESENTATION	DR. SHANTANU CHOUDHARI
22	05-30-19	REVISION	PPT PRESENTATION	
23	6-Jun	REVISION	PPT PRESENTATION	
24	06-13-19	REVISION	PPT PRESENTATION	
25	06-20-19	REVISION	PPT PRESENTATION	
26	06-27-19	TRAUMA IN PEDIATRIC DENTISTRY REVISION	PPT PRESENTATION	
27	07-04-19	TRAUMA IN PEDIATRIC DENTISTRY REVISION	PPT PRESENTATION	DR. SHANTANU CHOUDHARI
28	07-11-19	RESTORATIVE DENTISTRY	PPT PRESENTATION	
29	07-18-19	RESTORATIVE DENTISTRY	PPT PRESENTATION	
30	07-25-19	RESTORATIVE DENTISTRY	PPT PRESENTATION	
31	08-01-19	STAINLESS STEEL CROWN	PPT PRESENTATION	
32	08-08-19	STAINLESS STEEL CROWN	PPT PRESENTATION	
33	08-22-19	GINGIVAL AND PERIODONTAL DISEASES	PPT PRESENTATION	
34	08-29-19	GINGIVAL AND PERIODONTAL DISEASES	PPT PRESENTATION	
35	09-05-19	GINGIVAL AND PERIODONTAL DISEASES	PPT PRESENTATION	
36	09-12-19	REVISION	PPT PRESENTATION	
37	09-19-19	REVISION	PPT PRESENTATION	
38	09-26-19	REVISION	PPT PRESENTATION	
39	10-03-19	REVISION	PPT PRESENTATION	
40	10-10-19	CASE HISTORY	PPT PRESENTATION	
41	10-17-19	CASE HISTORY	PPT PRESENTATION	
42	10-31-19	DIAGNOSTIC AIDS	PPT PRESENTATION	
43	11-21-19	DIAGNOSTIC AIDS	PPT PRESENTATION	
44	11-28-19	DIAGNOSTIC AIDS	PPT PRESENTATION	
45	12-05-19	REVISION	PPT PRESENTATION	
46	12-12-19	REVISION	PPT PRESENTATION	
47	12-19-19	REVISION	PPT PRESENTATION	

Sr. No.	Date	Topic	Mode of Lecture	Staff Name
1	06-07-18	HABITS AND ITS MANAGEMENT	PPT PRESENTATION	DR. SHANTANU CHOUDHARI
2	06-14-18	HABITS AND ITS MANAGEMENT	PPT PRESENTATION	DR. SHANTANU CHOUDHARI
3	06-21-18	HABITS AND ITS MANAGEMENT	PPT PRESENTATION	DR. SHANTANU CHOUDHARI
4	06-28-18	SPACE MAINTAINERS	PPT PRESENTATION	DR. SWATI GOYAL
5	07-05-18	preventive and interceptive orthodontics	PPT PRESENTATION	DR. SWATI GOYAL
6	07-12-18	preventive and interceptive orthodontics	PPT PRESENTATION	DR. SHANTANU CHOUDHARI
7	07-19-18	CASE HISTORY	PPT PRESENTATION	DR. SWATI GOYAL
8	07-26-18	CASE HISTORY	PPT PRESENTATION	DR. SWATI GOYAL
9	08-02-18	CASE HISTORY	PPT PRESENTATION	DR. SWATI GOYAL
10	08-09-18	REVISION	PPT PRESENTATION	DR. SWATI GOYAL
11	08-16-18	REVISION	PPT PRESENTATION	DR. SHANTANU CHOUDHARI
12	08-23-18	BEHAVIOUR OF CHILD THEORIES	PPT PRESENTATION	DR. SHANTANU CHOUDHARI
13	08-30-18	BEHAVIOUR OF CHILD THEORIES	PPT PRESENTATION	DR. SHANTANU CHOUDHARI
14	09-20-18	child abuse and neglect	PPT PRESENTATION	DR. SHANTANU CHOUDHARI
15	09-27-18	child abuse and neglect	PPT PRESENTATION	DR. SHANTANU CHOUDHARI
16	10-04-18	PEDIATRIC ENDODONTICS REVISION	PPT PRESENTATION	DR. SWATI GOYAL
17	10-18-18	TRAUMA IN PEDIATRIC DENTISTRY REVISION	PPT PRESENTATION	DR. SWATI GOYAL
18	10-25-18	MEDICALLY COMPROMISED PATIENT MANAGEMENT	PPT PRESENTATION	DR. SWATI GOYAL
19	12-06-18	SPACE MAINTAINERS	PPT PRESENTATION	DR. SWATI GOYAL
20	12-13-18	SPACE MAINTAINERS	PPT PRESENTATION	DR. SWATI GOYAL
21	12-20-18	REVISION	PPT PRESENTATION	DR. SWATI GOYAL

Sr. No.	Date	Topic	Mode of Lecture	Staff Name
1	09-07-17	CHILD PSYCHOLOGY AND BEHAVIOUR MANAGEMENT	PPT PRESENTATION	DR. SHANTANU CHOUDHARI
2	14/09/2017	EARLY CHILDHOOD CARIES	PPT PRESENTATION	DR. SWATI GOYAL
3	21/09/2017	EARLY CHILDHOOD CARIES	PPT PRESENTATION	DR. SWATI GOYAL
4	28/09/2017	PEDIATRIC ENDODONTICS	PPT PRESENTATION	DR. SWATI GOYAL
5	10-05-17	PEDIATRIC ENDODONTICS	PPT PRESENTATION	DR. SWATI GOYAL
6	10-12-17	PEDIATRIC ENDODONTICS	PPT PRESENTATION	DR. SWATI GOYAL
7	10-19-17	STAINLESS STEEL CROWN	PPT PRESENTATION	DR. SWATI GOYAL
8	11-07-17	FLUORIDE	PPT PRESENTATION	DR. SWATI GOYAL
9	11-14-17	FLUORIDE	PPT PRESENTATION	DR. SWATI GOYAL
10	21/11/2017	HABITS AND ITS MANAGEMENT	PPT PRESENTATION	DR. SWATI GOYAL
11	30/11/2017	HABITS AND ITS MANAGEMENT	PPT PRESENTATION	DR. SWATI GOYAL
12	07-12-17	HABITS AND ITS MANAGEMENT	PPT PRESENTATION	DR. SWATI GOYAL
13	14/12/2017	PREVENTIVE PEDIATRIC DENTISTRY	PPT PRESENTATION	DR. SWATI GOYAL
14	21/12/2017	SERIAL EXTRACTIONS	PPT PRESENTATION	DR. SWATI GOYAL
15	01-04-18	TRAUMA IN PEDIATRIC DENTISTRY	PPT PRESENTATION	DR. SHANTANU CHOUDHARI
16	25/01/2018	TRAUMA IN PEDIATRIC DENTISTRY	PPT PRESENTATION	DR. SHANTANU CHOUDHARI
17	02-08-18	MINOR ORAL SURGICAL PROCEDURES	PPT PRESENTATION	DR. SHANTANU CHOUDHARI
18	15-Feb	CHILD PSYCHOLOGY AND BEHAVIOUR MANAGEMENT RE	PPT PRESENTATION	DR. SHANTANU CHOUDHARI
19	22/02/2018	PEDIATRIC ENDODONTICS REVISION	PPT PRESENTATION	DR. SWATI GOYAL
20	03-08-18	TRAUMA IN PEDIATRIC DENTISTRY REVISION	PPT PRESENTATION	DR. SWATI GOYAL
21	15/03/2018	MEDICALLY COMPROMISED PATIENT MANAGEMENT	PPT PRESENTATION	DR. SWATI GOYAL
22	22/03/2018	SPACE MAINTAINERS	PPT PRESENTATION	DR. SWATI GOYAL
23	29/03/2018	SPACE MAINTAINERS	PPT PRESENTATION	DR. SWATI GOYAL
24	04-05-18	REVISION	PPT PRESENTATION	DR. SWATI GOYAL
25	04-12-18	REVISION	PPT PRESENTATION	DR. SHANTANU CHOUDHARI
26	04-19-18	REVISION	PPT PRESENTATION	DR. SHANTANU CHOUDHARI
27	04-26-18	REVISION	PPT PRESENTATION	DR. SHANTANU CHOUDHARI
28	05-03-18	REVISION	PPT PRESENTATION	DR. SHANTANU CHOUDHARI
29	05-10-18	GINGIVAL DISEASES	PPT PRESENTATION	DR. SHANTANU CHOUDHARI
30	05-17-18	GINGIVAL DISEASES	PPT PRESENTATION	DR. SHANTANU CHOUDHARI
31	05-24-18	GINGIVAL DISEASES	PPT PRESENTATION	DR. SHANTANU CHOUDHARI
32	05-31-18	REVISION	PPT PRESENTATION	DR. SHANTANU CHOUDHARI



# Government Dental College & Hospital

AHMEDABAD-380016.



## Department of Pedodontics And Preventive Dentistry



### CLINICAL RECORD BOOK FOR THIRD AND FOURTH YEAR B.D.S.



Name : Dheuti Shah

Year : IV<sup>th</sup> Batch : \_\_\_\_\_ Roll No : 91

Contact No. : \_\_\_\_\_

# GOVT. DENTAL COLLEGE & HOSPITAL

AHMEDABAD-380016.



Department of Pedodontics and  
Preventive Dentistry

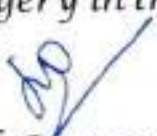


## CERTIFICATE

This is to Certified that

Mr./Miss Shah Dhruvi K.

has satisfactorily completed the course of Pedodontics and Preventive dentistry, according to the regulations of Govt. Dental College & Hospital, Ahmedabad for the course of Bachelor of Dental Surgery in the year 2018 - 2019

  
Head Of Department

  
Staff In-charge

Date: 24/7/2019

Sr. No	Year	Term	Clinical Posting			Lectures		Total Attendance	% of Attendance
			Duration	Attendance	Sign	Attendance	Sign		
1	Third	1 <sup>st</sup>	20/8/17 to 23/9/17	9 1/2 /10	<del>20/8/17</del> 22/9/17				
2		2 <sup>nd</sup>	14/2/18 to 28/2/18	4 /10	<del>20/8/17</del> 28/2/18				
3	Fourth	1 <sup>st</sup>	17/12/18 to 31/12/18	8 /10	<del>20/8/17</del> 31/12/18				
4		2 <sup>nd</sup>	24/4/19 to 1/5/19	8 1/2 /10	<del>20/8/17</del> 1/5/19				

Staff In-charge

# WORK SUMMARY

SR. No.	PROCEDURE	THIRD YEAR		FOURTH YEAR		TOTAL
		1 <sup>ST</sup> TERM	2 <sup>ND</sup> TERM	1 <sup>ST</sup> TERM	2 <sup>ND</sup> TERM	
1.	Case History	-	-	1	1	
2.	GIC Restoration	1	-	5	2	
3.	Silver Amalgam Restoration	-	-	-	-	
4.	Oral Prophylaxis	-	-	-	-	
5.	Tooth Bleaching	-	-	-	-	
6.	Extraction	-	-	-	-	
7.	Topical Fluoride Application	-	-	-	-	
8.	Pit & Fissure Sealant	-	-	-	-	
9.	Discussions Taken	4	2 (Que - Ans)	1	3	
10.	Discussions Attended	3	2	1	2	
11.	Other	Model work	-	-	-	
12.	Sign	<del>28/12/17</del> 23/9/17	<del>28/12/18</del> 28/12/18	<del>31/12/18</del> 31/12/18	<del>31/12/18</del> 1/5/19	

Staff In-charge

## TERM ENDING ASSESSMENT REPORT

Sr. No.	Year	Term	Marks Obtained		Sign	Total Marks	%
			History	Theory Viva			
1	Third	1 <sup>st</sup>	—	4/10	<del>Signature</del> 21/9/27		
2		2 <sup>nd</sup>	—	4/10	<del>Signature</del> 22/9/28		
3	Fourth	1 <sup>st</sup>	5/10	5/10	<del>Signature</del> 21/9/27		
4		2 <sup>nd</sup>	7/10	6/10	<del>Signature</del> 21/9/27		

*Staff In-charge*

## History-1

### \*General information:-

Reg. No:- 44861

Name:- Mohamad Hatwi

Age:- 7 years

sex:- Male

School & Standard:- Jamali School, HKG.

Address:- Kutun mil char nasta, Sasra P. Ur, Ahmedabad.

Mother Tongue:- Gujarati.

Name of the Parent:- Tasnim

Relationship with Guardian:- Mother

Source of information:- Himself & mother

### Chief complaint:-

→ Pt complains of decayed teeth since 3 months.

### History of Present illness:-

→ Patient was relatively asymptomatic before 3 months. Then he noticed discoloration of teeth due to decay. So he came to civil hospital for check up.

→ past medical history :- Not relevant

→ past Dental history :- Not there

→ Social & family history :- Not significant

### Personal history:-

Behavior:- Frankel's behavior rating  
- Definitely positive

Brushing technique details:- Horizontal brushing technique once a day with fluoridated tooth paste.

## ⇒ Pre-natal History:-

- Drug intake during pregnancy - Normal
- No any illness during pregnancy.

## ⇒ Natal History:-

- Full term birth is there.
- Type of delivery:- Normal
- Birth cry:- Immediate
- Natal teeth:- Absent

## ⇒ Post Natal History:-

- Feeding:- Breast fed
- Duration:- 1 & half year
- Frequency:- 5-6 times
- Weaning:- After 1 year

Habits:- No any Habit

Milestones:- Normal

Vaccination:- completed.

## Diet History

Time	Item	I
7:00 AM	Biscuit, milk	I
10:00 AM	Roti, Sak	I
1:00 PM	Roti, Sak	I
8:00 PM	Dal, Roti	I

→ In between meals:- chocolates,

Type:- solid sticky,

- 4 x 20  
= 80 min Time of exposure.

→ Examination:

→ General Physical Assessment:

- Build, Height, weight, heart, pulse, respiratory rate, Temperature are normal

→ Sheldon's somato Type:- Ectomorphic

→ Extra oral Examination:-

- Shape of the Head → mesencephalic
- Trng examination - normal
- Lymphnodes → not enlarge
- Lips - competent
- Speech - Normal

→ Intra oral Examination:-

→ soft tissue Examination:-

- lip, oral mucosa, cheek, tongue, vestibule, floor of mouth, palate are normal.

→ Hard tissue Examination:-

Teeth present:- 22

PDI Notation:-

55	54	53	52	51	61	62	63	64	65		
46	85	84	83	82	81	71	72	73	74	75	36

→ Occlusion:-

→ Angle's class I molar occlusion

→ Dental Age:- 67 years

→ Teeth decayed:-

55	54	52	51	61	62
85				74	75

→ Teeth missing:- 0

→ Teeth filled:- 0

→ ~~defect~~ → 9  
defect

→ Provisional diagnosis:-

proximal caries int  $\frac{5554525162}{7475}$

chronic irreversible pulpitis int  $\frac{61}{85}$

→ Investigation:-

→ Adv IORA int  $\frac{61}{85}$

→ Radiolucency seen in the whole pulp of 85.

→ Final Diagnosis:-

chronic irreversible pulpitis int  $\frac{61}{85}$

Proximal caries int  $\frac{5554525162}{7475}$

⇒ Treatment plan:-

1) pulpectomy int  $\frac{61}{85}$

2) GIC restoration int  $\frac{5554525162}{7475}$

⇒ Preventive / Preparatory:-

→ fluoride application. (varnis form)  
At home / office

⇒ Restorative:-

→ GIC Restoration

→ follow ups.

⇒ Home care instruction:-

→ Avoid sticky food.

→ Brushing Twice daily with fluoridated and once with a non-fluoridated tooth paste.

## Investigation:-

→ Intraoral periapical Radiograph of Mandibular ~~ref~~ Right posterior region shows radiolucent area involving enamel, dentin & pulp in deciduous second molar.

~~Opini~~  
6/12/18.

\* General information:-

Reg. No:- 15652

Name:- Ajay Kanubhai Patil

Age:- 10 years

Sex:- Male

School & standard - Adarsh school, 4<sup>th</sup> standard  
Address:- Asarwa, Chamanpura, Ahmedabad.

Mother tongue:- Gujarati

Source of information:- Himself & Mother

Chief complaint:-

→ Patient complains of food lodgement in his lower left back tooth region. since 6 days.

→ History of present illness:-

→ Patient was relatively asymptomatic before 6 days. Then he noticed food lodgement in lower back tooth region, so he came to civil hospital.

→ Past medical history:- Not relevant

→ Past dental history:- GIC done in 75 before 1 year.

→ Social & family history:- Not significant

→ Personal history:-

Behavior:- Frankel's behavior rating  
Definitely positive

Brushing technique details:- Horizontal brushing technique once a day with fluoridated tooth paste.

→ Prenatal history:-

Drug intake during pregnancy - normal

→ No any illness during pregnancy

- full term birth
- Type of delivery - Normal
- Birth cry - Immediate
- Natal teeth - Absent

### → Post Natal History:

feeding - Breast feed

Duration - 6 months

frequency - 3 times

Weaning - 9 months

Habits - No any habits

Milestones - Normal

Vaccination - completed

### Diet History:

Time

Item

8:00 AM Puri, Tea 1

12:00 PM Roti, Vegetable 1

8:00 PM Khichdi, Bhast 0

In between meals: chocolate 1

Type - solid sticky

= 3x20

= 60 min Time of exposure.

### → Examination:

#### → General Physical Assessment:

→ Built, Height, weight, Gait, pulse, Respiratory rate, Temperature are normal.

→ Sheldon's somato type: - Ectomorphic

#### → Extraoral Examination:

Shape of the head - mesencephalic

TMJ Examination - Normal

Lymphnodes - Not enlarge

AFP - competent

Speech - Normal

→ Subnasal Examination:

→ Soft tissue examination:

→ lip, oral mucosa, cheek, tongue, vestibule, palate are normal.

→ Hard tissue Examination:

Teeth present: 24  
Type of dentition: mixed

FDI Notation:

16 55 54 53 212 11 2122 63 64 65 26

~~46 85 84 83 42 41 31 32 73 74 75 36~~

→ Occlusion:

→ Angle's class I molar relation

Dental Age: 9-10 years

→ Teeth Decayed: 54, 55, 75

→ Teeth missing: 0

→ Teeth filled: 0

left - 3

→ Provisional diagnosis:

chronic reversible pulpitis 75

Caries 54 55

→ Investigation:

~~At~~ IOPA int 75

Intraoral periapical Radiograph shows mandibular left posterior teeth region, including permanent first molar & deciduous first and second molar.

→ Radiolucency seen in the deciduous molar which is suggestive of restorative material.

- 35 → 7<sup>th</sup> Stage (one third of root completed)
- 34 → 8 Stage (two third of root completed)
- 37 → crown almost completed.

→ Final Diagnosis:-

chronic irreversible pulpitis in 75.  
caries 54, 55

→ Treatment:-

- 1) Systemic  
- no medicine needed.
  - 2) Pulpotomy in 75.
  - 3) GIC restoration 54, 55.
- Preventive / preparatory:-  
→ fluoride application.
- Restorative - GIC restoration.
- follow up.

→ Home care instructions:-

- Avoid sticky food.
- Brushing twice daily with fluoridated and once with a non-fluoridated tooth paste.

*[Signature]*  
11/11/19

# DISCUSSION

DATE	<u>TOPIC</u>	MARKS OBTAINED	SIGNATURE
19/4/19	History taking		<u>Wassil</u> 8/9/17
25/4/19	Habit		} <u>Wassil</u> 31/5/19
26/4/19	Fear, Anxiety, phobias		
30/4/19	Trauma.		

# CASE HISTORY

OPD No.	DATE	PATIENT'S NAME	AGE/SEX	DIAGNOSIS	SIGNATURE
44861	29/12/18	Mohamad	7/Male	chronic irreversible pulpitis 61/85	<del>7/12/18</del> 9/12/18
15652	30/4/19	Ajay Patni	10/m	chronic reversible pulpitis 75	K. Patni 11/5/19

# RESTORATIVE WORK

OPD No.	DATE	PATIENT'S NAME	AGE/SEX	CAVITY PREPARATION	BASE	FILLING	SIGN.
	31/8/17	Mandibular		<del>47</del> 47	Model work		<i>Mhand</i> 31/8/17
	4/9/17	Maxillary complete occlusal		26	Model work done		<i>Z. S. S.</i> 4/9/17
34156	19/9/17	Khadija	6/F	3 <sup>rd</sup> year - 1 <sup>st</sup> term 75 + E	-	GIC	<i>Z. S. S.</i> 20/9/17
11156	17/12/18	Aditya	6/m	IV year - 1 <sup>st</sup> term 55, 54	GIC	GIC	<i>Z. S. S.</i> 17/12/18
31186	18/12/18	Rahul	10/m	55 (Class II)	GIC	GIC	<i>Z. S. S.</i>
44861	29/12/18	Mohamad	6/m	class II 74, 75 IV year - 2 <sup>nd</sup> term		GIC	<i>Z. S. S.</i> 31/12/18
4930	25/4/19	Harun	10/m	occlusal GIC 65 (Plt)		GIC	<i>Z. S. S.</i>
15652	30/1/19	Ajay	10/m	GIC 54, 55		GIC	<i>Z. S. S.</i> 1/5/19

# Government Dental College & Hospital

AHMEDABAD-380016



## Department of Pedodontics And Preventive Dentistry



### CLINICAL RECORD BOOK FOR THIRD AND FOURTH YEAR B.D.S.



Name : \_\_\_\_\_

Year : \_\_\_\_\_ Batch : \_\_\_\_\_ Roll No : \_\_\_\_\_

Contact No. : \_\_\_\_\_

# GOVT. DENTAL COLLEGE & HOSPITAL

AHMEDABAD-380016.



Department of Pedodontics and  
Preventive Dentistry

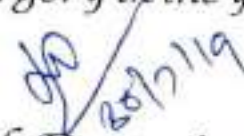


## CERTIFICATE

This is to Certified that

Mr./Miss Avneesh A. Saxena

has satisfactorily completed the course of Pedodontics and Preventive dentistry, according to the regulations of Govt. Dental College & Hospital, Ahmedabad for the course of Bachelor of Dental Surgery in the year 20 - 20 .

  
Head Of Department

  
Staff In-charge

Date : / / 201

Sr. No	Year	Term	Clinical Posting		Lectures		Total Attendance	% of Attendance
			Duration	Attendance	Sign	Attendance		
1	Third	1 <sup>st</sup>	24/8/17 to 23/9/17	6/10	<del>20/10</del> 22/10			
		2 <sup>nd</sup>						
3	Fourth	1 <sup>st</sup>	-	7/10	Present 21/12/18.			
		2 <sup>nd</sup>	24/4/19 15/19	10/10	<del>10/10</del> 10/10			
4								

Staff In-charge

# WORK SUMMARY

SR. NO.	PROCEDURE	THIRD YEAR		FOURTH YEAR		TOTAL
		1 <sup>ST</sup> TERM	2 <sup>ND</sup> TERM	1 <sup>ST</sup> TERM	2 <sup>ND</sup> TERM	
1.	Case History	-	-	1	1	
2.	GIC Restoration	1	1	5	3	
3.	Silver Amalgam Restoration	-	-	-	-	
4.	Oral Prophylaxis	-	-	-	-	
5.	Tooth Bleaching	-	-	-	-	
6.	Extraction	-	-	-	-	
7.	Topical Fluoride Application	-	-	-	-	
8.	Pit & Fissure Sealant	-	-	-	-	
9.	Discussions Taken	4	2	1 (History)	3	
10.	Discussions Attended	2	1	1	3	
11.	Other	Model work	-	Abou	-	
12.	Sign	<del>23/04/17</del>	-	signature	-	

Staff In-charge

# TERM ENDING ASSESSMENT REPORT

Sr. No.	Year	Term	Marks Obtained		Sign	Total Marks	%
			History	Theory Viva			
1	Third	1 <sup>st</sup>	—	1.5/10	<del>28/80</del> 22/80		
2		2 <sup>nd</sup>					
3	Fourth	1 <sup>st</sup>	9/10	8/10	Jury 3/12/18		
4		2 <sup>nd</sup>	6 1/2 / 10	8 / 10	<del>3/10</del> 13/19		

Staff In-charge

## History (I)

### General Information

- Case no: 44860
- Name: Mohammad Husain
- Age: 11 years
- Sex: Male
- School: Jamal English Medium School  
4<sup>th</sup> Standard
- Address: Jamshedpur H Rasta
- Date: 29/12/18
- Birth date: 20/5/17
- Guardian: Mother
- Mother tongue: Gujarati

c/o: Pt c/o decayed tooth in lower right  
back tooth region

H/OI: Pt was relatively asymptomatic before 4 months then his mother noticed loosening of the tooth and the patient complained of mild headache and tooth-ache. Pt had undergone school-check-up before 1 month and had diagnosed with multiple caries in one month. So patient decided to visit civil hospital Barwa on 22/12/18 and was advised for X-ray for the same.

• Past medical history: H/O of epilepsy at the time of birth and patient was admitted for 4-5 days  
Pt was ↓ medication for 3 months

• Past Dental history: Not significant

• Personal history: Frank & polite behaviour  
Pt is not interactive but is not resisting in any of the treatment or questions.

• Prenatal history: Ca<sup>++</sup> tablet only

• Natal history: No presence of natal teeth  
immediate cry  
normal delivery  
No congenital abnormality  
Full term infant.

• Post Natal: breast feeding 1 1/2 years  
weaning 1 year

• Habits: Not significant

• milestones: normally achieved

• Diet: Breakfast: 7:am: Tea toast = 1  
lunch: 12:pm: Dal, roti, vegetable = 1  
snacks: 4pm: real biscuit = 1  
dinner: 8:pm: dal, rice = 1

Type: solid-sticky

→ 4x20 = 80 minutes

- General Examination:  
I have examined the patient in <sup>proper</sup> light and exposure, Pt was aware of <sup>of</sup> ~~some~~ place and person Pt is well built and well nourished with normal gait and respiratory rate and temperature.  
Pt is feeling good today.

- Sheldon's somatotype → mesomorphic

- Extra-oral examination:  
shape of head: mesocephalic with normal bilateral facial symmetry.
- TMJ examination: normal and submandibular lymph nodes are non palpable and non tender.
- Facial profile: straight with competent symph and normal speech
- Intra-oral examinations  
no abnormalities detected in  
lip  
cheek  
tongue  
vestibule  
floor of mouth  
palate
- \* Lincula deviated towards left side.

- Normal gingiva and tongue
- Hand tissue examination

No of teeth acc

FDI	16	55	54	53	12	11	21	22	63	64	65	26
	46	95	44	83	42	41	31	32	73	74	75	76
				43					33			


No of Teeth = 26

Occlusion : mesial step.

Angles Class 3 molar occlusion

~~No primate space or physiologically space present~~

last erupted tooth



estimated dental age = 11-12 years

The given radiograph is of maxillary left back tooth region showing a radiograph showing 22, 63, 64, 65 and erupting 23, 24, 25

There is presence of ~~an~~ occlusal radiolucency in relation to 63 and 64 which shows occlusal caries in relation to the tooth

Def index:

- d = 5
- e = 0
- f = 0

def score = 5

Final diagnosis.

- chronic reversible pulpitis i/t 75, 85, 63, 64
- chronic irreversible pulpitis i/t 84
- root piece i/t 74.

• Treatment

- ① GIC restoration i/t 63, 64, 85

② Extraction i/t 74, 84

- preventive: diet instruction to patient and parent

Pt is recalled after 6-8 weeks

Pt is advised to avoid sticky food in between in between meals and use fluoridated toothpaste three times a day with modified bass method of tooth brushing

Mini  
31/12/18

## History (2)

Name = Yash Popabhai Prujapati  
Case no = 9953  
Age = 11 years  
School = Aadash Prathmik school  
Address = 14B Ambikanagar, Meghaminagar  
Mother Tongue = Gujarati  
Guardian = Mother  
Source of info = Patient and Guardian

Chief Complaint = Patient complaint of pain in upper right back tooth region since 1 month

HPI = Patient was asymptomatic before 3 years. Then his ~~developed~~ pain in other ~~tooth~~ noticed blackening of teeth and consulted to a private dentist and was treated with removal of tooth. Then after tooth complaint was again aggravated in the upper right back tooth region, which was dull continuous, persistent and with complaint of inflammation. Thus parents decided to visit civil hospital asauva before 2-3 months. Nowby treatment is ongoing.

- Past medical history: Congenitally partially tilted neck treated surgically
- Past dental history: Pain in upper right and left back tooth region before 3 years treated by extraction of teeth

- Family history: 2 siblings  
2 sisters  
1 elder = 13 years  
1 younger = 9 years

- Personal history  
Frank's behaviours = 03 positive  
He is cooperative and responds well to the questions

Brushing: twice a day by horizontal method of toothbrushing

Prenatal history: NO H/O hospitalizations, illness to the mother  
H/O Ca<sup>++</sup> tablet and vitamin tablet intake

Natal history: Normal delivery  
9 months

Post natal history: NO H/O hospitalization  
H/O deranged neck to right side treated surgically at age of 3<sup>1/2</sup> years

No H/O habits

Breast feeding: Til 1<sup>1/2</sup> years  
weaning = 2 years

## DIET

Breakfast : 9:00am - Tea + Roti = 1  
lunch : 12:00pm - vegetable Roti = 1  
dinner : 8:00pm - vegetable Roti = 1  
Inbetween : - fruits biscuit = 1

caries exposure =  $20 \times 4 = \underline{\underline{80 \text{ minutes}}}$

## General Examination

I have examined the patient in normal light and exposure. Pt is well built and well nourished. Pt is well aware of time, place and person.

Seldoms somatotype = mesocephalic

Height }  
weight } NAD  
gait }  
built }

## Extra-oral examinations

Head = mesocephalic

Normal bilateral facial symmetry but right ear is inferiorly placed

TMJ = No sound heard on inspection  
No sound felt on palpation

Lymphnode: submandibular lymphnode not palpable.

facial profile = convex  
 lips = competent  
 speech = normal

### Intraoral examination

Soft tissue

lips  
 floor of mouth  
 Tongue  
 Uvula  
 Buccal mucosa

} NAD

Gingiva = dark pink discoloration  
 = firm and resilient. single well  
 defined. swelling present in 56  
 region which is painful on  
 palpation

### Hard tissue examination

No of teeth = 23  
 dentition = mixed.

Notation

16	55	14	53	12	11	21	22	23	63	64	24	76
46	85	84	83	42	41	31	32	73	74	75	36	

Dental age = 12-13 years (24)

Root piece = 65

decayed =  $\frac{55 \ 53 \ 63 \ 64}{84 \ 73 \ 74 \ 36}$

missing = -

filled = -

DMFT =  $\boxed{7}$

dent score =  $\boxed{4}$

## Treatment

### Restorative Treatment

adv OHC restoration in 36, 53, 63, 73, 74.

### Endodontic Treatment

adv Pulpectomy in 55, 64

~~adv~~ Extraction in 65, 84

### Prophylactic Treatment

It is advised to brush with modified Bass method 3 times a day.

2 times with fluoridated toothpaste



1 time with non fluoridated toothpaste

Kapita  
11/5/25

# DISCUSSION

DATE	TOPIC	MARKS OBTAINED	SIGNATURE
25/4/19	Habit		} <u>Zak</u> 215129
26/4/19	Fear Anxiety phobia		
30/4/19	Trauma		

# CASE HISTORY

OPD No.	DATE	PATIENT'S NAME	AGE/SEX	DIAGNOSIS	SIGNATURE
44860	29/12/18	Mohammad Hussain	22	chronic rev. pulpitis 85, 86 63, 64 chronic irreversible pulpitis ext <sup>n</sup> 74, 94	 Hussain 31/12/18
<del>44860</del> 4953	30/9/19	Yash Prayapati	11	chronic rev. pulpitis 1st 53, 63, 73, 74 36 chronic 1st pulpitis 55, 64, 74	 Prayapati 1/5/19


# RESTORATIVE WORK

OPD No.	DATE	PATIENT'S NAME	AGE/SEX	CAVITY PREPARATION	BASE	FILLING	SIGN.
	12/9/17	Maxillary 1 <sup>st</sup> Molar		Class 1 separate (mesial & Distal)		Model Work	<i>Jhuri</i> 12/9/17
	15/9/17	Mandibular 1 <sup>st</sup> molar		class 1		model work	<i>Jhuri</i> 15/9/17
			III <sup>rd</sup> year 1 <sup>st</sup> term				
1	10/9/17	Jhanvi Vasaiya	<span style="border: 1px solid black; border-radius: 50%; padding: 2px;">E1</span>	85	GIC	Restoration	<i>Jhuri</i> 10/9/17
2			IV year 1 <sup>st</sup> Term				
2	17/12/18	Rahul Charan	9 years	Class I 64 Class II 75	GIC restoration	64, 75	<i>Jhuri</i>
3	18/12/18	Kulsum	07 year	class I 65	GIC restoration	65	<i>Jhuri</i>
4	29/12/18	Hussain	11 year	class II 63 64	GIC restoration	63, 64	<i>Jhuri</i> 29/12/18
			IV year 2 <sup>nd</sup> term				
1	25/4/19	Saheli	6 year	class I 75	GIC restoration		<i>Jhuri</i> 25/4/19
2	27/4/19	Jumaid	8 year	Class II 64	GIC restor		<i>Jhuri</i> 27/4/19
3	30/4/19	Yash	11 year	class I 73	GIC restor		<i>Jhuri</i> 30/4/19

# DEPARTMENT OF PEDODONTIA

3.3.2 (Q&M) Average number of PHDDMM/ChPG degrees in the respective disciplines awarded per recognized PG teachers\* of the Institution during the last five years

No	Name of Degree	Name of the PHDDMM/ChPG scholar	Name of the Department	Name of the guide	Title of the thesis	Year of registration of the scholar	Year of award of PHDDMM/ChPG degree
* Eligible PG teachers are those who are recognized as PG/PhD guides by the University / respective Regulatory Bodies							
1	PHD	Dr. Sweta Waghata	Pedodontics and Preventive Dentistry	Dr. Shantanu Choudhari	Pre surgical naso alveolar moulding by Geyton's technique and Figueira technique prior to Unilateral cleft lip and palate	2006	
2	PHD	Dr. Vibhan Kotcha	Pedodontics and Preventive Dentistry	Dr. Shantanu Choudhari	Parallax tooth extraction by Jelenkovic Bandha Yoga in Children	2020	
3	PHD	Dr. Vahakha Kataria	Pedodontics and Preventive Dentistry	Dr. Shantanu Choudhari	Evaluation of Parental Satisfaction and clinical outcomes of stainless steel and zirconia crowns in primary molars : a randomized clinical study	2020	
4	PG	Dr. Khushi Shah	Pedodontics and Preventive Dentistry	Dr. Shantanu Choudhari	An Estimation of Blood Lead level and its correlation to occurrence of Dental caries in children of 8-12 years of age	2013	
5	PG	Dr. Manthan Patel	Pedodontics and Preventive Dentistry	Dr. Shantanu Choudhari	An Estimation of Salivary Lead level and its correlation to occurrence of Dental caries in children of 8-12 years of age	2013	
6	PG	Dr. Sayak Shah	Pedodontics and Preventive Dentistry	Dr. Shantanu Choudhari	An Assessment of parent satisfaction of oral health care delivery for their child in department of Pedodontics and preventive dentistry, Government dental college and hospital, Ahmedabad, Gujarat	2013	
7	PG	Dr. Chinay Vaghela	Pedodontics and Preventive Dentistry	Dr. Shantanu Choudhari	Dental age estimation by using Holt's method and Demjian's method- A comparative study	2014	
8	PG	Dr. Sanjay Sohani	Pedodontics and Preventive Dentistry	Dr. Shantanu Choudhari	Comparison of root length values determined by two different types of electronic apex locator and panoramic radiographic method in primary mandibular second molars of children of 3 to 7 years age group	2014	
9	PG	Dr. Pallama Solanki	Pedodontics and Preventive Dentistry	Dr. Shantanu Choudhari	The prevalence of Dental caries and gingival disease in institutionalized special children of 6-12 years of age in Ahmedabad city	2014	
10	PG	Dr. Gaurav Vagpute	Pedodontics and Preventive Dentistry	Dr. Shantanu Choudhari	Caries experience and dental treatment needs in children with congenital heart diseases in Gujarat population	2015	2018
11	PG	Dr. Kavitool B	Pedodontics and Preventive Dentistry	Dr. Shantanu Choudhari	Evaluation of stress reducing effect of Audio and Audiovisual distraction techniques during various treatment procedures in anxious pediatric dental patients	2015	2018
12	PG	Dr. Shama Verma	Pedodontics and Preventive Dentistry	Dr. Shantanu Choudhari	Comparative evaluation of clinical outcome of pulpotomy in primary molars treated with Ferric sulfate, pulpotec and biocerline-6 month follow up study	2015	2018
13	PG	Dr. Rupinder	Pedodontics and Preventive Dentistry	Dr. Shantanu Choudhari	Age estimation using Cameriere's method	2016	2019
14	PG	Dr. Sudhita	Pedodontics and Preventive Dentistry	Dr. Shantanu Choudhari	An in vitro evaluation of compressive strength of newer nano composite materials	2016	2019
15	PG	Dr. Dipak Sharma	Pedodontics and Preventive Dentistry	Dr. Shantanu Choudhari	Influence of rubber dam on physiological parameters of stress in children of 7 to 10 years of age - an in vivo study	2016	2019
16	PG	Dr. Sweta Waghata	Pedodontics and Preventive Dentistry	Dr. Shantanu Choudhari	The Influence of Resin infiltration system on Enamel micro hardness and surface roughness of White spot lesions after debonding of Orthodontic brackets	2017	2020
17	PG	Dr. Chetana Patel	Pedodontics and Preventive Dentistry	Dr. Shantanu Choudhari	Clinical and Radiographic evaluation of Modified 3 mix plus Oxamide based paste and matrices in pulpely involved primary molars- an in vivo study	2017	2020
18	PG	Dr. Bhargavi Patel	Pedodontics and Preventive Dentistry	Dr. Shantanu Choudhari	Clinical and radiographic evaluation of single versus multi visit pulpotomy treatment in primary teeth with atypical pulpitis	2017	2020
19	PG	Dr. Minak	Pedodontics and Preventive Dentistry	Dr. Shantanu Choudhari	Comparative evaluation of the clinical and radiographic success rate of the anti oxidant mix as a new pulpotomy medicament versus MTA pulpotomy medicament for primary molars in the age group of 6 to 8 years - an in vivo study	2018	2021
20	PG	Dr. Rita	Pedodontics and Preventive Dentistry	Dr. Shantanu Choudhari	Comparative study of antimicrobial effect of Chlorhexidine and propolis as an intracanal medicament in primary molar	2018	2021
21	PG	Dr. Harsh	Pedodontics and Preventive Dentistry	Dr. Shantanu Choudhari	Wearing of local anesthetic - A fruitful approach to pain control	2018	2021
22	PG	Dr. Khushi K. Akhraj	Pedodontics and Preventive Dentistry	Dr. Shantanu Choudhari	Salivary Alkaline Phosphatase activity: A bio chemical marker for skeletal maturity and growth prediction - An in vivo study	2018	
23	PG	Dr. Jyashtha Bhatnagar	Pedodontics and Preventive Dentistry	Dr. Shantanu Choudhari	Efficacy of lidocaine nasal spray and Nitrous oxide - Oxygen combination as a sedative agent in children	2019	
24	PG	Dr. Parth Chhabra	Pedodontics and Preventive Dentistry	Dr. Shantanu Choudhari	Mineralization of Copper, Zinc, Lead & Selenium in saliva and its association with Dental Caries in 4 to 9 years old children	2019	
25	PG	Dr. Saikh Usman	Pedodontics and Preventive Dentistry	Dr. Shantanu Choudhari	Clinical assessment and estimation of Salivary Nitric Oxide level and its relation to Dental Caries in Cardiac Compromised Children	2020	
26	PG	Dr. Jyoti Vaghavai	Pedodontics and Preventive Dentistry	Dr. Shantanu Choudhari	Comparison of incomplete Caries removal procedures and their impact on dental Pulp in Primary teeth - an in vivo study	2020	
27	PG	Dr. Nihal Vetraria	Pedodontics and Preventive Dentistry	Dr. Shantanu Choudhari	Formin as a Predictive Salivary Marker for ECC - II	2020	

  
**Dr. Shantanu R. Choudhari (M.D.S.)**  
 Professor and Head  
 Department of Pedodontia  
 Gov. Dental College & Hospital  
 AHMEDABAD-15

## Key Indicator - 3.4 Extension Activities

3.4.1 (Q)(vi) Number of students who outreach activities carried out in collaboration with National and International agencies, industry, community, Governmental, Governmental Organization and Non-Governmental Organization, engaging NSS/NC/Red Cross/VBC/Chartered Clubs etc. during the last 5 years.

3.4.2 (Q)(vi) Average percentage of students participating in extension and outreach activities engaging NSS/NC/Red Cross/VBC/International club etc. during the last 5 years								
No	Year	Name of the activity	Organizing unit/ agency/ collaborating agency	Number of students participated in such activities	Number of teachers participated in such activities	Total Participants	Link for Certificates	
1	2016-17	Dental Awareness and Treatment Camp	Manager Jain, Asha no. 1, Aurora, Ahmedabad	14	4	18		
2	2016-17	Dental Awareness and Treatment Camp	QUESTS Medical college and general hospital, Vadodra	3	1	4		
3	2016-17	Dental health education and diagnosis	Kalyani: high public school, Junagadh, Ahmedabad	15	4	19		
4	2016-17	Dental Awareness and Treatment Camp	Shree Rajendran Nopul Lakshmi Eye hospital, Meharbhadra, Madhya Pradesh	3	1	4		
5	2016-17	Dental health education and diagnosis	Draupadi Baba School, Paldi, Ahmedabad	14	4	18		
6	2016-17	Dental checkup camp	Central excoie Bharu, Patanjipole, Ahmedabad	8	2	10		
7	2016-17	Dental Awareness and Treatment Camp	Jalantpuris dala no3, Anava, Ahmedabad	15	4	19		
8	2016-17	Dental health education and diagnosis	Puranand Vidya Mandir, Ashram Road, Ahmedabad	12	4	16		
9	2016-17	Dental Awareness and Treatment Camp	Saraswati jagra vedjagar, Lalbaur, Dholka	7	2	9		
10	2016-17	Dental Awareness and Treatment Camp	Bapu Primary school, Bafli, Gandhinagar	16	4	20		
11	2016-17	Dental Awareness and Treatment Camp	Mehul Village, Dholka, Ahmedabad	2	1	3		
12	2016-17	Dental Awareness and Treatment Camp	RTO, Sakthani bridge, Ahmedabad	3	2	5		
13	2016-17	Dental Awareness and Treatment Camp	Jyoti, Dar, Mahasa	3	1	4		
14	2016-17	Dental health education and diagnosis of students	ITP, Pola, Gandhinagar	4	2	6		
15	2016-17	Dental health education and diagnosis of students	ITP, Pithi, Gandhinagar	6	3	9		
16	2016-17	Oral cancer screening	CHC Ra, Ta, Tharal, District, Bharuch	2	1	3		
17	2016-17	Oral cancer screening	CHC Hemadpur Ta, Valjan Dar, Bhavnagar	2	1	3		
18	2016-17	Dental Awareness and Treatment Camp	Ashb Kanya Prakash Gid, Menzagar, Ahmedabad	3	4	7		
19	2016-17	Dental Awareness and Treatment Camp	Ganesh gang gik, Kadi	2	1	3		
20	2016-17	Dental Awareness and Treatment Camp	Somnath, Secondary school, Poddar, Lna, Gp, Somnath	2	2	4		
21	2016-17	Dental Awareness and Treatment Camp	Kalsh joshi board, venapur, Ahmedabad	3	2	5		
22	2016-17	Dental Awareness and Treatment Camp	Vyas vad, Narada-Karhad road, Narada, Ahmedabad	2	1	3		
23	2016-17	Diagnosis and Treatment Camp	Sahajan Central Jail	2	1	3		
24	2016-17	Diagnosis and Treatment Camp	Sahajan Central Jail	2	1	3		
25	2016-17	Diagnosis and Treatment Camp	Sahajan Central Jail	2	1	3		
26	2016-17	Diagnosis and Treatment Camp	Sahajan Central Jail	2	1	3		



78	2016-17	Diagnosis and Treatment Camp	Saharni Central Jail	2	1	1	1
59	2016-17	Diagnosis and Treatment Camp	Saharni Central Jail	2	1	1	1
60	2016-17	Diagnosis and Treatment Camp	Saharni Central Jail	2	1	1	1
61	2016-17	Diagnosis and Treatment Camp	Saharni Central Jail	2	1	1	1
62	2016-17	Diagnosis and Treatment Camp	Saharni Central Jail	2	1	1	1
63	2016-17	Diagnosis and Treatment Camp	Saharni Central Jail	2	1	1	1
64	2016-17	Diagnosis and Treatment Camp	Saharni Central Jail	2	1	1	1
65	2016-17	Diagnosis and Treatment Camp	Saharni Central Jail	2	1	1	1
66	2016-17	Diagnosis and Treatment Camp	Saharni Central Jail	2	1	1	1
67	2016-17	Diagnosis and Treatment Camp	Saharni Central Jail	2	1	1	1
68	2017-18	Diagnosis and Treatment Camp	Vidya Vidyalaya, Azamgarh, Allahabad	14	4	4	18
69	2017-18	Diagnosis and Treatment Camp	BSF Camp, Noida, Ghazipur	2	2	2	4
70	2017-18	Diagnosis and Treatment Camp	II B Kopolia, Delhi district	15	4	4	19
71	2017-18	Diagnosis and Treatment Camp	Maharaja Ganga Vidyalaya (private school) no. 1	15	4	4	19
72	2017-18	Diagnosis and Treatment Camp	Rabat Vda, Narnaul	4	2	2	6
73	2017-18	Diagnosis and Treatment Camp	Kala Pransy School, Kala, Allahabad	2	2	2	4
74	2017-18	Diagnosis and Treatment Camp	Muzam Sahas, Roorkee pr no hon, Vidya, Allah	8	4	4	12
75	2017-18	Diagnosis and Treatment Camp	Shri Sri for students of Allahabad for deaf and dumb, Allah	6	3	3	9
76	2017-18	Diagnosis and Treatment Camp	Muzam Sahas, Karam center, Saharni, Allah	3	4	4	7
77	2017-18	Diagnosis and Treatment Camp	CHC, Raebareilly, Ghazipur	2	2	2	4
78	2017-18	Diagnosis and Treatment Camp	NSS camp at Baw, Ghazipur	4	2	2	6
79	2017-18	Diagnosis and Treatment Camp	Saharni central Jail, Allahabad	3	1	1	4
80	2017-18	Diagnosis and Treatment Camp	Goldspur Primary School, Goldspur, Dist-Ghazipur	2	1	1	3
81	2017-18	Diagnosis and Treatment Camp	Saharj Foundation, Narnaul, Allahabad	8	3	3	11
82	2016-18	Diagnosis and Treatment Camp	Hygiene education here, muzam, Allahabad	2	1	1	3
83	2017-18	Diagnosis and Treatment Camp	Saharni central Jail camp/center	2	1	1	3
84	2017-18	Diagnosis and Treatment Camp	BSF Camp, Noida, Ghazipur	4	2	2	6
85	2017-18	Diagnosis and Treatment Camp	Vidya Vidyalaya, Azamgarh, Allahabad	13	4	4	17
86	2017-18	Diagnosis and Treatment Camp	Muzam Sahas, Saharni	3	4	4	7
87	2017-18	Diagnosis and Treatment Camp	Saharni Central Jail	2	1	1	3
88	2017-18	Diagnosis and Treatment Camp	Saharni Central Jail	2	1	1	3

88	2017-18	Diagnosis and Treatment Camp	Saharanpur Central Jail	2	4	1
89	2017-18	Diagnosis and Treatment Camp	Saharanpur Central Jail	2	1	3
90	2017-18	Diagnosis and Treatment Camp	Saharanpur Central Jail	2	1	3
91	2017-18	Diagnosis and Treatment Camp	Saharanpur Central Jail	2	1	3
92	2017-18	Diagnosis and Treatment Camp	Saharanpur Central Jail	2	1	3
93	2017-18	Diagnosis and Treatment Camp	Saharanpur Central Jail	2	1	3
94	2017-18	Diagnosis and Treatment Camp	Saharanpur Central Jail	2	1	3
95	2017-18	Diagnosis and Treatment Camp	Saharanpur Central Jail	2	1	3
96	2017-18	Diagnosis and Treatment Camp	Saharanpur Central Jail	2	1	3
97	2017-18	Diagnosis and Treatment Camp	Saharanpur Central Jail	2	1	3
98	2017-18	Diagnosis and Treatment Camp	Saharanpur Central Jail	2	1	3
99	2017-18	Diagnosis and Treatment Camp	Saharanpur Central Jail	2	1	3
100	2017-18	Diagnosis and Treatment Camp	Saharanpur Central Jail	2	1	3
101	2017-18	Diagnosis and Treatment Camp	Saharanpur Central Jail	2	1	3
102	2017-18	Diagnosis and Treatment Camp	Saharanpur Central Jail	2	1	3
103	2017-18	Diagnosis and Treatment Camp	Saharanpur Central Jail	2	1	3
104	2017-18	Diagnosis and Treatment Camp	Saharanpur Central Jail	2	1	3
105	2017-18	Diagnosis and Treatment Camp	Saharanpur Central Jail	2	1	3
106	2017-18	Diagnosis and Treatment Camp	Saharanpur Central Jail	2	1	3
107	2017-18	Diagnosis and Treatment Camp	Saharanpur Central Jail	2	1	3
108	2017-18	Diagnosis and Treatment Camp	Saharanpur Central Jail	2	1	3
109	2017-18	Diagnosis and Treatment Camp	Saharanpur Central Jail	2	1	3
110	2017-18	Diagnosis and Treatment Camp	Saharanpur Central Jail	2	1	3
111	2017-18	Diagnosis and Treatment Camp	Saharanpur Central Jail	2	1	3
112	2017-18	Diagnosis and Treatment Camp	Saharanpur Central Jail	2	1	3
113	2017-18	Diagnosis and Treatment Camp	Saharanpur Central Jail	2	1	3
114	2017-18	Diagnosis and Treatment Camp	Saharanpur Central Jail	2	1	3
115	2017-18	Diagnosis and Treatment Camp	Saharanpur Central Jail	2	1	3
116	2017-18	Diagnosis and Treatment Camp	Saharanpur Central Jail	2	1	3
117	2017-18	Diagnosis and Treatment Camp	Saharanpur Central Jail	2	1	3
118	2017-18	Diagnosis and Treatment Camp	Saharanpur Central Jail	2	1	3
119	2017-18	Diagnosis and Treatment Camp	Saharanpur Central Jail	2	1	3

120	2017-18	Dental Awareness and Treatment Camp	Saharni Central Jail	2	1	1	1
121	2017-18	Diagnosis and Treatment Camp	Saharni Central Jail	2	1	1	1
122	2017-18	Diagnosis and Treatment Camp	Saharni Central Jail	2	1	1	1
123	2017-18	Diagnosis and Treatment Camp	Saharni Central Jail	2	1	1	1
124	2017-18	Diagnosis and Treatment Camp	Saharni Central Jail	2	1	1	1
125	2017-18	Diagnosis and Treatment Camp	Saharni Central Jail	2	1	1	1
126	2017-18	Diagnosis and Treatment Camp	Saharni Central Jail	2	1	1	1
127	2017-18	Diagnosis and Treatment Camp	Saharni Central Jail	2	1	1	1
128	2017-18	Diagnosis and Treatment Camp	Saharni Central Jail	2	1	1	1
129	2017-18	Diagnosis and Treatment Camp	Saharni Central Jail	2	1	1	1
130	2017-18	Diagnosis and Treatment Camp	Saharni Central Jail	2	1	1	1
131	2017-18	Diagnosis and Treatment Camp	Saharni Central Jail	2	1	1	1
132	2017-18	Diagnosis and Treatment Camp	Saharni Central Jail	2	1	1	1
133	2017-18	Diagnosis and Treatment Camp	Saharni Central Jail	2	1	1	1
134	2017-18	Diagnosis and Treatment Camp	Saharni Central Jail	2	1	1	1
135	2017-18	Diagnosis and Treatment Camp	Saharni Central Jail	2	1	1	1
136	2017-18	Diagnosis and Treatment Camp	Saharni Central Jail	2	1	1	1
137	2017-18	Diagnosis and Treatment Camp	Saharni Central Jail	2	1	1	1
138	2017-18	Diagnosis and Treatment Camp	Saharni Central Jail	2	1	1	1
139	2018-19	Dental Awareness and Treatment Camp	C. N. V. Vidyalaya, Jambhata	15	4	4	19
140	2018-19	Dental Awareness and Treatment Camp	Maharaja Agrasen Vidyalaya, Gurukul	15	4	4	19
141	2018-19	Dental Awareness and Treatment Camp	Community Health Center, Chandkheda	2	1	1	3
142	2017-18	Dental Awareness and Treatment Camp	Shriyal & Bagdekar primary school, Rajapur	15	2	2	17
143	2018-19	Dental Awareness and Treatment Camp	Bhavakul, T. Dhadar, Dist. Ahmednagar	3	2	2	5
144	2018-19	Dental Awareness and Treatment Camp	Genia Kotevank, T. Vajpur, Dist. Maharashtra	3	2	2	5
145	2018-19	Dental health educators and diagnosis of students	H. B. Kapadia, Delhi darwaja	14	4	4	18
146	2018-19	Dental Awareness and Treatment Camp	Vishwa Vidyalaya, Aurang, Ahmednagar	11	4	4	15
147	2018-19	Dental Awareness and Treatment Camp	Kargod primary school, Kargod, dist. Jalgaon	13	4	4	17
148	2018-19	Dental Awareness and Treatment Camp	IFT, Paly, Gandhinagar	3	2	2	5
149	2018-19	Dental Awareness and Treatment Camp	D. V. Vaidya, Chhatrapati Sambhaji Maharaj, Peshawar	2	1	1	3
150	2018-19	Dental Awareness and Treatment Camp	Amrta Ashram, Man. Chaudhar, Pitha	2	2	2	4

151	2018-19	Dental Awareness and Treatment Camp	181, 1st gate home, Koda, Ahmednagar	6	4	10
152	2018-19	Dental Awareness and Treatment Camp	Village-Palk, Sural	1	2	6
153	2018-19	Dental Awareness and Treatment Camp	Kodoli, Maharashtra	2	2	4
154	2018-19	Dental Awareness and Treatment Camp	Majur, Sahyadri, Kolhapur, Ahmednagar	18	4	22
155	2018-19	Dental Awareness and Treatment Camp	AMC, subject no. 20, Ambhosli, Ahmednagar	8	2	10
156	2018-19	Dental Awareness and Treatment Camp	Darga Valsadi, Chandrapur, Ahmednagar	13	4	17
158	2018-19	Diagnosis and Treatment Camp	Sahaynagar Central Jail	2	1	3
159	2018-19	Diagnosis and Treatment Camp	Sahaynagar Central Jail	2	2	3
160	2018-19	Diagnosis and Treatment Camp	Sahaynagar Central Jail	2	1	3
161	2018-19	Diagnosis and Treatment Camp	Sahaynagar Central Jail	2	1	3
162	2018-19	Diagnosis and Treatment Camp	Sahaynagar Central Jail	2	1	3
163	2018-19	Diagnosis and Treatment Camp	Sahaynagar Central Jail	2	1	3
164	2018-19	Diagnosis and Treatment Camp	Sahaynagar Central Jail	2	1	3
165	2018-19	Diagnosis and Treatment Camp	Sahaynagar Central Jail	2	1	3
166	2018-19	Diagnosis and Treatment Camp	Sahaynagar Central Jail	2	1	3
167	2018-19	Diagnosis and Treatment Camp	Sahaynagar Central Jail	2	1	3
168	2018-19	Diagnosis and Treatment Camp	Sahaynagar Central Jail	2	1	3
169	2018-19	Diagnosis and Treatment Camp	Sahaynagar Central Jail	2	1	3
170	2018-19	Diagnosis and Treatment Camp	Sahaynagar Central Jail	2	1	3
171	2018-19	Diagnosis and Treatment Camp	Sahaynagar Central Jail	2	1	3
172	2018-19	Diagnosis and Treatment Camp	Sahaynagar Central Jail	2	1	3
173	2018-19	Diagnosis and Treatment Camp	Sahaynagar Central Jail	2	1	3
174	2018-19	Diagnosis and Treatment Camp	Sahaynagar Central Jail	2	1	3
175	2018-19	Diagnosis and Treatment Camp	Sahaynagar Central Jail	2	1	3
176	2018-19	Diagnosis and Treatment Camp	Sahaynagar Central Jail	2	1	3
177	2018-19	Diagnosis and Treatment Camp	Sahaynagar Central Jail	2	1	3
178	2018-19	Diagnosis and Treatment Camp	Sahaynagar Central Jail	2	1	3
179	2018-19	Diagnosis and Treatment Camp	Sahaynagar Central Jail	2	1	3
180	2018-19	Diagnosis and Treatment Camp	Sahaynagar Central Jail	2	1	3
181	2018-19	Diagnosis and Treatment Camp	Sahaynagar Central Jail	2	1	3
182	2018-19	Diagnosis and Treatment Camp	Sahaynagar Central Jail	2	1	3

183	2018-19	Diagnosis and Treatment Camp	Sikharai Central Jail	1	1	1	1	
184	2018-19	Diagnosis and Treatment Camp	Sikharai Central Jail	2	1	1	3	
185	2018-19	Diagnosis and Treatment Camp	Sikharai Central Jail	2	1	1	3	
186	2018-19	Diagnosis and Treatment Camp	Sikharai Central Jail	2	1	1	3	
187	2018-19	Diagnosis and Treatment Camp	Sikharai Central Jail	2	1	1	3	
188	2018-19	Diagnosis and Treatment Camp	Sikharai Central Jail	2	1	1	3	
189	2018-19	Diagnosis and Treatment Camp	Sikharai Central Jail	2	1	1	3	
190	2018-19	Diagnosis and Treatment Camp	Sikharai Central Jail	2	1	1	3	
191	2018-19	Diagnosis and Treatment Camp	Sikharai Central Jail	2	1	1	3	
192	2018-19	Diagnosis and Treatment Camp	Sikharai Central Jail	2	1	1	3	
193	2018-19	Diagnosis and Treatment Camp	Sikharai Central Jail	2	1	1	3	
194	2018-19	Diagnosis and Treatment Camp	Sikharai Central Jail	2	1	1	3	
195	2018-19	Diagnosis and Treatment Camp	Sikharai Central Jail	2	1	1	3	
196	2018-19	Diagnosis and Treatment Camp	Sikharai Central Jail	2	1	1	3	
197	2018-19	Diagnosis and Treatment Camp	Sikharai Central Jail	2	1	1	3	
198	2018-19	Diagnosis and Treatment Camp	Sikharai Central Jail	2	1	1	3	
197	2018-19	Diagnosis and Treatment Camp	Sikharai Central Jail	2	1	1	3	
199	2018-20	Dental Awareness and Treatment Camp	Shree Sri Vidyananda, Bapatnagar	12	3	3	18	
200	2018-20	Dental Awareness and Treatment Camp	Sri B. Madhu college, Bharanagar	3	2	2	5	
201	2019-20	Dental Awareness and Treatment Camp	G.M.Patel Kanya Vidyalaya, Dholi, Jirasingar	14	2	2	16	
202	2019-20	Dental Awareness and Treatment Camp	Kodanagar school No.1	15	4	4	19	
203	2019-20	Dental Awareness and Treatment Camp	Saraswati Kanya vidyalaya, Lalbored, Dharka (Aval thar)	4	2	2	6	
204	2019-20	Dental health education and diagnosis	St. Xavier's higher sec. school, Baraul, Akrodedhad	15	3	3	18	
205	2019-20	Dental Awareness and Treatment Camp	Dr. Vrambha Godhantra college, Porbandar	2	1	1	3	
206	2019-20	Diagnosis and Treatment Camp	Sikharai Central Jail	2	1	1	3	
207	2019-20	Diagnosis and Treatment Camp	Sikharai Central Jail	2	1	1	3	
208	2019-20	Diagnosis and Treatment Camp	Sikharai Central Jail	2	1	1	3	
209	2019-20	Diagnosis and Treatment Camp	Sikharai Central Jail	2	1	1	3	
210	2019-20	Diagnosis and Treatment Camp	Sikharai Central Jail	2	1	1	3	
211	2019-20	Diagnosis and Treatment Camp	Sikharai Central Jail	2	1	1	3	
212	2019-20	Diagnosis and Treatment Camp	Sikharai Central Jail	2	1	1	3	



238	2/02-21	Dental Awareness and Treatment Camp	KMNS School, Kaveri Nagar, Ahmedabad	22	4	4	2
243	2/03-21	Dental Awareness and Treatment Camp	RTC, Ahmedabad	2	2	2	4
246	2/05-21	Dental Awareness and Treatment Camp	IFT, Paha, Gandhinagar	3	3	3	3
247	2/02-21	Dental Awareness and Treatment Camp	SIWA, Mehtar Nagar	1	1	1	5
248	2/02-21	Dental Awareness and Treatment Camp	SEDA, Meghwar Nagar	4	1	1	5
249	2020-21	Dental Awareness and Treatment Camp	Rishi Singh, retdwara	4	4	4	8
256	2020-21	Civil Duty	SVP Hospital	25			25
251	2020-21	Dental Awareness and Treatment Camp	Gandhinagar police headquarter, Ahmedabad	2			2
252	2020-21	Dental Awareness and Treatment Camp	Gandhinagar police headquarter, Ahmedabad	4	1	1	5
253	2020-21	Dental Awareness and Treatment Camp	Gandhinagar police headquarter, Ahmedabad	2			2
254	2020-21	Dental Awareness and Treatment Camp	Gandhinagar police headquarter, Ahmedabad	4	1	1	5
255	2020-21	Dental Awareness and Treatment Camp	Gandhinagar police headquarter, Ahmedabad	4	1	1	5
256	2020-21*	Dental Awareness and Treatment Camp	Jalgaonpur gajner shade no 1	10	4	4	10
257	2020-21	Dental Awareness and Treatment Camp	G D Modi Arts college, Palanpur	1	3	3	11
258	2020-21	Dental Awareness and Treatment Camp	UHC, Kalyan, Ahmedabad	3	2	2	9
259	2020-21	Dental Awareness and Treatment Camp	Gandhinagar police headquarter, Ahmedabad	4	1	1	5
260	2020-21	Diagnostics and Treatment Camp	Sekharani Central Jail	2	1	1	3
261	2020-21	Diagnostics and Treatment Camp	Sekharani Central Jail	2	1	1	3
262	2020-21	Diagnostics and Treatment Camp	Sekharani Central Jail	2	1	1	3
263	2020-21	Diagnostics and Treatment Camp	Sekharani Central Jail	2	1	1	3
264	2020-21	Diagnostics and Treatment Camp	Sekharani Central Jail	2	1	1	3
265	2020-21	Diagnostics and Treatment Camp	Sekharani Central Jail	2	1	1	3
266	2020-21	Diagnostics and Treatment Camp	Sekharani Central Jail	2	1	1	3
267	2020-21	Diagnostics and Treatment Camp	Sekharani Central Jail	2	1	1	3
268	2020-21	Diagnostics and Treatment Camp	Sekharani Central Jail	2	1	1	3
269	2020-21	Diagnostics and Treatment Camp	Sekharani Central Jail	2	1	1	3
270	2020-21	Diagnostics and Treatment Camp	Sekharani Central Jail	2	1	1	3
271	2020-21	Diagnostics and Treatment Camp	Sekharani Central Jail	2	1	1	3
272	2020-21	Diagnostics and Treatment Camp	Sekharani Central Jail	2	1	1	3
273	2020-21	Diagnostics and Treatment Camp	Sekharani Central Jail	2	1	1	3
274	2020-21	Diagnostics and Treatment Camp	Sekharani Central Jail	2	1	1	3

275	2020-21	Diagnosis and Treatment Camp	Seharnai Central Jail	2	1	1	
276	2020-21	Diagnosis and Treatment Camp	Seharnai Central Jail	2	1	1	
277	2020-21	Diagnosis and Treatment Camp	Seharnai Central Jail	2	1	1	
278	2020-21	Diagnosis and Treatment Camp	Seharnai Central Jail	2	1	1	
279	2020-21	Diagnosis and Treatment Camp	Seharnai Central Jail	2	1	1	
280	2020-21	Diagnosis and Treatment Camp	Seharnai Central Jail	2	1	1	
281	2020-21	Diagnosis and Treatment Camp	Seharnai Central Jail	2	1	1	
282	2020-21	Diagnosis and Treatment Camp	Seharnai Central Jail	2	1	1	
283	2020-21	Diagnosis and Treatment Camp	Seharnai Central Jail	2	1	1	
284	2020-21	Diagnosis and Treatment Camp	Seharnai Central Jail	2	1	1	
285	2020-21	Diagnosis and Treatment Camp	Seharnai Central Jail	2	1	1	
286	2020-21	Diagnosis and Treatment Camp	Seharnai Central Jail	2	1	1	
287	2020-21	Diagnosis and Treatment Camp	Seharnai Central Jail	2	1	1	
288	2020-21	Diagnosis and Treatment Camp	Seharnai Central Jail	2	1	1	
289	2020-21	Diagnosis and Treatment Camp	Seharnai Central Jail	2	1	1	
290	2020-21	Diagnosis and Treatment Camp	Seharnai Central Jail	2	1	1	
291	2020-21	Diagnosis and Treatment Camp	Seharnai Central Jail	2	1	1	
292	2020-21	Diagnosis and Treatment Camp	Seharnai Central Jail	2	1	1	
293	2020-21	Diagnosis and Treatment Camp	Seharnai Central Jail	2	1	1	
294	2020-21	Diagnosis and Treatment Camp	Seharnai Central Jail	2	1	1	
295	2020-21	Diagnosis and Treatment Camp	Seharnai Central Jail	2	1	1	
296	2020-21	Diagnosis and Treatment Camp	Seharnai Central Jail	2	1	1	
297	2020-21	Diagnosis and Treatment Camp	Seharnai Central Jail	2	1	1	
298	2020-21	Diagnosis and Treatment Camp	Seharnai Central Jail	2	1	1	
299	2020-21	Diagnosis and Treatment Camp	Seharnai Central Jail	2	1	1	
300	2020-21	Diagnosis and Treatment Camp	Seharnai Central Jail	2	1	1	

# Government Dental College & Hospital

AHMEDABAD-380016.



## DEPARTMENT OF ANATOMY



## GROSS ANATOMY JOURNAL

Name : Desai Mansi

Year : \_\_\_\_\_ Batch : \_\_\_\_\_ Roll No : \_\_\_\_\_

Contact No. : \_\_\_\_\_

Government Dental College & Hospital

AHMEDABAD-380016.



। सर्वे सन्तु निरामया ।

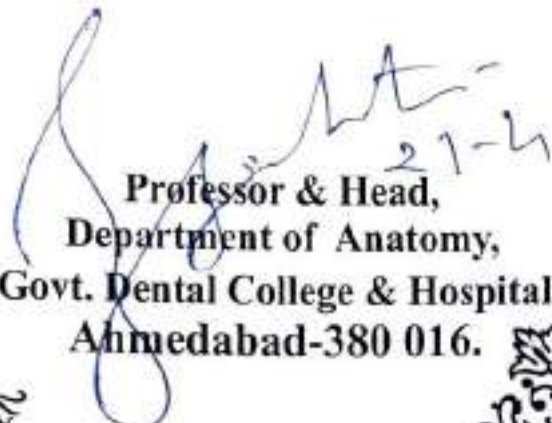
Department of Anatomy

CERTIFICATE

Exam No. : \_\_\_\_\_

Roll No. : 19

This is to certify that Shri/Kum. Desai Mansi J  
has satisfactorily carried out the Experimental work in **Gross Anatomy** as laid down in the regulation of the Gujarat University for the First B.D.S. Examination.

  
Professor & Head,  
Department of Anatomy,  
Govt. Dental College & Hospital  
Ahmedabad-380 016.

Date : 24-1-2017



# DEPARTMENT OF ANATOMY

GOVERNMENT DENTAL COLLEGE & HOSPITAL, AHMEDABAD-16




## INDEX

### LIST OF DRAWING

Sr. No.	<u>TITLE OF DIAGRAMS</u>	FIGURE PAGE No.	DATE	SIGN.
	<b><u>GENERAL ANATOMY</u></b>			
1.	Long Bone Parts, Blood Supply.			
2.	Types of Joints, Typical Synovial Joint.			
3.	Typical Spinal Nerve - with Gray Ramus and White Ramus.			
4.	Muscles Types.			
	<b><u>UPPER LIMB</u></b>			
5.	Major Arteries and Veins.			
6.	Cubital Fossa.			
7.	Deltoid Muscle.			
	<b><u>LOWER LIMB</u></b>			
8.	Major Arteries, Veins and Nerves.			
9.	Femoral Triangle.			
10.	Gluteal Muscles.			
	<b><u>THORAX</u></b>			
11.	Thoracic Cage and Mediastina.			
12.	Heart : External, Internal Features.			
13.	Lungs : Mediastinal Surfaces -- Relations, Details of Hila.			

Sr. No.	<u>TITLE OF DIAGRAMS</u>	FIGURE PAGE No.	DATE	SIGN.	
	<u>ABDOMEN</u>				
14.	Anterior Abdominal Wall : Inguinal Canal, Spermatic Cord.			h	
15.	Stomach.				
16.	Liver.				
17.	Duodenum - Pancreas - Spleen.				
18.	Kidney Gross Section, Ant. and Post Relations.				
19.	Male Reproductive System.				
20.	Female Reproductive System.				
	<u>OSTEOLOGY</u>				
21.	Skull - Norma Frontalis, Lateralis, Basalis.				h
22.	Mandible & Maxilla.				
23.	Typical Cervical Vertebra, Atlas, Axis.				
	<u>HEAD AND NECK</u>				
24.	Scalp - Arteries Veins and Nerves.			h	
25.	Face - Muscles, Arteries, Veins, Nerves.				
26.	Parotid Gland, Relations Intra-Glandular Structures.				
27.	Posterior Triangle of Neck - Boundaries, Contents and Sub-divisions.				
28.	Bracheal Plexus, Formation and Main Branches.				
29.	Anterior Triangle Boundaries and Sub-Divisions.				
30.	Carotid Triangle, Boundaries, Contents.				
31.	Sub-Mandibular Region, Relations of Hyoglossus Muscle.				
32.	Sub-Mandibular Salivary Gland, Relations in T.S.				h

Sr. No.	<u>TITLE OF DIAGRAMS</u>	FIGURE PAGE NO.	DATE	SIGN.
33.	Infra-temporal Fossa, Bony walls, Contents			
34.	Maxillary Artery and its Branches.			
35.	T. M. Joint.			
36.	Trigeminal Nerve, Nuclei and Divisions.			
37.	Maxillary Nerve and its Distribution.			
38.	Mandibular Nerve its Branches.			
39.	Facial Nerve, Nuclei, Course & Branches.			
40.	Eyeball, Extra Ocular Muscles, Movements of Eye ball.			
41.	Cranial Cavity, Dura Mater, Folds and Sinuses.			
42.	Sagittal Section of Head & Neck showing : Lateral Wall of Nasal Cavity - Openings Oral Cavity Lips, Palate, Teeth, Tongue, Tonsils, Phstynx, Larynx.			
43.	Tongue, Lymphatic Drainage.			
44.	Soft Palate, Muscles.			
45.	Pharynx Constrictors.			
46.	Larynx, Cartilages, Muscles.			
47.	Thyroid Gland, Relations, Arteries, Veins, Development.			
48.	Carotid System, common, Internal - External with Branches, Internal Jugular vein, IX, X, XI, XII Nerves.			
49.	Circle of Willis.			
50.	External & Internal Jugular Veins with Tributaries.			
51.	Lymphnodes of Head and Neck, Waldeyer's Ring.			
52.	Sagittal Section of Brain with Ventricles.			

Sr. No.	<u>TITLE OF DIAGRAMS</u>	FIGURE PAGE No.	DATE	SIGN.
53.	Cerebrum, Major Sulcii, Gyri, Areas.			
54.	Autonomic Nervous System in H & N, Parasympathetic Ganglia, Sympathetic chain of Ganglia in Neck.			
<b><u>EMBRYOLOGY</u></b>				
55.	Early Stages of Development.			
56.	Pharyngeal Arches.			
57.	Development of Face, Palate, Tongue, Thyroid Gland.			
58.	Placenta.			

\*\*\*\*\*

### INSTRUCTIONS

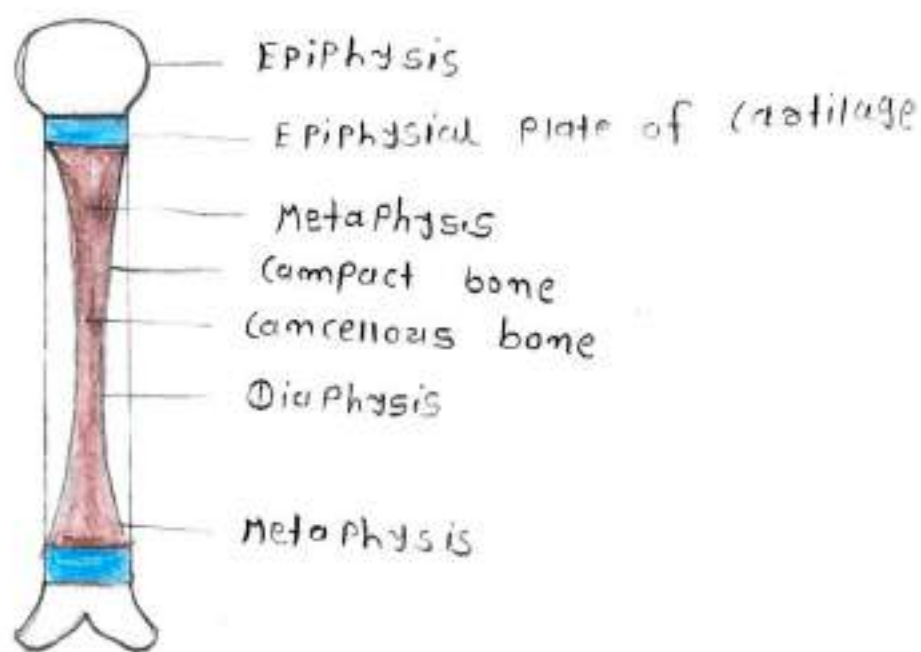
1. You may draw more than one Diagrams wherever necessary.
2. Label extensively with Serial Numbers only. Details on Ruled Page.
3. Use lead Pencil to draw and label the structures. No Ball/Ink Pen please.
4. May use – Red Pencil for Arteries,  
Blue Pencil for Veins,  
Brown Pencil for Muscles,  
Black Pencil for Sensory Nerves,  
Yellow Pencil for Motor Nerves,  
Write Title on Left Hand Upper Corner of Page.
5. Submit Journals Periodically for Signature as instructed.
6. Preparing Journal is voluntary.

\*\*\*\*\*

## ALWAYS REMEMBER

- Dreams/Wishes are simply desires. Desire with an action plan is a Goal.
- 5 D's of Action plan to achieve Goal are ...  
Direction, Discipline, Determination, Dedication & Dead line.
- Set your Goal & try to achieve it.  
There is no success without hard work & there is no substitute to hard work too.
- Positive attitude & high character are stepping stones to success.
- Just as carbon determines the quality of steel, character determines the quality of a human being.
- Character is sum total of a person's moral values, beliefs & personality.
- Ability will get to success and character will keep you successful.
- 5 C's to success are ...  
Character, Commitment, Conviction, Courtesy & Courage.
- We hear & we forget, we see & we remember, we do & we understand.
- Determination today, Leads to success tomorrow.
- Education is a social process  
Education is growth  
Education is not a preparation for life,  
Education is life itself.





ADULT LONG BONE

