



**THE 41st ANNUAL ALL GUJARAT
OPHTHALMOLOGICAL CONFERENCE
RAJKOT**

www.Vista2013.org

14th & 15th September 2013

PRE-CONFERENCE COURSES : SEP 13 (FRIDAY)



A G O S C I R C U L A R
All Gujarat Ophthalmological Society



ALL GUJARAT OPHTHALMOLOGICAL SOCIETY - Executive Committee

President	Dr. Ashok Shroff	98241 00789	Navsari
President - Elect	Dr. Sanjay Gadre	98252 15783	Rajkot
Past President	Dr. Bharat Shah	98250 52937	Himmatnagar
Executive Secretary	Dr. Nilesh Parekh	94284 08788	Bhavnagar
Past Executive Secretary	Dr. Marium Mansuri	99250 26279	Ahmedabad
Chairman - Scientific Committee	Dr. Kartikey Nanavaty	98250 34587	Ahmedabad
Treasurer	Dr. Pravin Munjpara	94261 47240	Bhavnagar
Vice President - North Zone	Dr. Natubhai Prajapati	98244 06090	Mansa
Vice President - West Zone	Dr. Mahavirsinh Jadeja	98257 34232	Bhavnagar
Vice President - Central Zone	Dr. Amish Patel	98980 83430	Ahmedabad
Vice President - South Zone	Dr. Mahendra Chauhan	98251 11809	Surat
Members - North Zone	Dr. Pankaj Oza	Dr. Rupesh Shah	
Members - West Zone	Dr. Jitendragiri Goswami	Dr. Sugnesb Parmar	
Members - Central Zone	Dr. Rekhaben Bharwada	Dr. Sonali Shah	

LOCAL ORGANIZING COMMITTEE

Chairman	Dr. Vasant Sapovadia	98242 21757	
Organising Secretary	Dr. Mukesh Porwal	94262 29442	
Joint Organising Secretary	Dr. Piyush Unadkat	98242 41014	
Joint Organising Secretary	Dr. Harshal Baldha	93774 82916	
Treasurer	Dr. Atul Badiani	94262 26280	

RAJKOT OPHTHALMOLOGICAL SOCIETY

President	Dr. Ketan Bavishi	93741 01269	
Secretary	Dr. Rajoo Kothari	98241 24899	

Vista 2013 - Conference Secretariat:

Dr. Mukesh Porwal

Retina Hospital

Kisanpara Chowk, Opp. Old Cancer Hospital,

Rajkot - 360 001, Gujarat, India

Phones: +91-281-2456 500/600

Email: Vista2013Rajkot@gmail.com**AGOS - Executive Secretariat:**

Dr. Nilesh V. Parekh

Sir Takhtsinhji Hospital

B-31 (Basement), DBCS, New OPD Complex,

Bhavnagar - 364 001, Gujarat, India

Mobile: +91-94284 08788

Email: agossecretary@hotmail.com

'Reading maketh a full man, writing an exact man, and conference a ready man.'

Francis Bacon (modified)

Dear Friends,

Warm greetings from the AGOS, ROS & Vista 2013. The **41st Annual All Gujarat Ophthalmological Conference** is just around the corner & we believe you have made your plans to be in Rajkot not only on **14th & 15th September** for the main conference but also for the Pre-Conference Courses on 13th September 2013 (Friday) too.

We have made all efforts to bring you a complete conference experience, the core of Vista 2013 being a compact but refined Scientific Program covering the entire spectrum of Ophthalmology, with '**Case-based Current Concepts**' as the central theme, elaborately charted out Pre-Conference Courses in four specialities as well as three Hands-on Wet-Labs would add to it.

Vista 2013 is waiting to surprise you with some new concepts in the overall micro-planning of this Conference. Of course it will be better to experience it than hear from us. Rajkot has a rich culinary tradition which we hope to carry forward. We have also lined up a good entertainment program & an innovative quiz show. In short, there would be something extra in Vista 2013 for all of us, including the spouses & the trade participants. Science with some fun will be the motto.

The venue of the conference is the spacious & serene V.V.P. Engineering College campus which will be customized to suit our requirements. The conference website www.Vista2013.org is being constantly updated with the latest information & would have the final Scientific Program on it by the time this reaches you. The record number of registrations for Vista 2013 keeps motivating us to plan better & do our best.

Keenly looking forward to welcoming you,
On behalf of the Local Organizing Committee,
With best regards,

Dr. Mukesh Porwal
Organizing Secretary



The Local Organizing Committee (Left to Right)

Drs Rajoo Kothari, Harshal Baldha, Piyush Unadkat, Sanjay Gadre, Mukesh Porwal, Vasant Sapovadia, Ketan Bavishi, Atul Badiani



1



5



7



2



8



3



6



9



1. Kaba Gandhi No Delo

2. Watson Museum

3. Aji Dam

4. Khambhalida Caves

5. Alfred High school

6. Swaminarayan Temple

7. Gandhi Smarak Khand

8. Rajkumar College

9. Ramkrishna Ashram

10. Rotary Dolls Museum



4



Rajkot is the the 4th largest city in the state of Gujarat, the 9th cleanest city in India & the 22nd fastest growing city in the world. This hub of Saurashtra is famous for being an important industrial centre for Gujarat. It is well known for its abundance of gold and silver, and for its textile expertise. The city is also a major exporter of diesel engines, watch parts and bearing equipment. It is well recognized for its strong Kathiawadi connections with **Mahatma Gandhi**.

Rajkot and its excursions are considered to be a rich repository of cultural and historical inheritance of Saurashtra and Kutch regions. It is recognized as one of the living traditions with people of diverse communities ranging from nomadic tribes to city-dwellers and cultural expressions ranging from property to architecture.

Some of the places to visit in Rajkot are the **Aji Dam** – a dam site made during British rule – now a popular picnic spot, **the Race course** – ever popular for morning and evening strolls and hang-outs, the **Rotary Dolls Museum** – this unique museum gives an overview of the culture and traditions of the world through its collection of dolls, the **Lang Library** and the **Jubilee Garden**. Community Science Centre and **Planetarium** is an informative science museum. The **Watson Museum** displays artefacts from Indus Valley, Harappan Civilization and the period of Mohenjadar. **Funworld**, within the Race Course Circle and **Pradyuman Park Zoo**, on the outskirts are major attractions for kids.

The **Kaba Gandhi No Delo** - Mahatma Gandhi's childhood residence - which has now been converted in to a memorial called 'Gandhi Smriti' is another major attraction. Its museum has photographs, objects and other belongings of Mahatma Gandhi. The Mahatma Gandhi Vidhyalaya (formerly Alfred High School) where Gandhi got his primary education, the **Rashtriya Shala**, an educational institution started by Gandhi, the Swaminarayan Temple, Ramkrishna Ashram and Lalpari Lake are some of the other local attractions.

Rajkot is also famous for its traditional sweets and garba dances. In order to shop for the regional specialities, the local markets such as the Dharmendra Road Bazaar can be visited for perfumes, incense sticks, clothes, handlooms, etc. The Bangdi Bazaar specialises in imitation jewellery and the Mochi Bazaar in ethnic footwear.

Rajkot is surrounded by a number of tourist spots of diverse interest like wildlife sanctuaries, historical sites as well as religious pilgrimages.

- **Mount Girnar** and the **Gir forest** (Sasan Gir known for its healthy lion population) is a major wildlife attraction near the neighbouring Junagadh.
- The beaches & historical temple of **Somnath** and **Diu** (of Daman & Diu, formerly a Portugese colony) are popular destinations.
- **Dwarka** – This ancient Krishna temple town on the western tip of Gujarat and the eco-rich National Marine Park of **Pirotan Island** as well as **Narara Marine National Park** off the coast of Jamnagar are worth visiting from Rajkot.
- **Morbi** is a flourishing town well known for its ceramic and clock industry en route from Rajkot to the White desert in the **Rann of Kutch**.
- Mahatma Gandhi's birthplace is preserved as Kirti Mandir in the nearby town of **Porbandar** on the West Coast of Gujarat.
- **Khijadia Bird Sanctuary** near Jamnagar makes a perfect picnic for bird-lovers with its unique ecosystem of fresh and saline wetlands. The **Hingolghadh Nature Education Sanctuary** is a different grassland ecosystem rich in animals and reptiles about 70 kms from Rajkot near Jasdan for nature enthusiasts.



RAJKOT

THE 41st ANNUAL ALL GUJARAT OPHTHALMOLOGICAL CONFERENCE

AGOS ELECTION ANNOUNCEMENT

Nominations are invited for the following posts of AGOS:

1. **Vice President** (One post for each of the Four Zones)
2. **Executive Committee Member** (Two posts for each of the Four Zones)

The nominations should be duly signed by the applicant, the life membership number of AGOS should be mentioned and the nomination should be duly proposed and seconded by existing life members. The application should bear the names, signatures and life membership numbers of the members proposing and seconding the nomination.

Applications should reach the following address latest by September 6, 2013 will have to be sent by registered post/speed post only. Last date for withdrawing the nomination is September 10, 2013 the same process will have to be followed for withdrawal of nominations.

42nd Annual AGOS Conference 2014

The 42nd Annual AGOS conference will be held in Central zone in the year 2014. Societies willing to host the conference may duly send their proposal to the Executive Secretary so as to reach the office before September 10, 2013. The proposal should be signed by the President and the Secretary of the Society.

Dr. Nilesh Parekh (9428408788)

Executive Secretary, AGOS

B-31 (basement), DBCS, Sir Takhtsinhji Hospital, Bhavnagar - 364 001

AGOS ACCOUNTS 2012-2013

BALANCE SHEET

1-April-2012 to 31-March-2013

Liabilities		as at 31-Mar-2013	Assets		as at 31-Mar-2013
Capital Account		33,04,340.34	Investment		33,00,000.00
Directory Project Fund	1,51,030.00		State Bank of INDIA FDR A/c	33,00,000.00	
Income & Expenditure A/c	6,89,665.69		Current Assets		2,06,743.34
Trust Fund A/c	<u>24,63,644.65</u>		Closing Stock		
Loans (Liability)			Cash-on-hand	12.00	
Current Liabilities			Bank Accounts	58,034.94	
Profit & Loss A/c			Interest Accrued but not Received	55,219.00	
Opening Balance		2,02,403.00	TDS on Interest A/c	49,423.40	
Current Period	<u>2,02,403.00</u>		TDS Year 2011-12	17,807.00	
			TDS Year 2012-13	<u>26,247.00</u>	
Total		35,06,743.34	Total		35,06,743.34

PROFIT & LOSS A/C

1-April-2012 to 31-March-2013

Particulars		1-Apr-2012 to 31-Mar-2013	Particulars		1-Apr-2012 to 31-Mar-2013
Direct Expenses		2,63,214.00	Direct Incomes		4,65,617.00
Accountant Fee Exp A/c	5,000.00		Interest on FDR A/c	2,91,315.00	
Audit Fees A/c	5,000.00		Interest on SB A/c	18,802.00	
Bank Charges A/c	83.00		Life Membership Fees A/c	55,500.00	
Conference Exp A/c	1,67,621.00		Sponsorship	<u>1,00,000.00</u>	
Meeting Exp A/c	20,000.00				
Postage and Courier Exp A/c	47,370.00				
Printing & Stationery Exp A/c	4,140.00				
Salary Exp A/c	4,000.00				
Travelling Exp A/c	<u>10,000.00</u>				
Gross Profit C/o		2,02,403.00			
		4,65,617.00			4,65,617.00
Nett Profit		2,02,403.00	Gross Profit b/f		2,02,403.00
Total		2,02,403.00	Total		2,02,403.00

GENERAL BODY MEETING OF AGOS:

Hall B, 14th Sep 2013 (Saturday), 6.00 – 6.45 pm

- AGENDA:**
1. To read and confirm minutes of last GBM
 2. To discuss Venue for 42nd Annual All Gujarat Ophthalmological Society Conference to be held in Central Zone
 3. Nomination of President-Elect for year 2013-14
 4. Selection of Office-bearers for year 2013-14
 5. Ratification of new members
 6. To pass audited accounts for year 2012-13
 7. Any other matter with the permission of Chair

TOURS IN & AROUND RAJKOT

TOUR PACKAGES AND RATES

TOUR No.	PACKAGE DETAILS & Destinations	D/N	Max Kms*	TOUR RATES WITH VEHICLE TYPE (All Air-conditioned Cars)				
				INDICA	ETIOS	TAVERA	INNOVA GX	INNOVA VX
01	Half Day Local Tour (4 Hours)	-	-	1800	-	2400	2400	-
02	Full Day Local Tour	1D	-	2000	2300	2500	2600	2865
03	Khijadiya Bird Sanctuary (Near Jamnagar)	1D	300	3000	3200	3800	4200	4200
04	Hingolghadh Nature Education Sanctuary (Near Jasdan)	1D	300	3000	3200	3800	4200	4200
05	Narara Marine National Park (Near Jamnagar)	Interested marine life enthusiasts are advised to contact : Dr. Piyush Matalia (M 093281 05212, C 0288 - 2554888, R 0288 - 2553020)						
06	Dwarka, Nageshwar, Rukshmani Temple	2D/1N	800	6700	7100	8400	9000	9500
07	Somnath, Bhalka Tirth	1D	400	4500	5500	5500	6000	6500
08	Dwarka, Porbander, Somnath, Bhalka Tirth	3D/2N	900	9000	10000	10700	12000	13400
09	Dwarka, Somnath, Sasan Gir, Junagadh	4D/3N	1200	12000	13350	13650	15000	17500
10	Dwarka, Porbander, Diu, Somnath, Sasan Gir, Girnar	5D/4N	1500	15425	16000	18000	20000	21000
Extra charge per Km				8.00	8.50	9.50	10.50	11.50

* No. of Kilometers included in the trip (Exceeded Kms charged as above).

- All rates include Driver allowance, Toll charges & Parking tickets.

For Tour Bookings, Please Contact

Ms. Hirna Jani

UNIGLOBE Shree Aakash Travels

207 - City Shop, 2nd Floor, Opp. Jagnath Police Station, Dr. Yagnik Road, Rajkot - 360 001

M 098250 74990, 099789 74990 | T 0281 2480488 | D 0281 2460449 | E tours@uniglobeshreeakashtravel.com



www.Vista2013.org

RAJKOT

THE 41st ANNUAL ALL GUJARAT OPHTHALMOLOGICAL CONFERENCE

Rajkot is well connected to all parts of Gujarat and Mumbai by a good network of travel services.

ROAD CONNECTIVITY

Rajkot is easily motorable from all around as the network of roads and highways connecting Rajkot are of exemplary standards. Excellent bus services also connect Rajkot to all parts of the state throughout the day.

TRAIN CONNECTIVITY

Good train services are available between Rajkot and Mumbai via Ahmedabad, Baroda and Surat. Jamnagar, Dwarka, Porbandar, Junagadh and Somnath are also accessible by rail from Rajkot.

Direction	Train Name	Train No.	Time
Reaching Rajkot ...	Saurashtra Express	19215	01:18
	Porbandar Express	19261	03:51
	Saurashtra Janta Express	19017	07:27
From Rajkot ...	Saurashtra Mail	19005	10:05
	Saurashtra Express	19216	01:26
	Okha Ernakullam Express	16337	06:40
	Veraval Pune Express	11087	11:45
	Saurashtra Janta Express	19018	15:20
	Saurashtra Mail	19006	17:45

AIR CONNECTIVITY

Rajkot is connected to Mumbai by air with four convenient daily flights each way.

From & To	Flight No.	Departure	Arrival
Mumbai to Rajkot	9W-7129 / S2-4397	05:15	06:20
	9W-7205 / S2-4079	14:05	15:10
	AI-655	16:50	17:55
Rajkot to Mumbai	9W-7135 / S2-4379	18:50	19:55
	9W-7130 / S2-4398	06:50	07:50
	9W-7206 / S2-4080	15:45	16:50
	AI-656	18:40	19:50
	9W-7136 / S2-4380	20:55	22:00

ACCOMMODATION & HOTEL INFORMATION

A wide range of hotel accommodation to suit everyone's taste is available in Rajkot. The conference venue is easily reachable from all the hotels of Rajkot. The conference organizers will be pleased to help out with any requirements and queries for the best options for accommodation & tours in/around Rajkot through our **Official Hospitality Managers** (Dream Pharma). Some basic information about selected hotels is given below.

Hotel Name Website	Star Rating & Sp. Amenities	Distance From Venue	Phone
The Grand Bhagwati www.thegrandbhagwati.com	★★★★Y	3.5 km	0281-2783344
Pradyuman Lords Inn www.lordshotels.com	★★★★Y	05 km	0281-2562880
Khirasara Heritage Palace www.khirasarapalace.in	★★★★	05 km	02827-288444
Imperial Palace www.theimperialpalace.biz	★★★★Y	9 km	0281-2480000
Sarovar Portico www.sarovarhotels.com	★★★	10 km	0281-3016000
Comfort Inn www.hotelcomfortinnlegact.com	★★★★Y	10 km	0281-3018555
Silver Palace www.hotelsilverpalace.com	★★★	10 km	0281-2480008
Grand Regency www.hotelthegrandregencyrajkot.com	★★★	10 km	0281-2240100
Platinum www.platinumhotels.in	★★★★Y	10 km	0281-2232000
Silver Sand www.silversand.com	★★	10 km	0281-2480008
Harmony www.hotelharmonyrajkot.com	★★	10 km	0281-2240950
The Fern www.fernresidencyrajkot.com	★★★★Y	12 km	0281-7111000
Hotel Kavery www.hotelkavery.com	★★★	11 km	0281-2239331

Swimming Pool Gym Non Veg Food also available

HOSPITALITY MANAGERS

D DREAM PHARMA

We Care For Vision...

Name: Vishal Unadkat
Mobile: 93270 88580
Email: dream.mvt@gmail.com



The 41st Annual All Gujarat Ophthalmological Conference
(Hosted by Rajkot Ophthalmological Society)

14th & 15th September 2013, Rajkot

Venue : V.V.P. Engineering College
(Opp. Motel The Village, Kalawad Road, Rajkot)



RAJKOT

www.Vista2013.org

REGISTRATION FORM

(Please ignore if already registered)

PLEASE USE ONLY CAPITALS

Name : _____
(First Name) (Middle Name) (Surname)

Address : _____

City : _____ Pincode : _____ State : _____ Country : _____

Registered Mobile No. : _____ Landline Tel. No. : _____
(For SMS Alerts) (with STD Code)

Email : _____ Medical Council Registration No. : _____
(For Email Updates) (Will save your time at Conference Entry & Exit)

Delegate Fees :

Please tick <input checked="" type="checkbox"/> your category :	EARLY BIRDS Upto 15-05-2013	REGULARS Upto 15-07-2013	LATE DECIDERS Upto 15-08-2013	SPOT Registration
1. Delegate : AGOS Member (Membership No. _____) <input type="checkbox"/>	₹ 600	₹ 750	₹ 900	₹ 1500
2. Delegate : Non-AGOS Member <input type="checkbox"/>	₹ 850	₹ 1050	₹ 1250	₹ 1750
3. Associate Delegate <input type="checkbox"/>	₹ 500	₹ 750	₹ 900	₹ 1250
4. Resident/Fellow <input type="checkbox"/>	₹ 500	₹ 750	₹ 900	₹ 1250
5. Trade Delegate <input type="checkbox"/>	₹ 900	₹ 1250	₹ 1500	₹ 2000

Payment Details :

Amount ₹ _____ In Words _____

Multi-city **Cheque/D.D.** No. : _____ Bank : _____ Date : _____

Cash **Online** : Transaction ID/Receipt No. : _____ Date : _____

Conference Bank A/c Details

Name : Vista 2013, Account No. : 01017620000301, Bank : HDFC, IFSC Code : HDFC0000101

Please Note:

1. The registration is not transferable.
2. For everyone's convenience, Spot registrations are not encouraged.
3. Complete Kit for Spot registrants will be given only subject to availability.
4. It would be mandatory to wear the Vista 2013 Identity Badge throughout the Conference.
5. Replacement of lost badge will be done at registration counter only with a fees of ₹ 250.
6. No refund will be available on cancellation.
7. Registration will officially close on August 15, 2013.

FOR OFFICE USE ONLY

Registration No.:

Category :

Receipt No.:

Date :

REGISTRATION MANAGERS

 **Insight Eye Care**

Care With Conviction

Ahmedabad
Contact No.s : +91 8758643536/5
Email: vista2013@insighteyecare.in
www.insighteyecare.in

Conference Secretariat :

Dr. Mukesh Porwal, Organizing Secretary

RETINA HOSPITAL, Kisanpara Chowk, Opp. Old Cancer Hospital, Rajkot – 360 001, Gujarat, India
Tel: +91-281-2456 500/600, Email: Vista2013Rajkot@gmail.com

Signature of Delegate

Date



Vista 2013 is thankful to these Major Sponsors:

MAJOR PACKAGE SPONSORS

1

BAUSCH + LOMB

2

CARE GROUP



3

Alcon[®]

MAJOR ACTIVITY MANAGERS

Registration Managers

Insight[™] Eye Care
Care With Conviction

Kit Managers



Indiana Ophthalmics

Entertainment Managers

N
Nutrilis
Healthcare Pvt Ltd.

Hospitality Managers

DREAM
PHARMA
We Care For Vision...

MINOR PACKAGE SPONSOR

Abbott
Medical Optics



HOYA
SURGICAL OPTICS

APPASAMY
ASSOCIATES
Empowering Vision[®]

ZEISS

NOVARTIS

BioMedix

Mankind

OTHER ACTIVITY MANAGERS



Entod Pharma. Ltd.

MEGA-QUIZ

Phoenix[™]
Remedies Pvt. Ltd.

BANNERS







CLOAK ROOM



UNI
VISION



MOUTH-FRESHNERS

Date: September 13, 2013 (Friday)

CODE	SPECIALITY	CONDUCTED BY	MODERATOR	FACULTY	HIGHLIGHTS	SPONSORED BY
PC-1	PHACO & IOLs	 Netradeep Eye Hospital	Dr. Vasant Sapovadia	Drs. Mohan Rajan, Nitin Dedhia, Darshin Bavishi, Rajiv Chaudhary & Vasant Sapovadia	Interactive LIVE SURGERY (one surgery each by five expert surgeons) & lively discussion with the panel of surgeons.	
Venue: Hotel Grand Regency with Live relay from Netradeep Eye Hospital				Time: 2:00 to 5:00 pm Preceded by Lunch at 1:00 pm		

CODE	SPECIALITY	CONDUCTED BY	MODERATOR	FACULTY	HIGHLIGHTS	SPONSORED BY
PC-2	RETINA	 Retina Hospital	Dr. Manish Nagpal	Drs. J J De Laey, P N Nagpal, Milan Thakkar, Ajay Aurora, Sanjay Gadre, Kartikay Nanavaty Alay Banker, Mudit Bansal, Somesh Agarwal, Navneet Mehrotra, Amarjeet Kadam, Mukesh Porwal & Manish Nagpal	Interactive case discussions with a focus on the latest treatment modalities & surgical techniques with expert videos.	
Venue: Hall 'Ambience', The Grand Bhagwati				Time: 4:30 to 7:30 pm followed by Dinner		

CODE	SPECIALITY	CONDUCTED BY	MODERATOR	FACULTY	HIGHLIGHTS	SPONSORED BY
PC-3	CORNEA	 Kansagra Hospital	Dr. Hemal Kansagra	Drs. Quresh Maskati, Paras Mehta, Namrata Sharma, Sandeep Arora, Himanshu Matalia, Ashish Nagpal, Dharmesh Shah, Piyush Matalia, Bharti Lavingia & Hemal Kansagra	Didactic lectures & interactive session on current issues & difficult cases with surgical videos from experts.	
Venue: Hall 'Galleria', The Grand Bhagwati				Time: 4:30 to 7:30 pm followed by Dinner		

CODE	SPECIALITY	CONDUCTED BY	MODERATOR	FACULTY	HIGHLIGHTS	SPONSORED BY
PC-4	GLAUCOMA	 Glaucoma Eye Hospital	Dr. Piyush Jansari	Drs. Mayuri Khamar, Binita Thakore, Marium Mansuri, Paaraj Dave, Preksha Shah, Purvi Bhagat, Vimal Foodnawala & Piyush Jansari	Step-by-step approach with detailed discussion on examination techniques & investigations, both basic & advanced.	
Venue: Hall 'Memories', The Grand Bhagwati				Time: 4:30 to 7:30 pm followed by Dinner		

- For further details of each Course, Please see pages 20-23.
- Registration for these courses is complimentary but compulsory, please email to: Vista2013Rajkot@gmail.com

V V P ENGINEERING COLLEGE & INDUBHAI PAREKH SCHOOL OF ARCHITECTURE



Vista 2013 will be hosted at one of the leading & vast educational campuses of Rajkot – The **V.V.P.** (Vyavasayi Vidya Pratishtan) **Engineering College** & The Indubhai Parekh **School of Architecture**, located about 7 kms from the city on the outskirts of Rajkot on a quiet & scenic stretch of Kalawad Road. The venue has been chosen for its massive space with an unpolluted ambience sufficiently isolated from the city traffic yet reachable conveniently & quickly.

One of the most modern & the largest of the Auditoriums in the region (The Zaverchand Meghani Kala Bhavan) would be the **Hall A** of Vista 2013. The Auditorium complex, enabled with Wi-Fi, would house the **Registration Zone**, the **Kit Area** & the **Welcome Lounge**. The **Halls B & C** would be erected in the School of Architecture, whose creative campus would also house a **Rendezvous Square** and a **Gossip Lawn** adjacent to the **Refreshment Pavilion** for casual interaction between the delegates. An **E-Posters Gallery** will come up between Halls B & C.

With more than ample space for parking within the campus, the overall setting of the conference would be serene, relaxing as well as educative for the delegates.

GUEST FACULTY

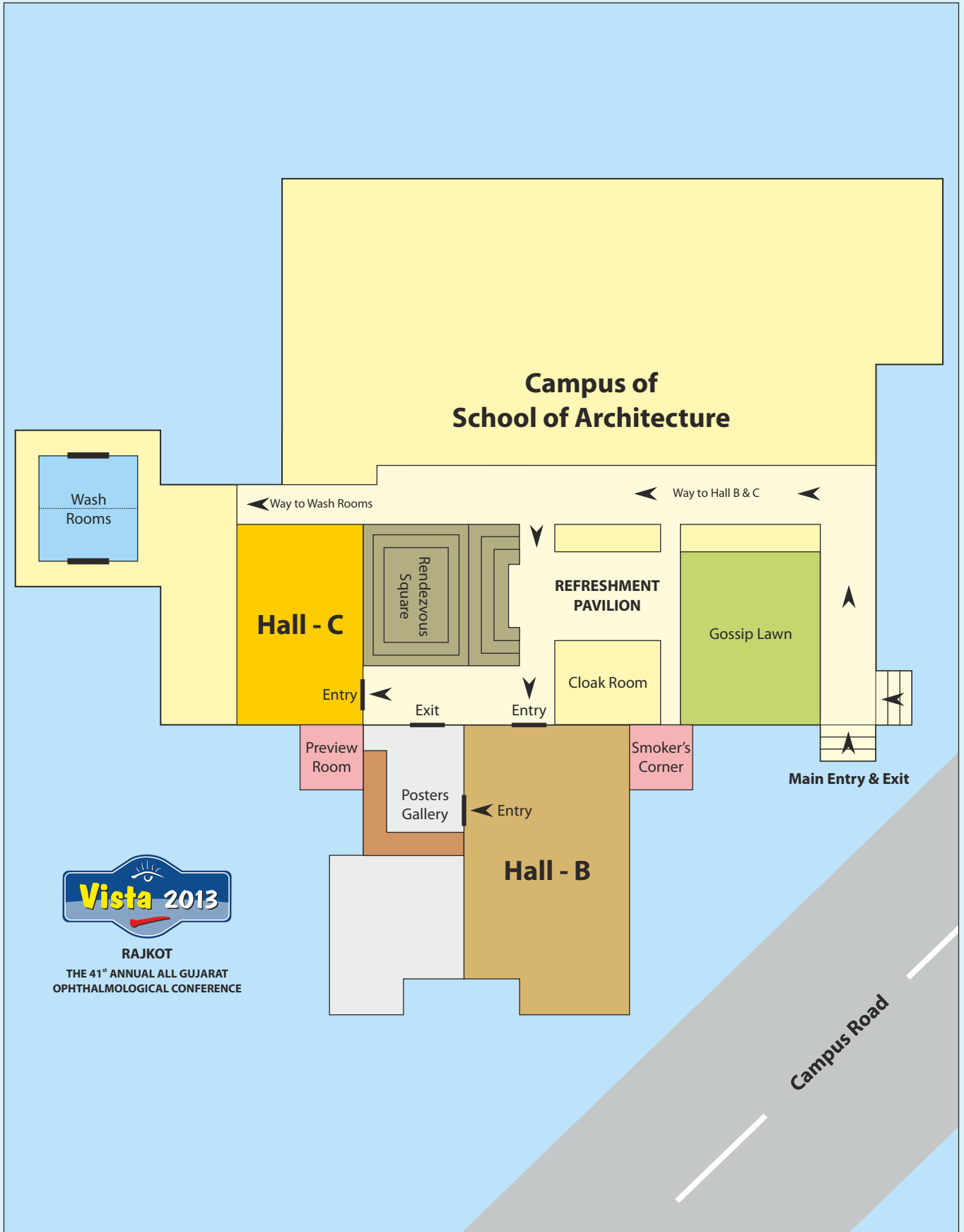
The Confirmed Guest Faculty for **Vista 2013**:

No.	NAME	FROM	SPECIALITY
01	Prof. Jean-Jacques De Laey	Belgium	Medical Retina
02	Dr. Quresh Maskati	Mumbai	Cornea
03	Dr. Ajay Aurora	New Delhi	Vitreo-Retinal Surgery
04	Dr. Namrata Sharma	New Delhi	Cornea
05	Dr. Anil Kothari	Udaipur	Refractive Surgery
06	Dr. Arup Chakrabarti	Trivandrum	Cataract & Glaucoma
07	Dr. Rajiv Choudhary	Indore	Cataract
08	Dr. Mohan Rajan	Chennai	Cataract
09	Dr. Rajinder Khanna	New Delhi	Cataract & Refractive
10	Dr. Ambrish Darak	Pune	Refractive Surgery
11	Dr. Vinod C Mehta	Mumbai	Cataract & Refractive
12	Dr. Kulin Kothari	Mumbai	Cataract & Glaucoma
13	Dr. Purendra Bhasin	Gwalior	Refractive Surgery
14	Dr. Suresh Pandey	Kota	Cataract
15	Dr. Vidhushi Pandey	Kota	Practice Management
16	Dr. Niteen Dedhia	Mumbai	Cataract & Refractive
17	Dr. Virendra Agrawal	Jaipur	Cataract & Refractive
18	Dr. Himanshu Matalia	Bangalore	Cornea & Refractive
19	Dr. Milind Naik	Hyderabad	Orbit & Oculoplasty
20	Dr. Reshma Jhaveri	Mumbai	Glaucoma
21	Dr. Ramesh Kekunnaya	Hyderabad	Squint & Neuro-Ophthal
22	Dr. Sudip Das	Bangalore	Femto Cataract Surgery



RAJKOT
THE 41st ANNUAL ALL GUJARAT
OPHTHALMOLOGICAL CONFERENCE





RAJKOT
THE 41st ANNUAL ALL GUJARAT
OPHTHALMOLOGICAL CONFERENCE



Prof. JEAN-JACQUES DE LAEY
(Ghent, Belgium)

Retina Foundation Orator

Prof. Jean-Jacques De Laey has an illustrious & long academic career with the University of Ghent, Belgium & is a stalwart in the field of Medical Retina. He has published five books & over 270 papers and is a popular teacher all over the world. He has received numerous awards & honors for his pioneering research. He was the recent Secretary General of the International Council of Ophthalmology & is its Vice-President now.

Dr De Laey will deliver the 2013 Retina Foundation Oration on '**Juvenile Heredomacular Dystrophies: New Insights in Diagnosis & Management**' (at 11 am in Hall-A on Sunday, 15th Sep 2013)



Dr. UDAY R. GAJIWALA
(Mandvi-Surat, Gujarat)

Dr. R. N. Mathur Orator

Dr. Uday Gajiwala is the Superintendent of Tejas Eye Hospital & Co-Founder of Divyajyoti Trust in Mandvi town of Surat district. He has worked extensively on Hospital Infection, Sterilization Protocols, Endophthalmitis Prevention & Community Ophthalmology in general. He is associated with Vision 2020: Right to Sight India Programme at various levels. He has conducted numerous workshops related to infection control & has published well-accepted guidelines on the subject.

Dr Gajiwala will deliver the 2013 Dr. R. N. Mathur Oration on '**Infection Control Protocol: The need of the hour**' (at 5 pm in Hall-A on Saturday, 14th Sep 2013)



Dr. SUDARSHAN IYENGAR
(Ahmedabad)

Chief Guest

Dr. Sudarshan Iyengar is the Vice-Chancellor of Gujarat Vidyapith, Ahmedabad (founded by Mahatma Gandhi in 1920), known for his work on environmental economics and focus on social subjects with a Gandhian touch. He has published many books & research papers on developmental issues. He is a fluent orator in many languages.

Dr Iyengar will address Vista 2013 in the Inauguration Ceremony (at 7 pm in Hall-A on Saturday, 14th Sep 2013)


HANDS-ON WET-LABS

Vista 2013, with the help of interested companies, has organized three unique **Hands-on WET LAB Demonstrations** (complete with Microscopes, Videos, Instructors & goat eyes) on both days of the conference in the **Trade Conclave**:

CODE	WET-LAB for	TIME & DATE	BOOTH No.	SUPPORTED BY
WL01	Collagen Matrix Implants with Trabeculectomy	10.00 am - 05.00 pm, 14 th Sep 09.00 am - 02.00 pm, 15 th Sep	23	OLOGEN (Aeon Astron)
WL02	Corneal Implants for Keratoconus & Myopia	10.00 am - 05.00 pm, 14 th Sep	73 & 74	LENSAI (INTACS)
WL03	Iris-fixated Lenses for Aphakia & Myopia	10.00 am - 02.00 pm, 15 th Sep	73 & 74	LENSAI (Artisan)

Delegates interested in getting hands-on experience are requested to pre-register (for proper time management) by sending the relevant Wet Lab Code in an email to: Vista2013Rajkot@gmail.com or an SMS to: 94262 29442

Date: **Friday, 13th September 2013**Time: **1.00 pm to 5.00 pm**Live Surgeries : **Netradeep Eye Hospital**Live Transmission & Discussions : **Hotel The Grand Regency**

CONDUCTED BY:  Netradeep Eye Hospital	SPONSORED BY: BAUSCH + LOMB
Course Director	Vasant Sapovadia

Lunch: **1.00 pm**Surgical Sessions: **2.00 pm Sharp**

STRUCTURE OF THE COURSE	FIVE SURGICAL SESSIONS , each comprising three parts	
Part 01	LIVE SURGERY & LIVE TRANSMISSION	
Part 02	Presentation related to the Surgery	10 - 12 Minutes
Part 03	Brief Comments/Video from another Expert	2 - 3 Minutes



COURSE PROGRAM	OPERATION THEATRE NETRADEEP EYE HOSPITAL			REGENT ROOM THE GRAND REGENCY HOTEL		
	SESSION	PART 01		PART 02		PART 03
TIME PM	LIVE SURGERY	SURGEON	IOL	TOPIC	SPEAKER	COMMENTS
2.00 - 2.30	01	Mohan Rajan	EnVista	Glistenings	Niteen Dedhia	Animesh Dhruva
2.30 - 3.00	02	Rajiv Choudhary	Akreos MIL	True MICS 1.8	Darshin Bavishi	Dharmesh Bhuptani
3.00 - 3.30	03	Niteen Dedhia	Crystalens	New Combined Platform	Mohan Rajan	Amarjeet Kadam
3.30 - 4.00	04	Darshin Bavishi	Crystalens	Accomodative IOL	Rajiv Choudhary	Hardik Shroff
4.00 - 5.00	05	Vasant Sapovadia	EnVista	PANEL DISCUSSION		Q & A

- Gujarat Medical Council has accredited this Course with **Two CME Credit Hours**.
- Registration for this Course is Complimentary, Please email to: Vista2013Rajkot@gmail.com

Date: **Friday, 13th September 2013**

Time: **4.30 pm to 7.30 pm**

Venue: **Hall 'Ambience', Hotel The Grand Bhagwati, Rajkot**

ORGANIZED BY:  Retina Hospital		SPONSORED BY:  NOVARTIS	
CHAIRPERSONS	Prof DeLaey & P N Nagpal	MODERATORS	Manish Nagpal & Mukesh Porwal

SESSION 1 : 4.30 pm to 6.00 pm 3 minutes DISCUSSION after each talk

No.	FACULTY	TOPIC	DURATION
01	Kartikey Nanavaty	Present role of OCT	8 min
02	P N Nagpal	Present role of Fluorescein Angiography	8 min
03	Prof De Laey	Is Anti VEGF treatment a revolution for Retinal surgeons ?	15 Min
04	Somesh Agarwal	An interesting case of ARMD	8 Min
05	Alay Banker	Pearls for MIVS	8 Min
06	Ajay Aurora	Surgical management of ERM	12 Min
07	Mudit Bansal	Staining the unseen	8 Min

BREAK

SESSION 2 : 6.30 pm to 7.30 pm 15 minutes PANEL DISCUSSION at the end

No.	FACULTY	TOPIC	DURATION
08	Ajay Aurora	Surgery for PDR ! Tips and tricks	12 Min
09	Sanjay Gadre	Delayed dropped IOL management	8 Min
10	Manish Nagpal	The art of relaxing the retina	8 Min
11	Navneet Mehrotra	Silicone Oil removal	8 Min
12	Amarjeet Kadam	Newer technology in management of VR cases	8 Min

8.00 pm ...

DINNER

- Gujarat Medical Council has accredited this Course with **Two CME Credit Hours**.
- Registration for this Course is Complimentary, Please email to: Vista2013Rajkot@gmail.com



www.Vista2013.org



RAJKOT

THE 41st ANNUAL ALL GUJARAT OPHTHALMOLOGICAL CONFERENCE

Date: Friday, 13th September 2013

Time: 4.30 pm to 7.30 pm

Venue: Hall 'Galleria', Hotel The Grand Bhagwati, Rajkot

ORGANIZED BY:  Kansagra Hospital		SPONSORED BY:  InsightTM Eye Care	
CHAIRPERSON	Piyush Matalia	MODERATORS	Bharat Ghodadra & Hemal Kansagra

SESSION 1 : 4.30 pm to 6.00 pm DIDACTIC LECTURES

No.	FACULTY	TOPIC	DURATION
01	Quresh Maskati	Asymmetric thin cornea – What Next?	10 min
02	Namrata Sharma	Fungal Keratitis	10 min
03	Paras Mehta	Pterygium – Preventing Recurrences	10 Min
04	Himanshu Matalia	Amniotic and Mucous Membrane Grafting	10 Min
05	Sandeep Arora	Viral Keratitis	10 Min
06	Ashish Nagpal	How to treat Post-Phaco Corneal Edema?	10 Min
07	Hemal Kansagra	Boston Keratoprosthesis - Indian type	10 Min
08	Bhartiben Lavingia	Update on INTACS	10 Min

BREAK

SESSION 2 : 6.30 pm to 7.30 pm PANEL DISCUSSIONS

No.	FACULTY	TOPIC	DURATION
09	Quresh Maskati	Conjunctivoplasty	10 Min
10	Namrata Sharma	Management of Acute Chemical Injuries	10 Min
11	Himanshu Matalia	Femto Corneal Surgeries	10 Min
12	Paras Mehta	Post-LASIK Nighmares	10 Min
13	Ashish Nagpal	Allergic Eye Disease – When the Drops fail	10 Min
14	Dharmesh Shah	Dry Eyes - Recent Advances & Options	10 Min
	Q & A	If time permits	

8.00 pm ...

DINNER



- Gujarat Medical Council has accredited this Course with **Two CME Credit Hours**.
- Registration for this Course is Complimentary, Please email to: Vista2013Rajkot@gmail.com

www.Vista2013.org

Date: Friday, 13th September 2013

Time: 4.30 pm to 7.30 pm

Venue: Hall 'Memories', Hotel The Grand Bhagwati, Rajkot

ORGANIZED BY:	 Glaucoma Eye Hospital	SPONSORED BY:	
CHAIRPERSON	Mayuri Khamar	MODERATOR	Piyush Jansari

SESSION 1 : 4.30 pm to 6.00 pm

No.	FACULTY	TOPIC	DURATION
01	Purvi Bhagat	Things to Look for on SLE in Glaucoma	8 min
02	Marium Mansuri	How to Diagnose Congenital Glaucoma	8 min
03	Preksha Shah	How to Perform Applanation Tonometry	8 Min
04	Marium Mansuri	How to Perform Gonioscopy	8 Min
05	Paaraj Dave	How to see DISC with Slit Lamp	8 Min
06	Vimal Fudnawala	Non Glaucomatous causes of Optic Disc Excavation (Cupping)	8 Min
07	Binita Thakore	How to Read (a) HRT	8 Min
08	Paaraj Dave	How to Read (b) OCT	8 Min
09	Mayuri Khamar	How to Read (c) GDx	8 Min
10	Piyush Jansari	How to Read (d) HVF	8 Min
11	Purvi Bhagat	How to improve Compliance in Glaucoma Patients	8 Min

BREAK**SESSION 2 : 6.30 pm to 7.30 pm**

No.	FACULTY	TOPIC	DURATION
12	Mayuri Khamar	How to Perform Successful YAG PI	10 Min
13	Binita Thakore	Surgical Counseling before Trabeculectomy	10 Min
14	All Speakers	PANEL DISCUSSION	15 Min
15	Instructor: Piyush Jansari	OLOGEN Videos & Hands-on WET-LAB	25 Min

8.00 pm ...**DINNER**

- Gujarat Medical Council has accredited this Course with **Two CME Credit Hours**.
- Registration for this Course is Complimentary, Please email to: Vista2013Rajkot@gmail.com



RAJKOT

THE 41st ANNUAL ALL GUJARAT OPHTHALMOLOGICAL CONFERENCE

VENUE: V. V. P. ENGINEERING COLLEGE CAMPUS

THEME: **CASE-BASED CURRENT CONCEPTS**SATURDAY - 14TH SEPTEMBER 2013

TIME	HALL - A	HALL - B	HALL - C
08.00 am - 10.00 am	BREAKFAST		
09.00 am - 10.00 am	CATARACT SURGERY BASICS	ADVANCES IN GLAUCOMA	FREE PAPERS 1
10.05 am - 11.00 am	REFRACTIVE SURGERY	ORBIT & OCULOPLASTY	(POSTERIOR SEGMENT)
11.00 am - 11.15 am	TEA		
11.15 am - 12.15 pm	MEDICAL RETINA GLIMPSES	RAGHUDEEP EYE HOSPITAL	FREE PAPERS 2
12.20 pm - 01.15 pm	OPINION & DEBATES	FILM FESTIVAL	(ANTERIOR SEGMENT)
01.15 pm - 02.00 pm	LUNCH		
02.00 pm - 02.55 pm	INVESTIGATIONS *(HOYA)	CORNEA & OCULAR SURFACE	FREE PAPERS 3
03.00 pm - 04.00 pm	ADVANCED PHACO *(ALCON)	STRABISMUS SIMPLIFIED	(GENERAL)
04.00 pm - 04.15 pm	TEA		
04.15 pm - 05.00 pm	LATEST OF THE LATEST	PRACTICE MANAGEMENT	ECTATIC CORNEAL DISORDERS (IC)
05.00 pm - 05.45 pm	Dr. R. N. MATHUR ORATION	GENERAL BODY MEETING	
06.00 pm - 06.45 pm			
07.00 pm - 08.00 pm	INAUGURATION CEREMONY		
GALA DINNER			
08.30 pm Onwards ...	NUTRILIS ENTERTAINMENT EVENING		

SUNDAY - 15TH SEPTEMBER 2013

TIME	HALL - A	HALL - B	HALL - C
07.30 am - 09.30 am	BREAKFAST		
08.00 am - 09.00 am	SURGICAL RETINA	BEST OF THE BEST PAPERS	EYE & SYSTEMIC DISEASES
09.05 am - 10.45am	AHMEDABAD ACADEMY SYMPOSIUM	TIPS & TRICKS IN TRAUMA	HOW TO WRITE A PAPER? (IJO IC)
10.45 am - 11.00 am	TEA		
11.00 am - 11.45 am	RETINA FOUNDATION ORATION		
11.50 am - 12.30 pm	FEMTO LASER CATARACT (B&L)*	MACULA UPDATE (ZEISS)*	NEURO-OPHTHALMOLOGY
12.35 pm - 01.15 pm	FEMTO LASER REFRACTIVE (B&L)*	INTRAVITREAL INJECTIONS	CAUGHT ON THE WRONG FOOT? (IC)
01.15 pm - 02.00 pm	LUNCH		
02.00 pm - 03.30 pm	INTRAOCULAR LENSES (AMO)*		
03.35 pm - 04.30 pm	ENTOD OPHTHALMIC TAMBOLA (QUIZ)		
04.30 pm ...	VALEDICTORY COMMENTS & HIGH TEA		

*SESSION SPONSOR

IC=INSTRUCTION COURSE

SATURDAY - 14 TH SEPTEMBER 2013									
DAY - 1			HALL - A			HALL - B			HALL - C
Session	01		02		03				
Time	09.00 am - 10.00 am		09.00 am - 10.00 am		09.00 am - 10.00 am		09.00 am - 11.00 am		
TITLE	CATARACT SURGERY - BASICS		ADVANCES IN GLAUCOMA			FREE PAPERS 1 - POSTERIOR SEGMENT			
On the Dais	Chairperson	KISHORE ASNANI	Chairperson	MAYURI KHAMAR	Chairperson		Chairperson		SHASHANK PATEL
	Co-Chairperson	PARIMAL TRIVEDI	Co-Chairperson	BINITA THAKORE	Co-Chairperson		Co-Chairperson		-
	Moderator	DARSHIN BAVISHI	Moderator	PIYUSH JANSARI	Moderator		Moderator		MILAN THAKKAR
	Convener	VIMAL VYAS	Convener	PREKSHA SHAH	Convener		Convener		-
	Rapporteur	SAMIR NARANG	Rapporteur	KAMAL DODIA	Rapporteur		Rapporteur		HARSH YADAV
TALK	TOPIC	SPEAKER	MIN	SPEAKER	MIN	TITLE OF THE PAPER (Author details on Page: 32)			
01	Ideal Biometry Protocols in Standard & Special situations	NITIN PATEL	10	Micro-Incision Glaucoma Surgery (MIGS)	BINITA THAKORE	10	TIME: 6 MIN FOR EACH PAPER + 2 MIN FOR DISCUSSION		
02	Phaco Basics: As they stand today	SHE TAL RAJ	08	Failed Trabeculectomy: What next?	PIYUSH JANSARI	08	To compare progression of CSME in diabetics undergoing cataract surgery with IVTA given during surgery & 3 weeks postop		
03	SICS – Current role & techniques	ANIL KOTHARI	08	Current role of implants	RESHMA JHAVERI	08	Coats' disease – A case report		
04	Phacoemulsification in tough situations	RAJIV CHOUDHARY	08	How useful is OCT in Glaucoma?	MITESH KHOKHANI	08	Relationship between vision at first visit & risk factors for CRVO		
05	Management of Posterior Capsular Rupture	ARUP CHAKRABARTI	08	Steroid-induced Glaucoma & Management	MARIAM MANSURI	08	Central serous chorioretinopathy and retinal pigment epithelial tear: Double trouble!		
06	New technologies in Cataract Surgery	MOHAN RAJAN	08	My algorithm for Anti-Glaucoma Drugs	PAARAJ DAVE	08	Study of risk factors & outcome of conservative management versus Laser management in CSCR		
07	Complications of Phacoemulsification	RAJINDER KHANNA	08	Rapid round-up of interesting Cases	MAYURI KHAMAR	10	Case reports of two young patients with Idiopathic Choroidal Neovascular Membrane		
Session	04		05						
Time	10.05 am - 11.00 am		10.05 am - 11.00 am		10.05 am - 11.00 am				
TITLE	REFRACTIVE SURGERY		ORBIT & OCULOPLASTY						
On the Dais	Chairperson	ANIL BAVISHI	Chairperson	M V VACHHRAJANI					
	Co-Chairperson	VASANT SAPOVADIA	Co-Chairperson	BHARAT SHAH					
	Moderator	RUPAL SHAH	Moderator	NITIN TRIVEDI					
	Convener	JANAK MEHTA	Convener	SWATI RAWANI					
	Rapporteur	SANDEEP VISANI	Rapporteur	BAKUL VYAS					
TALK	TOPIC	SPEAKER	MIN	SPEAKER	MIN				
01	Step by step approach to Refractive Surgery	VASANT SAPOVADIA	10	Ophthalmic Plastic Surgery: State of the Art	MILIND NAIK	10	Foveal scan analysis with SD-OCT and visual outcome after surgery for retinal detachment		
02	How to get the Perfect (Non-Femto) Flap	RUPAL SHAH	08	Botox and Fillers in Ophthalmology	NITIN TRIVEDI	10	Ocular toxoplasma infection: A rare but vision threatening disease		
03	Managing complications of Ref surgeries	ANIL KOTHARI	08	Multi-modular DCR Surgery	ISHAN ACHARYA	08	Scleral buckling for rhegmatogenous retinal detachment using vitrectomy based visualization systems		
04	Phakic Intraocular Lenses	VINOD C MEHTA	08	Management of Retrobulbar SOLS	HARSH SHAH	08	Serous macular edema Vs cystoid macular edema in BRVO: Clinical implications!		
05	Topo guided LASIK & INTACS	AMBRISH DARAK	08	Management of Orbital fractures	BAKUL VYAS	08	Silicon Oil-Retinal Interface & Macular status in Silicon Oil filled eyes using SD-OCT		
06	Recent advances in Presbyopic procedures	TEJAS SHAH	08	Blepharoplasty	SHAILESH MEHTA	08			
07	PANEL DISCUSSION	All Speakers	10	Socket Reconstruction: Let them not suffer!	M V VACHHRAJANI	08			

SATURDAY - 14 TH SEPTEMBER 2013										
DAY - 1			HALL - A			HALL - B			HALL - C	
Session	06		07		08					
Time	11.15 am - 12.15 am		11.15 am - 01.15 pm		11.15 am - 01.15 pm		11.15 am - 01.15 pm			
TITLE	MEDICAL RETINA GLIMPSES		RAGUDEEP EYE CLINIC FILM FESTIVAL		FREE PAPERS 2 - ANTERIOR SEGMENT					
On the Dais	Chairperson	P N NAGPAL	Chairperson	GIRISH JETHWA	Chairperson	ARUP CHAKRABARTI				
	Co-Chairperson	SAROJ SHAH	Co-Chairperson	-	Co-Chairperson	-				
	Moderator	AJAY AURORA	Moderator	SHETAL RAJ	Moderator	DEVDAITA GOHEL				
	Convener	MANISH NAGPAL	Convener	-	Convener	-				
	Rapporteur	SUKETU BHAPAL	Rapporteur	SAYEED KAZI	Rapporteur	HETAL BAKHAI				
TALK	TOPIC	SPEAKER	MIN			CODE	TITLE OF THE PAPER (Author details on Page: 32)			
01	Update on Retinal Venous Occlusions	JEAN-JACQUES DE LAEY	10			FP01AS	Biometry for IOL power calculation: Which technology is better - Optical or Acoustic?			
02	Current treatment in Diabetic Retinopathy	RAJSHREE ARORA	08			FP02AS	Comparison of Steroid Vs Steroid combined with NSAIDs in reducing inflammation following cataract surgery			
03	Protocols for managing ARMD	B RAMCHANDANI	08			FP03AS	Anterior chamber stability without stromal wound hydration after Phacoemulsification: A prospective study of 500 Phaco procedures			
04	Central Serous Chorioretinopathy	VILAS SATHAYE	08			FP04AS	Comparison of IOP measurements by Applanation, Non-contact & Schiötz tonometers			
05	Management of Posterior Uveitis	MANOJ BHATT	08			FP05AS	Corneal collagen cross linking: Trans-epithelial technique v/s Conventional method			
06	Retinopathy of Prematurity: Update	ALAY BANKER	08			FP06AS	Double Irrigation Tube Phaco			
07	PANEL DISCUSSION	All Speakers	10			FP07AS	Factors affecting visual outcome following surgical treatment of cataract in pediatric age group			
						FP08AS	ICL for Myopia - Our Case Series			
						FP09AS	A long-term evaluation of single-piece hydrophobic acrylic intraocular lens implantation on the development of PCO			
						FP10AS	To study changes in keratometry readings and astigmatism induced by pterygium before and after pterygium surgery			
						FP11AS	To study of rise of IOP after Nd-YAG capsulotomy			
						FP12AS	Specular microscopic evaluation of Phakic and Pseudophakic donor corneas of elderly age group			
						FP13AS	Strabismus and Amblyopia Post-Penetrating Keratoplasty			
						FP14AS	Study of rise in IOP in patients of BRVO receiving IVTA and its management			
						FP15AS	To study change in pattern of macula following cataract surgery in training teaching hospital			
Session	09		HALL - A							
Time	12.20 pm - 01.20 pm									
TITLE	OPINIONS & DEBATES									
On the Dais	Chairperson	CHUNILAL BALDHA								
	Co-Chairperson	BAKULESH KHAMAR								
	Moderator	SANJAY GADRE								
	Convener	NILESH PAREKH								
	Rapporteur	HARSHAL BALDHA								
DEBATE	TOPIC	SPEAKERS								
Structure	5 MINUTES FOR EACH SPEAKER'S VIEW + 5 MINUTES FOR ARGUMENTS									
01	A	Gonioscopy is indispensable								
	B	Anterior segment imaging is better								
02	A	Scleral Fixated IOL: Suturing preferred								
	B	Glued IOL is the way to go								
03	A	Toric IOLs are adequate for Astigmatism								
	B	Bioptics is the perfect solution								
04	A	Buckling: Still my choice for RD								
	B	Primary Vitrectomy is better								

SATURDAY - 14 TH SEPTEMBER 2013									
DAY - 1		HALL - A			HALL - B			HALL - C	
Session	10	02.00 pm - 02.55 pm			02.00 pm - 02.55 pm			02.00 pm - 04.00 pm	
Time	FREE PAPERS 3 - GENERAL								
TITLE	CORNEA & OCULAR SURFACE								
On the Dais	Chairperson	JEAN JACQUES DE LAEY	MIN	Chairperson	PIYUSH MATALIA	MIN	Chairperson	DILIP AGRAWAL	
	Co-Chairperson	PRAN NATH NAGPAL	10	Co-Chairperson	BHARTI LAVINGIA	10	Co-Chairperson	-	
	Moderator	JAGDEEP KAKADIA		Moderator	SANDEEP ARORA		Moderator	BAKULESH KHAMAR	
	Convener	VIJAY MAHESHWARI		Convener	PARAS MEHTA		Convener	-	
	Rapporteur	PIYUSH UNADKAT		Rapporteur	RUSHIT SHETH		Rapporteur	FALGUINI TRIVEDI	
TALK	SPEAKER			SPEAKER			SPEAKER		
01	Keynote Address	Precise preoperative metrics with ITRACE Workstation	10	TOPIC	Dry Eye treatment options: Beyond the Horizon	10	Code	TITLE OF THE PAPER (Author details on Page: 33) TIME: 6 MIN FOR EACH PAPER + 2 MIN FOR DISCUSSION	
02		Autofluorescence & Fluorescein Angiography	08		Posterior Lamellar Keratoplasties	08	FP01GN	Can UBM match USP for measurement of Central Corneal Thickness?	
03		Perimetry – Pros & Cons	08		Peripheral Ulcerative Keratitis	08	FP02GN	A comparative study of frontalis sling surgery: Use of autogenous fascia lata compared with silicon rod	
04		Ultrasound Biomicroscopy (UBM)	08		Keratoprosthesis	08	FP03GN	A study of microbiological indices of fungal corneal ulcer: Year 2012	
05		Corneal Topography: Simplified Interpretation	08		Anterior Lamellar Keratoplasties	08	FP04GN	Skin eruption and thrombocytopaenia after YAG	
06		Optical Coherence Tomography (OCT)	10		Management of Non-healing Keratitis	08	FP05GN	Capsulotomy: a Case report	
					Newer Fluoroquinolones in Corneal Infections	08	FP06GN	Can Tolosa Hunt Syndrome be with a Normal MRI?	
Session	13	HALL - A			HALL - B				
Time	03.00 pm - 04.00 pm								
TITLE	STRABISMUS SIMPLIFIED								
On the Dais	Chairperson	ARUP CHAKRABARTI		Chairperson	KAMINI AUDICH		Chairperson		
	Co-Chairperson	ABHAY VASAVADA		Co-Chairperson	NITIN TRIVEDI		Co-Chairperson		
	Moderator	AJAY MEHTA		Moderator	HANSA THAKKAR		Moderator		
	Convener	TWINKLE SHAH		Convener	ILA NANAVATY		Convener		
	Rapporteur	ATUL BADIANI		Rapporteur	REEMA RAVAL		Rapporteur		
TALK	SPEAKER			TOPIC			TOPIC		
01	Keynote Address	Micro-Coaxial Phacoemulsification	10	TOPIC	Management of Strabismus in Myopia	10	FP12GN	Extraocular muscle Cysticercosis : Role of USG B-Scan	
02		Venturi Vs Peristaltic Phacodynamics	08		Small angle squint: Options in management	10	FP13GN	Study of UBM in Closed Globe injuries	
03		My experience with MICS	08		Torsion: The WHY axis	08	FP14GN	Epidemiologic study of acute painless non-traumatic loss of vision at Western Regional Institute	
04		Posterior capsular polishing techniques	08		Faden & Adjustable Faden surgery	08	FP15GN	To estimate willingness to pay for cataract surgery among people ≥50 years in Surat district	
05		Phacoemulsification in eyes with Uveitis	08		Congenital Cranial Disinnervational disorders	08			
06		Glistenings in Lenses: How serious a concern?	08		Muscle transplantation: Is it possible?	08			
07		PANEL DISCUSSION	10		PANEL DISCUSSION	08			

For LIST OF E-POSTERS: See Page 34

DAY - 2										
SUNDAY - 15 TH SEPTEMBER 2013										
HALL - A			HALL - B			HALL - C			21	
08.00 am - 09.00 am			08.00 am - 09.00 am			08.00 am - 09.00 am			08.00 am - 09.00 am	
SURGICAL RETINA			BEST OF THE BEST PAPERS			EYE & SYSTEMIC DISEASES (INSTRUCTION COURSE)			(INSTRUCTION COURSE)	
Session	19	Chairperson	JEAN-JACQUES DE LAEY	Chairperson	PIYUSH MATAJIA	Chairperson	M V VACHHRAJANI	Chairperson	M V VACHHRAJANI	
Time	08.00 am - 09.00 am	Co-Chairperson	SANJAY GADRE	Co-Chairperson	-	Chief Instructor	ISHAN ACHARYA	Chief Instructor	ISHAN ACHARYA	
TITLE		Moderator	AMARJEET KADAM	Moderator	ARUP CHAKRABARTI	Instructor 2	PARAS MEHTA	Instructor 2	PARAS MEHTA	
On the Dais		Convener	AMISH PATEL	Convener		Instructor 3	BHARAT RAMCHANDANI	Instructor 3	BHARAT RAMCHANDANI	
		Rapporteur	MILAN THAKKAR	Rapporteur	JITENDRA JETHANI	Instructor 4	VIMAL FOODNAWALA	Instructor 4	VIMAL FOODNAWALA	
TALK		TOPIC	SPEAKER	TOPIC		TOPIC	SPEAKER	TOPIC	SPEAKER	
01		Bye Bye to Bimanual Vitrectomy	ALAY BANKER	08		Rheumatoid Arthritis, Wagener's	PARAS MEHTA	12		
02		Tips for successful Buckling	PRAN NATH NAGPAL	08		Granulomatosis, Collagen Vascular Disorders				
03		Role of Resurgeries	ANURAG THAKRAL	08		Sarcoidosis, Myasthenia, Thyroid disease,	ISHAN ACHARYA	14		
04		Management of Endophthalmitis	MUDIT BANSAL	08		Leukemias, Lymphomas				
05		Surgery for Proliferative Diabetic Retinopathy	MANISH NAGPAL	08		Cytomegalovirus Retinitis, Toxic Neuropathies	B RAMCHANDANI	12		
06	Keynote	Indigenous innovations in MIVS	AJAY AURORA	10		Amyloidosis, Tuberculosis & Neurofibromatosis	VIMAL FOODNAWALA	12		
07		PANEL DISCUSSION	All Speakers	10		PANEL DISCUSSION	All Speakers	10		
Session	22	Chairperson	PRAN NATH NAGPAL	Chairperson	NITIN TRIVEDI	Chairperson	ARUP CHAKRABARTI	Chairperson	ARUP CHAKRABARTI	
Time	09.05 am - 10.45 am	Co-Chairperson	ABHAY VASAVADA	Co-Chairperson	KIRAN SHAH	Co-Chairperson	MILIND NAIK	Co-Chairperson	MILIND NAIK	
TITLE		Moderator	NAMRATA SHARMA	Moderator	ASHOK TALATI	Moderator	BAKULESH KHAMAR	Moderator	BAKULESH KHAMAR	
On the Dais		Convener	KARTIKEY NANAVATI	Convener	SURESH UNJIA	Convener	ALAY BANKER	Convener	ALAY BANKER	
		Rapporteur	AJAY MEHTA	Rapporteur	HARESH GADHIYA	Rapporteur	JITENDRA JETHANI	Rapporteur	JITENDRA JETHANI	
FORMAT		10 minutes for Cases + 5 minutes of Discussion for each Speaker			A Ring-side View of the Role of all Specialities in Trauma			HOW TO PUBLISH A SCIENTIFIC PAPER		
TALK		TOPIC	SPEAKER	TOPIC	SPEAKER	TOPIC	SPEAKER	TOPIC	SPEAKER	
01		Phacoemulsification & Glaucoma Cases	ARUP CHAKRABARTI	15	Lid Tear Repair & Lid Reconstruction	NITIN TRIVEDI	10	How to search online for research material	PAARAJ DAVE	
02		Refractive Surgery Cases	VINOD C MEHTA	15	Corneo-Scleral Tears	HEMAL KANSAGRA	10	How to do peer review work?	JITENDRA JETHANI	
03		Medical Retina Cases	AJAY AURORA	15	Traumatic Cataracts	VIRAJ VASAVADA	10	Importance of a scientific journal	KAMAL NAGPAL	
04		Small-Incision Cataract Surgery Cases	ANIL KOTHARI	15	Complex Posterior Segment Injury	ASHOK TALATI	10	How to write a case report?	RAAMESH KEKUNNAYA	
05		Cornea & Ocular Surface Cases	QURESH MASHKATI	15	Visual Rehab after Corneal Trauma	PARAS MEHTA	10	Preparing of Manuscript	MILIND NAIK	
06		Surgical Retina Cases	MANISH NAGPAL	15	Post-traumatic Endophthalmitis	TEJAS DESAI	10	Choosing statistical analysis for your paper	BAKULESH KHAMAR	
Session	25	Chairperson	Prof. JEAN-JACQUES DE LAEY	Chairperson	ISHAN ACHARYA	Chairperson	ALAY BANKER	Chairperson	ALAY BANKER	
Time	11.00 am - 11.45 am	Co-Chairperson		Co-Chairperson	DARSHIN BAVISHI	Co-Chairperson	ARUP CHAKRABARTI	Co-Chairperson	ARUP CHAKRABARTI	
TITLE		Moderator		Moderator	PRADEEP SHETH	Moderator		Moderator		
On the Dais		Convener		Convener	All Speakers	Convener		Convener		
		Rapporteur		Rapporteur		Rapporteur		Rapporteur		
FORMAT		RETINA FOUNDATION ORATION			PANEL DISCUSSION			HOW TO PUBLISH A SCIENTIFIC PAPER		
TALK		TOPIC	SPEAKER	TOPIC	SPEAKER	TOPIC	SPEAKER	TOPIC	SPEAKER	
01		Phacoemulsification & Glaucoma Cases	ARUP CHAKRABARTI	15	Lid Tear Repair & Lid Reconstruction	NITIN TRIVEDI	10	How to search online for research material	PAARAJ DAVE	
02		Refractive Surgery Cases	VINOD C MEHTA	15	Corneo-Scleral Tears	HEMAL KANSAGRA	10	How to do peer review work?	JITENDRA JETHANI	
03		Medical Retina Cases	AJAY AURORA	15	Traumatic Cataracts	VIRAJ VASAVADA	10	Importance of a scientific journal	KAMAL NAGPAL	
04		Small-Incision Cataract Surgery Cases	ANIL KOTHARI	15	Complex Posterior Segment Injury	ASHOK TALATI	10	How to write a case report?	RAAMESH KEKUNNAYA	
05		Cornea & Ocular Surface Cases	QURESH MASHKATI	15	Visual Rehab after Corneal Trauma	PARAS MEHTA	10	Preparing of Manuscript	MILIND NAIK	
06		Surgical Retina Cases	MANISH NAGPAL	15	Post-traumatic Endophthalmitis	TEJAS DESAI	10	Choosing statistical analysis for your paper	BAKULESH KHAMAR	
Session	25	Chairperson	Prof. JEAN-JACQUES DE LAEY	Chairperson	ISHAN ACHARYA	Chairperson	ALAY BANKER	Chairperson	ALAY BANKER	
Time	11.00 am - 11.45 am	Co-Chairperson		Co-Chairperson	DARSHIN BAVISHI	Co-Chairperson	ARUP CHAKRABARTI	Co-Chairperson	ARUP CHAKRABARTI	
TITLE		Moderator		Moderator	PRADEEP SHETH	Moderator		Moderator		
On the Dais		Convener		Convener	All Speakers	Convener		Convener		
		Rapporteur		Rapporteur		Rapporteur		Rapporteur		
FORMAT		RETINA FOUNDATION ORATION			PANEL DISCUSSION			HOW TO PUBLISH A SCIENTIFIC PAPER		
TALK		TOPIC	SPEAKER	TOPIC	SPEAKER	TOPIC	SPEAKER	TOPIC	SPEAKER	
01		Phacoemulsification & Glaucoma Cases	ARUP CHAKRABARTI	15	Lid Tear Repair & Lid Reconstruction	NITIN TRIVEDI	10	How to search online for research material	PAARAJ DAVE	
02		Refractive Surgery Cases	VINOD C MEHTA	15	Corneo-Scleral Tears	HEMAL KANSAGRA	10	How to do peer review work?	JITENDRA JETHANI	
03		Medical Retina Cases	AJAY AURORA	15	Traumatic Cataracts	VIRAJ VASAVADA	10	Importance of a scientific journal	KAMAL NAGPAL	
04		Small-Incision Cataract Surgery Cases	ANIL KOTHARI	15	Complex Posterior Segment Injury	ASHOK TALATI	10	How to write a case report?	RAAMESH KEKUNNAYA	
05		Cornea & Ocular Surface Cases	QURESH MASHKATI	15	Visual Rehab after Corneal Trauma	PARAS MEHTA	10	Preparing of Manuscript	MILIND NAIK	
06		Surgical Retina Cases	MANISH NAGPAL	15	Post-traumatic Endophthalmitis	TEJAS DESAI	10	Choosing statistical analysis for your paper	BAKULESH KHAMAR	
Session	25	Chairperson	Prof. JEAN-JACQUES DE LAEY	Chairperson	ISHAN ACHARYA	Chairperson	ALAY BANKER	Chairperson	ALAY BANKER	
Time	11.00 am - 11.45 am	Co-Chairperson		Co-Chairperson	DARSHIN BAVISHI	Co-Chairperson	ARUP CHAKRABARTI	Co-Chairperson	ARUP CHAKRABARTI	
TITLE		Moderator		Moderator	PRADEEP SHETH	Moderator		Moderator		
On the Dais		Convener		Convener	All Speakers	Convener		Convener		
		Rapporteur		Rapporteur		Rapporteur		Rapporteur		
FORMAT		RETINA FOUNDATION ORATION			PANEL DISCUSSION			HOW TO PUBLISH A SCIENTIFIC PAPER		
TALK		TOPIC	SPEAKER	TOPIC	SPEAKER	TOPIC	SPEAKER	TOPIC	SPEAKER	
01		Phacoemulsification & Glaucoma Cases	ARUP CHAKRABARTI	15	Lid Tear Repair & Lid Reconstruction	NITIN TRIVEDI	10	How to search online for research material	PAARAJ DAVE	
02		Refractive Surgery Cases	VINOD C MEHTA	15	Corneo-Scleral Tears	HEMAL KANSAGRA	10	How to do peer review work?	JITENDRA JETHANI	
03		Medical Retina Cases	AJAY AURORA	15	Traumatic Cataracts	VIRAJ VASAVADA	10	Importance of a scientific journal	KAMAL NAGPAL	
04		Small-Incision Cataract Surgery Cases	ANIL KOTHARI	15	Complex Posterior Segment Injury	ASHOK TALATI	10	How to write a case report?	RAAMESH KEKUNNAYA	
05		Cornea & Ocular Surface Cases	QURESH MASHKATI	15	Visual Rehab after Corneal Trauma	PARAS MEHTA	10	Preparing of Manuscript	MILIND NAIK	
06		Surgical Retina Cases	MANISH NAGPAL	15	Post-traumatic Endophthalmitis	TEJAS DESAI	10	Choosing statistical analysis for your paper	BAKULESH KHAMAR	
Session	25	Chairperson	Prof. JEAN-JACQUES DE LAEY	Chairperson	ISHAN ACHARYA	Chairperson	ALAY BANKER	Chairperson	ALAY BANKER	
Time	11.00 am - 11.45 am	Co-Chairperson		Co-Chairperson	DARSHIN BAVISHI	Co-Chairperson	ARUP CHAKRABARTI	Co-Chairperson	ARUP CHAKRABARTI	
TITLE		Moderator		Moderator	PRADEEP SHETH	Moderator		Moderator		
On the Dais		Convener		Convener	All Speakers	Convener		Convener		
		Rapporteur		Rapporteur		Rapporteur		Rapporteur		
FORMAT		RETINA FOUNDATION ORATION			PANEL DISCUSSION			HOW TO PUBLISH A SCIENTIFIC PAPER		
TALK		TOPIC	SPEAKER	TOPIC	SPEAKER	TOPIC	SPEAKER	TOPIC	SPEAKER	
01		Phacoemulsification & Glaucoma Cases	ARUP CHAKRABARTI	15	Lid Tear Repair & Lid Reconstruction	NITIN TRIVEDI	10	How to search online for research material	PAARAJ DAVE	
02		Refractive Surgery Cases	VINOD C MEHTA	15	Corneo-Scleral Tears	HEMAL KANSAGRA	10	How to do peer review work?	JITENDRA JETHANI	
03		Medical Retina Cases	AJAY AURORA	15	Traumatic Cataracts	VIRAJ VASAVADA	10	Importance of a scientific journal	KAMAL NAGPAL	
04		Small-Incision Cataract Surgery Cases	ANIL KOTHARI	15	Complex Posterior Segment Injury	ASHOK TALATI	10	How to write a case report?	RAAMESH KEKUNNAYA	
05		Cornea & Ocular Surface Cases	QURESH MASHKATI	15	Visual Rehab after Corneal Trauma	PARAS MEHTA	10	Preparing of Manuscript	MILIND NAIK	
06		Surgical Retina Cases	MANISH NAGPAL	15	Post-traumatic Endophthalmitis	TEJAS DESAI	10	Choosing statistical analysis for your paper	BAKULESH KHAMAR	
Session	25	Chairperson	Prof. JEAN-JACQUES DE LAEY	Chairperson	ISHAN ACHARYA	Chairperson	ALAY BANKER	Chairperson	ALAY BANKER	
Time	11.00 am - 11.45 am	Co-Chairperson		Co-Chairperson	DARSHIN BAVISHI	Co-Chairperson	ARUP CHAKRABARTI	Co-Chairperson	ARUP CHAKRABARTI	
TITLE		Moderator		Moderator	PRADEEP SHETH	Moderator		Moderator		
On the Dais		Convener		Convener	All Speakers	Convener		Convener		
		Rapporteur		Rapporteur		Rapporteur		Rapporteur		
FORMAT		RETINA FOUNDATION ORATION			PANEL DISCUSSION			HOW TO PUBLISH A SCIENTIFIC PAPER		
TALK		TOPIC	SPEAKER	TOPIC	SPEAKER	TOPIC	SPEAKER	TOPIC	SPEAKER	
01		Phacoemulsification & Glaucoma Cases	ARUP CHAKRABARTI	15	Lid Tear Repair & Lid Reconstruction	NITIN TRIVEDI	10	How to search online for research material	PAARAJ DAVE	
02		Refractive Surgery Cases	VINOD C MEHTA	15	Corneo-Scleral Tears	HEMAL KANSAGRA	10	How to do peer review work?	JITENDRA JETHANI	
03		Medical Retina Cases	AJAY AURORA	15	Traumatic Cataracts	VIRAJ VASAVADA	10	Importance of a scientific journal	KAMAL NAGPAL	
04		Small-Incision Cataract Surgery Cases	ANIL KOTHARI	15	Complex Posterior Segment Injury	ASHOK TALATI	10	How to write a case report?	RAAMESH KEKUNNAYA	
05		Cornea & Ocular Surface Cases	QURESH MASHKATI	15	Visual Rehab after Corneal Trauma	PARAS MEHTA	10	Preparing of Manuscript	MILIND NAIK	
06		Surgical Retina Cases	MANISH NAGPAL	15	Post-traumatic Endophthalmitis	TEJAS DESAI	10	Choosing statistical analysis for your paper	BAKULESH KHAMAR	
Session	25	Chairperson	Prof. JEAN-JACQUES DE LAEY	Chairperson	ISHAN ACHARYA	Chairperson	ALAY BANKER	Chairperson	ALAY BANKER	
Time	11.00 am - 11.45 am	Co-Chairperson		Co-Chairperson	DARSHIN BAVISHI	Co-Chairperson	ARUP CHAKRABARTI	Co-Chairperson	ARUP CHAKRABARTI	
TITLE		Moderator		Moderator	PRADEEP SHETH	Moderator		Moderator		
On the Dais		Convener		Convener	All Speakers	Convener		Convener		
		Rapporteur		Rapporteur		Rapporteur		Rapporteur		
FORMAT		RETINA FOUNDATION ORATION			PANEL DISCUSSION			HOW TO PUBLISH A SCIENTIFIC PAPER		
TALK		TOPIC	SPEAKER	TOPIC	SPEAKER	TOPIC	SPEAKER	TOPIC	SPEAKER	
01		Phacoemulsification & Glaucoma Cases	ARUP CHAKRABARTI	15	Lid Tear Repair & Lid Reconstruction	NITIN TRIVEDI	10	How to search online for research material	PAARAJ DAVE	
02		Refractive Surgery Cases	VINOD C MEHTA	15	Corneo-Scleral Tears	HEMAL KANSAGRA	10	How to do peer review work?	JITENDRA JETHANI	
03		Medical Retina Cases	AJAY AURORA	15	Traumatic Cataracts	VIRAJ VASAVADA	10	Importance of a scientific journal	KAMAL NAGPAL	
04		Small-Incision Cataract Surgery Cases	ANIL KOTHARI	15	Complex Posterior Segment Injury	ASHOK TALATI	10	How to write a case report?	RAAMESH KEKUNNAYA	
05		Cornea & Ocular Surface Cases	QURESH MASHKATI	15	Visual Rehab after Corneal Trauma	PARAS MEHTA	10	Preparing of Manuscript	MILIND NAIK	
06		Surgical Retina Cases	MANISH NAGPAL	15	Post-traumatic Endophthalmitis	TEJAS DESAI	10	Choosing statistical analysis for your paper	BAKULESH KHAMAR	

DAY - 2									
SUNDAY - 15 TH SEPTEMBER 2013									
26 HALL - A			27 HALL - B			28 HALL - C			
11.50 am - 12.30 pm			11.50 am - 12.30 pm			11.50 am - 12.30 pm			11.50 am - 12.30 pm
FEMTOSECOND LASER CATARACT SURGERY (Sponsor: BAUSCH & LOMB)			MACULA UPDATE (Sponsor: CARL ZEISS)			NEURO-OPHTHALMOLOGY			
On the Dais	Chairperson	SUDEEP DAS	Chairperson	ASHOK SHROFF	Chairperson	KISHORE DOSHI	Co-Chairperson	Co-Chairperson	BAKULESH KHAMAR
	Co-Chairperson	ABHAY VASAVADA	Co-Chairperson	VILAS SATHAYE	Moderator	MANOJ BHATT	Moderator	Moderator	VIMAL FOODNAWALA
	Moderator	PURENDRA BHASIN	Moderator	AMISH PATEL	Convener	MILAN THAKKAR	Convener	Convener	MRUGESH KOTIA
	Convener	SANJAY GADRE	Rapporteur	SPEAKER	Rapporteur	SPEAKER	Rapporteur	Rapporteur	KIRIT KANERIA
	Rapporteur	PRATISH SAVJANI	TOPIC	TOPIC	TOPIC	TOPIC	TOPIC	TOPIC	SPEAKER
	TOPIC	ABHAY VASAVADA	MIN	MIN	MIN	MIN	MIN	MIN	MIN
01	Keynote Address	Femtoemulsification: How & Why?	12	Vitreomacular Traction Syndromes	BHAVIN PATEL	08	Assessing a suspicious Optic Disc	VIMAL FOODNAWALA	08
02		Femto Cataract Surgeries: Challenges	12	Cystoid Macular Edema	JAYPRAKASH PUROHIT	08	Pupil & its involvement in Neurological cases	TANUJA RAKHE	08
03		Femtonomics - Economics with Femto	10	Macular holes: Tips for Surgery	ALAY BANKER	08	Neurological Visual Fields: When & Why?	PIYUSH JANSARI	08
04		PANEL DISCUSSION	06	Role of Lasers in this era of injections	ANURAG THAKRAL	08	Approach to Paralytic Strabismus	HANSA THAKKAR	08
05				Interesting Macula Cases	ROHAN CHAUHAN	08	Neuro-Retinal syndromes	MRUGESH KOTIA	08
29 HALL - A			30 HALL - B			31 HALL - C			
12.35 pm - 01.15 pm			12.35 pm - 01.15 pm			12.35 pm - 01.15 pm			
FEMTOSECOND LASER REFRACTIVE SURGERY (Sponsor: BAUSCH & LOMB)			INTRAVITREAL INJECTIONS			CAUGHT ON THE WRONG FOOT? (INSTRUCTION COURSE) Dealing with Complicated Cataract Surgery			
On the Dais	Chairperson	PURENDRA BHASIN	Chairperson	SHASHANK PATEL	Chief Instructor	ROHAN CHAUHAN	Instructor 2	Instructor 2	PRIYADARSHI ASNANI
	Co-Chairperson	PARIMAL DESAI	Co-Chairperson	ASHOK TALATI	Instructor 3	TWINKLE SHAH	Instructor 3	Instructor 3	TWINKLE SHAH
	Moderator	TEJAS SHAH	Moderator	ALAY BANKER	Convener	MRUGESH KOTIA	Instructor 4	Instructor 4	SANDEEP ARORA
	Convener	VASANT SAPOVADIA	Convener	HEMAL KANSAGRA	Rapporteur	SANATAN JANI	Instructor 5	Instructor 5	HARSH SHAH
	Rapporteur	HEMAL KANSAGRA	TOPIC	TOPIC	TOPIC	TOPIC	TOPIC	TOPIC	SPEAKER
	TOPIC	PURENDRA BHASIN	MIN	MIN	MIN	MIN	MIN	MIN	MIN
01	Keynote Address	Femto Refractive Surgery - Recent Advances	10	Protocols for Intravitreal Injections	JIGNESH GOSAI	08	Cataract Surgeon's Perspective	PRIYADARSHI ASNANI	08
02		Femto Flaps - Are they Worth it?	08	Update on Anti-VEGFs	SHOBHANA MANGE	08	Glaucoma Surgeon's Perspective	TWINKLE SHAH	08
03		Nuts & Bolts of Femto Refractive Surgery	08	Intravitreal Steroids	SUGNESH PARMAR	08	Cornea Surgeon's Perspective	SANDEEP ARORA	08
04		Complications of Femto Refractive Surgery	08	Intravitreal Antibiotics: When & How?	ANIL PATIL	08	Retina Surgeon's Perspective	ROHAN CHAUHAN	08
05		PANEL DISCUSSION	06	Repeated Injections: How far to go?	AMISH PATEL	08	Oculoplasty Surgeon's Perspective	HARSH SHAH	08

SUNDAY - 15TH SEPTEMBER 2013

DAY - 2		HALL - A	
Session	32	HALL - A	
Time	02.00 am - 03.30 pm		
TITLE	INTRAOCCULAR LENSES (Sponsored: ABBOTT MEDICAL OPTICS)		
On the Dais	Chairperson	ABHAY VASAVADA	
	Co-Chairperson	GIRISH JETHWA	
	Moderator	CHETAN HINDOCHA	
	Convener	JAGDEEP KAKADIA	
	Rapporteur	MANOJ JOSHI	
TALK	TOPIC	SPEAKER	MIN
01	Tips and Tricks with Multifocal IOLs	ARUP CHAKRABARTI	10
02	Our experience with New Multifocal IOL	ABHAY VASAVADA	08
03	Pediatric Cataracts: Management Pearls	SURESH PANDEY	08
04	Crystallens – Myths & Reality	DARSHIN BAVISHI	08
05	Yellow Vs Clear Lens: The choice is Clear	JAGDEEP KAKADIA	08
06	Implantable Phakic Lenses	TEJAS SHAH	08
07	Micro-Incision IOLs for MICS	NIRAV SHAH	08
08	Toric IOLs: A necessity or a luxury?	CHIRAG SHAH	08
09	Add-on Intraocular Lenses	AJAY MEHTA	08
10	Pearls for implanting Multifocals	NISHANT PATEL	08
11	The need for Pre-loaded IOLs	VINOD C MEHTA	08
Session	33	HALL - A	
Time	03.35 pm - 04.30 pm		
TITLE	ENTOD OPHTHALMIC TAMBOLA (From the makers of ENPRED) AN INNOVATIVE QUIZ		
	Chief Quizmaster	TEJAS SHAH	
	Quizmaster 2	TWINKLE SHAH	
	Quizmaster 3	PURVI BHAGAT	
Format	A UNIQUE TAMBOLA QUIZ GAME FOR PARTICIPATION OF EVERYONE IN THE AUDIENCE !!! (STAY BACK TO WIN HUGE PRIZES)		
4.30 pm ...	HALL - A VALEDICTORY FUNCTION & HIGH TEA		

Session	25	HALL - A	
Time	11.00 am - 11.45 am		
TITLE	RETINA FOUNDATION ORATION Prof. JEAN-JACQUES DE LAEY (Belgium)		
Chairperson	PRAN NATH NAGPAL	MIN	
Introduction of the RF Award	PRAN / MANISH NAGPAL	05	
Introduction of the RF Awardee for 2013	MUKESH PORWAL	05	
RF ORATION:			
JUVENILE MACULAR DYSTROPHIES:			
NEW INSIGHTS IN DIAGNOSIS AND MANAGEMENT	Prof JEAN-JACQUES DE LAEY	30	



SATURDAY - 14TH SEPTEMBER 2013

FREE PAPERS - 1		SESSION : 03		POSTERIOR SEGMENT		HALL: C		09:00 am - 11.00 am	
CODE	TITLE OF THE PAPER TIME: 6 MIN FOR EACH PAPER + 2 MIN FOR DISCUSSION	MAIN AUTHOR	PRESENTING AUTHOR	CO-AUTHORS					
FP01PS	To compare progression of CSME in diabetics undergoing cataract surgery with IVTA given during surgery & 3 weeks postop	Neepa Gohil		Nilesh Parekh , Chintan Dedhia, Harsh Shah					
FP02PS	Coats' disease – A case report	Hitesh Bhalara							
FP03PS	Relationship between vision at first visit & risk factors for CRVO	Kushal Shah		Kamini Sanghvi, Dr. Tejas Desai, Dr.Parul Danayak, Dr.Jignasa parikh, Dr.Jay Trivedi					
FP04PS	Central serous chorioretinopathy and retinal pigment epithelial tear: Double trouble!!	Urmil Shah		Venkatesh Kadri, Mahesh Shah					
FP05PS	Study of risk factors & outcome of conservative management versus Laser management in CSCR	Kushal Delhiwala		Shashank Patel, Vipul Prajapati					
FP06PS	Case reports of two young patients with Idiopathic Choroidal Neovascular Membrane	Umesh Bhammarkar		Mukesh Porwal					
FP07PS	To study pattern of complications of Intravitreal Bevacizumab injection in a tertiary care training center in western India.	Kaushal Modi		Tejas Desai, Chinmayi Vyas, Usha Vyas, amini Sanghvi					
FP08PS	Types of diabetic macular edema based on OCT findings at M & J Western Regional Institute of Ophthalmology	Somesh Agrawal	Kushal Agrawal	Rekha Bharwada, Pooja Negi, Neha Desai, Riddhi Bhat, Ira Vakhariya, Varsha Bhabhani					
FP09PS	A case of Non-Arteritic Ischemic Optic Neuropathy (NAION), Unusual outcome: 20/20 visual acuity following IV Methyl Prednisolone	Harsh Shah		Nilesh Parekh, Neepa Gohil, Dharmil Doshi, Chintan Dedhia					
FP10PS	Normative Macular thickness data of Indian population	Mehul Shah	Kaivan Shah	Harsh Shah, Amit Garg, Vinit Chandak, Shreya Shah					
FP11PS	Foveal scan analysis with SD-OCT & visual outcome after surgery for retinal detachment	Kiran Shakya		Manish Nagpal, Navneet Mehrotra					
FP12PS	Ocular toxoplasma infection: A rare but vision threatening disease	Madhavi Malivad		Tejas Desai, Chinmayi Vyas					
FP13PS	Scleral buckling for rhegmatogenous retinal detachment using vitrectomy based visualization systems	Siddharth Bharadwaj		Manish Nagpal					
FP14PS	Serous macular edema Vs cystoid macular edema in BRVO: Clinical implications!	Urmil Shah							
FP15PS	Silicon Oil-Retinal Interface & Macular status in Silicon Oil filled eyes using SD-OCT	Navneet Mehrotra		Manish Nagpal, Rituraj Videkar, Gaurav Paranjpe					

SATURDAY - 14TH SEPTEMBER 2013

FREE PAPERS - 2		SESSION : 08		ANTERIOR SEGMENT		HALL: C		11:15 am - 01.15 pm	
CODE	TITLE OF THE PAPER TIME: 6 MIN FOR EACH PAPER + 2 MIN FOR DISCUSSION	MAIN AUTHOR	PRESENTING AUTHOR	CO-AUTHORS					
P01AS	Biometry for IOL power calculation: Which technology is better - Optical or Acoustic?	Mehul Shah	Amit Garg	Shreya Shah, Kaivan Shah, Jaimini Pandya					
FP02AS	Comparison of Steroid Vs Steroid combined with NSAIDs in reducing inflammation following cataract surgery	Chhatradip Bhalia							
FP03AS	Anterior chamber stability without stromal wound hydration after Phacoemulsification: A prospective study of 500 Phaco procedures	Atul Badiani							
FP04AS	Comparison of IOP measurements by Applanation, Non-contact & Schiottz tonometers	Vimal Vyas	Hirva Chauhan						
FP05AS	Corneal collagen cross linking: Trans-epithelial technique v/s Conventional method	Rupal Shah	Milap Vaghela	Nikhil Rupareliya					
FP06AS	Double Irrigation Tube Phaco	Mukesh Dholakia							
FP07AS	Factors affecting visual outcome following cataract surgery in pediatric age group	Mehul Shah		Shreya Shah, Ashit Shah, Jaimini Pandya					
FP08AS	ICL for Myopia – Our Case Series	Hardik Shroff		Ashok Shroff, Dishita Shroff					
FP09AS	A long-term evaluation of single-piece hydrophobic acrylic intraocular lens implantation on the development of PCO	Asav M Patel		Mamidipuri Praveen, Viraj Vasavada, Gauri Shah					
FP10AS	To study changes in keratometry readings and astigmatism induced by pterygium before and after pterygium surgery	Vimal Vyas	Kshama Popat						
FP11AS	To study of rise of IOP after Nd-YAG capsulotomy	Vimal Vyas	Priyanka Vora						
FP12AS	Specular microscopic evaluation of Phakic & Pseudophakic donor corneas of elderly age	Shwetakambari Singh		Dipali Satani, Amit Patel, Kushal Shah, Jay Trivedi					
FP13AS	Strabismus and Amblyopia Post-Penetrating Keratoplasty	Mayur Damor		Nitin Trivedi, Dipali Satani , Parash Chaudhary, Nikunj Amin					
FP14AS	Study of rise in IOP in patients of BRVO receiving IVTA and its management	Manan Shah		Dhaivat Vasavada, Uvesh Mansuri, Mihir Lagvankar, Hitesh Agrawal, Sonal Patel, Marium Mansuri, Purvi Bhagat					
FP15AS	To study change in pattern of macula following cataract surgery in teaching hospital	Kaushal Modi		Tejas Desai, Usha Vyas, Nitin Trivedi, Shiv Malli					

SATURDAY - 14TH SEPTEMBER 2013

FREE PAPERS - 3		SESSION : 12		GENERAL		HALL: C		02:00 pm - 04.00 pm	
CODE	TITLE OF THE PAPER TIME: 6 MIN FOR EACH PAPER + 2 MIN FOR DISCUSSION	MAIN AUTHOR	PRESENTING AUTHOR	CO-AUTHORS					
FP01GN	Can UBM match USP for measurement of Central Corneal Thickness?	Mihir Lagvankar		Neeharika Shah, Alka Shah, Manan Shah					
FP02GN	A comparative study of frontalis sling surgery: Use of autogenous fascia lata compared with silicon rod	Pooja Khamar		Gazala Mansuri, Arpan Chawla, Saurin Gandhi, Nitin Trivedi					
FP03GN	A study of microbiological indices of fungal corneal ulcer: Year 2012	Madhavi Malivad		Dipali Satani, Dr. Shwetambari Singh					
FP04GN	Skin eruption and thrombocytopenia after YAG Capsulotomy: a Case report	Sanjay Upadhyaya		Meet Ramani					
FP05GN	Can Tolosa Hunt Syndrome be with a Normal MRI?	Vaneesh Sheth		Niyant Pandya					
FP06GN	GUJROP: Gujarat ROP Telemedicine Screening Project	Shilpi Shah		Alay S. Banker, Sumeeta Mudaliar, Krishna Kapadia, Brijen Choksi, Rajneesh					
FP07GN	Hollow Iris	Deep Joshi		Sonal Patel, Tejashree Sathe, Bhoomika Patel, Ruchika Pattanaik, Manan Shah, Uvesh Mansuri, Faheem Mansuri					
FP08GN	Clinical Study Of Epidemiology And Histopathological Correlation Of Lid Tumours In Indian Population	Shivani Acharya	Ruchika Pattanaik	Deepak Mehta, Ruchi Kabra, Deep Joshi					
FP09GN	Comparative study of hang-back technique as a primary surgery Vs conventional recession in large angle exotropia	Reema Raval	Nikunj Amin	Nitin Trivedi, Kintu Shah, Mayur Damor					
FP10GN	USG And UBM in eyes with Posterior Capsular Tears	Ankita Patel		Nilam Chaudhari, Hansa Thakkar					
FP11GN	Orbital Lymphangioma: Different management strategies	Rutul Patel		Saurin Gandhi, Nitin Trivedi					
FP12GN	Extraocular muscle Cysticercosis: Role of USG B-Scan	Hansa Thakkar	Milap Vaghela						
FP13GN	Study of UBM in Closed Globe injuries	Uvesh Mansuri		Mariam Mansuri, Alka Shah, Kamini Prajapati, Nirav Modi, Purvi Bhagat, Rupal Bhatt, Sristhi Sethi, Dhaivat Vasavda, Manan Shah, Palak Shah, Fatima Hathiyari, Tejashree Sathe					
FP14GN	Epidemiologic study of acute painless non-traumatic loss of vision at Western Regional Institute	Vibha Mehta		Rekha Bharwada, Somesh Aggrawal, Sonali Shah, Neha Desai, Puja Billore					
FP15GN	To estimate willingness to pay for cataract surgery among people ≥ 50 years in Surat district	Rohan Chariwala		Shaheen Shah, Selvaraj Sivasubramaniam, Uday Gajiwala, Sheetal Chaudhary, Daksha Patel					

SATURDAY - 14TH SEPTEMBER 2013

VIDEOS		SESSION : 07		RAGHUDEEP EYE CLINIC FILM FESTIVAL		HALL: B		11:15 am - 01.15 pm	
CODE	TITLE OF THE VIDEO TIME: 6 MIN FOR EACH PAPER + 2 MIN FOR DISCUSSION	MAIN AUTHOR		CO-AUTHORS					
Keynote	Hybrid IOL technology	Girish Jethwa							
VD01	Managing complicated cataract surgery with MIVS: Dropped cortical matter with choroidal detachment	Rohan Chauhan							
VD02	Internal Browpexy	Ishan Acharya							
VD03	Buckling with Chandelier illumination	Kartikey Kothari		Manish Nagpal, Siddharth Bharadwaj, Navneet Mehrotra					
VD04	Handling Complicated Giant Retinal Tear: A Nightmare for Retinal Surgeon	Rohan Chauhan							
VD05	Zero Stress Phaco Chop	Ajay Mehta							
VD06	Retinectomy	Siddharth Bharadwaj		Manish Nagpal, Kartikey Kothari					
VD07	Medial Spindle Rotation	Pooja Khamar		Saurin Gandhi, Nitin Trivedi					
VD08	The Road Not taken	Abhay Vasavada							
VD09	Reigning the horse: Releasable Sutures	Mayuri Khamar							
VD10	Multifocal IOL in a child	Fahim Lala							
VD11	An innovative technique for superior oblique tendon expansion with 4-0 prolene	Rukhsana		Shreya Shah, Mehul Shah, Ritu Pandya					
VD12	The ectopic acrylic dragon	Amit Garg		Shreya Shah, Ashish Patel					
VD13	Slit lamp video photography: Made simple, easy & economical	Mukesh Dholakia							
VD14	Two site approach in combined Phaco	Fahim Lala							

E-POSTERS:

Vista 2013 will display the below selected Posters only in electronic format (no physical posters) on multiple computer screens in the **Posters Gallery** between Hall-B & Hall-C on both days of the conference. They will be uploaded on a non-editable customized software, with the E-Posters searchable by Code, Name or Keywords in the Title.

CODE	TITLE OF THE POSTER	MAIN AUTHOR	CO-AUTHORS
EP01PS	A case of bilateral Neuroretinitis with Choroiditis	Jignesh Gosai	Palak Makwana, Deepak Mehta
EP02PS	Efficacy of oral Valacyclovir in treating atypical Acute Retinal Necrosis	Anuja Desai	
EP03PS	Study of correlation between types of retinopathy and its psychosocial impact	Tejas Shah	Chinmay Jani, Sonali
EP04PS	A case of Cavernous angioma of brain masquerading as Glaucoma	Palak Shah	Palak Makwana, Kerul Marsonia, kamini Audich, Hansa Thakkar
EP05PS	Efficacy & safety of IVTA in patients with Irvine Gass Syndrome	Khushboo Doctor	Uday Gajiwala, Rohan Chariwala, Chintan Dholakia
EP06PS	Role of steroids in Serpiginous choroiditis	Kushal Delhiwala	Swapna Shanbhag, Riddhi bhatt, Shashank Patel
EP07PS	Importance of fundus examination in a case of Cerebral Malaria	Deepender Solanki	Bhavin Shah, Krunal Patel, Avni Sapovadia
EP08PS	A rare case of bilateral branched retinal vein occlusion	Jignesh Gosai	Swapna Shanbhag, Deepak Mehta, Faheem Mansuri, Mihir Mehta
EP09PS	A comparative study between IVTA, Bevacizumab and their combined effect for macular edema due to CRVO & BRVO on OCTS	Rekha Bharwada	Ira Vakharia, Riddhi Bhatt, Kushal Agrawal, Varsha Bhambhani, Somesh Aggarwal, Sonali Shah, Neha Desai, Puja Negi
EP10PS	Screening of patients for diabetic retinopathy and different modes of intervention to prevent advanced diabetic retinopathy	Manan Shah	Chintan Damor, Sonal Patel, Deep Joshi, Rekha Bharwada, Somesh Aggarwal, Sonali Shah, Puja Billore
EP11PS	What lies beneath!! An exudative retinal detachment	Tanuj Limbasiya	Chintan Damor, Bhagyashri Natu, Jignesh Gosai
EP12PS	IVTA in conjugation with systemic steroids for Idiopathic Chorioretinitis	Rohan Chauhan	
EP13PS	Vogt-Koyanagi-Harada Disease in a case of bilateral uveitis	Kalyani Deshpande	Bhagyashri Natu, Kamini Audich
EP14PS	Case Report: Management of ocular cysticercosis	Rekha Bharwada	Riddhi Bhatt, Ira Vakharia, Kushal Agrawal, Varsha Bhambhani, Somesh Aggarwal, Sonali Shah, Neha Desai, Puja Negi
EP15PS	Retinal Astrocytomas in Tuberos Sclerosis– A Case Report	Kushal Delhiwala	Palak Makwana, Hansa Thakkar
EP16PS	Results of combining Single Dose Triamcinolone with Avastin in various indications of Macular Edema	Rohan Chauhan	
EP17PS	Vitrectomy with ERM peeling in patient with bilateral vitreous hemorrhage due to Terson Syndrome: An underrecognized cause of reversible visual loss	Khushboo Doctor	Uday Gajiwala, Saket Saradhia, Archana Chaudhari
EP18PS	Morning Glory Syndrome	Tanuj Limbasiya	Bhagyashri Natu, Jignesh Gosai
EP19AS	Epidemiology Of Penetrating Ocular Injury In Paediatric Patients and Its Visual Outcome	Krunal Shah	Kalyani Deshpande, Rupal Bhatt, Dr.Mariam Mansuri, Dr.Purvi Bhagat, Dr.Kamini Prajapati, Dr.Nirav Modi
EP20AS	'XY': A Boon or a Bane?	Ruchika Pattanaik	Gunjan Verma, Sonal Patel, Tejashree Sathe, Bhoomika Patel, Deep Joshi
EP21AS	Occlusion and Pharmacological Penalization in Amblyopia	Mayur Damor	Nitin Trivedi, Reema Raval, Kintu Shah, Nikunj Amin
EP22AS	Thinking beyond Cataract: Correlation To Systemic disease	Ekta Patel	
EP23AS	Infectious Scleritis: Experience in a tertiary eye care centre in South India	Neha Agarwal	Revathi R
EP24GN	Bilateral Ectropion in Lamellar Ichthyosis	Krupa Gami	
EP25GN	A case of Alport Syndrome (aka Hereditary Nephritis)	Harsh J Shah	
EP26GN	Ankyloblepharon filiforme adnatum – A case report	Ruchi Kabra	Palak Makwana, Deepak Mehta
EP27GN	Bilateral Symblepharon in a patient of Pemphigus Vulgaris	Bhagyashree Natu	Swapna Shanbhag, Ruchi Kabra
EP28GN	Rare presentation of Mucormycosis	Nilam Chaudhari	Fatema Hathyari, Hansa Thakkar
EP29GN	A rare case Of Orbital Myiasis	Jaineel Gandhi	Roopa Naik, R.P. Gupta, Nirav Modi
EP30GN	Case of invasive Basal Cell Carcinoma with Ocular Myiasis	Nikunj Amin	
EP31GN	Teeth within an Orbital Dermoid Cyst	Shradha Waghmare	Swapna Shanbhag, Ankush Khurana, Ruchi Kabra, Deepak Mehta
EP32GN	Sickle cell disease: Rare cause of sudden Ocular Compartment Syndrome	Ekta Patel	
EP33GN	Uncommon presentation of Orbital Cysticercosis	Nilam Chaudhari	Ankita Patel, Hansa Thakker, Ruchi Kabara

RATING & FEEDBACK:

The computer software in the Posters Gallery will have the option for you to give your Rating & Feedback on each event & topic of Vista 2013.



Organising Committee

President-Elect	Dr Sanjay Gadre
Chairman of Organising Committee	Dr Vasant Sapovadia
Organising Secretary	Dr Mukesh Porwal
Treasurer	Dr Atul Badiani
Joint Organizing Secretaries	Dr Piyush Unadkat, Dr Harshal Baldha
Patrons	Dr Has Mukh Dhruva, Dr Kishore Doshi, Dr Sudhaben Patney, Dr C R Baldha, Dr Rekhaben Gosaliya, Dr Kiran Shah
Advisory Committee	Dr Vimal Vyas, Dr Vibhaben Dave, Dr V. P. Patel, Dr Parimal Trivedi

Committee	Chairperson	Member 2	Member 3
FUND RAISING	Dr Vijay Maheshwari	Dr Ajay Mehta	Dr Pratish Savjiani
RECEPTION	Dr Bharat Shah	Dr Piyush Jansari	Dr Haresh Gadhiya
ACCOMMODATION	Dr Bakul Vyas	Dr Dhaval Mehta	Dr Hetal Bakhai
REGISTRATION & KIT	Dr Dilip Agrawal	Dr Jatin Patel	Dr Harsh Yadav
SCIENTIFIC	Dr Manoj Bhatt	Dr Hemal Kansagra	Dr Rupal Nandha
AUDIOVISUAL	Dr Chetan Hindocha	Dr Kamal Dodia	Dr Suketu Bhapal
FOOD & BEVERAGES	Dr Ketan Bavishi	Dr Jayesh Modhwadia	Dr Kajal Patel
TRADE EXHIBITION	Dr Janak Mehta	Dr Ramesh Solanki	Dr Geeta Acharya
ENTERTAINMENT	Dr Rajoo Kothari	Dr Milan Thakkar	Dr Falguni Trivedi
CERTIFICATES & MEMENTOS	Dr Snehal Pandya	Dr Hitesh Parekh	Dr Neeti Sheth
TRANSPORT & TOURS	Dr Bhavesh Solanki	Dr Nilesh Pandit	Dr Sanatan Jani
SOUVENIR & WEBSITE	Dr Kirit Kaneria	Dr Rushit Sheth	Dr Nandini Vyas
SPOUSE ACTIVITIES	Dr Shilpa Mehta	Dr Tejal Mehta	Dr Brinda Porwal
PUBLIC RELATIONS	Dr Animesh Dhruva	Dr Anurath Savaliya	Dr Shilpa Gorania
VENUE MANAGEMENT	Dr Kamlesh Kalaria	Dr Sandeep Visani	Dr Deepshikha Mittal
HALL MANAGEMENT	Dr Dharmesh Shah	Dr Hemali Monpara	Dr Umesh Bhammarkar

& some Fellows & Residents ...

All of us are waiting to welcome you ...

In this Circular

Page	Content
02	The Committees - AGOS, LOC & ROS
03	From the Local Organising Committee
04	Glimpses of Rajkot
05	About Rajkot
06	AGOS Corner
07	Agenda for AGOS GBM
07	Tours in & Around Rajkot
08	Travel & Accommodation
09	Vista 2013 Registration Form
10	Major Sponsors of Vista 2013
11	Pre-Conference Courses - Overview
12	About the Venue
12	Guest Faculty
13	Venue Layout - Bird's Eye view
14	Main Auditorium & Registration Area
15	Halls - B & C Area
16	Trade Conclave
17	Profiles of Orators & Chief Guest
17	Hands-on Wet Labs
18	Map of Rajkot & Hotel Locations
20	Pre-Conference Courses Programs (4 Pages)
24	Scientific Program at a Glance
25	Complete Scientific Program (7 Pages)
32	Free Papers / Videos / E-Posters (3 Pages)
35	Team Vista 2013



RAJKOT

THE 41st ANNUAL ALL GUJARAT OPHTHALMOLOGICAL CONFERENCE

www.Vista2013.org

Vista 2013 - Conference Secretariat

Retina Hospital, Kisanpara Chowk, Opp. Old Cancer Hospital, Rajkot - 360 001, Gujarat, India. Phones: +91-281-2456 500/600, Email: Vista2013Rajkot@gmail.com