

**THE 41st ANNUAL ALL GUJARAT
OPHTHALMOLOGICAL CONFERENCE
RAJKOT**

www.Vista2013.org

14th & 15th September 2013

PRE-CONFERENCE COURSES : SEP 13 (FRIDAY)



AGOS CIRCULAR
All Gujarat Ophthalmological Society



ALL GUJARAT OPHTHALMOLOGICAL SOCIETY - Executive Committee

President	Dr. Ashok Shroff	98241 00789	Navsari
President - Elect	Dr. Sanjay Gadre	98252 15783	Rajkot
Executive Secretary	Dr. Nilesh Parekh	94284 08788	Bhavnagar
Chairman - Scientific Committee	Dr. Kartikey Nanavaty	98250 34587	Ahmedabad
Treasurer	Dr. Pravin Munjpara	94261 47240	Bhavnagar
Vice President - North zone	Dr. Natubhai Prajapati	98244 06090	Mansa
Vice President - West zone	Dr. Mahavirsinh Jadeja	98257 34232	Bhavnagar
Vice President - Central zone	Dr. Amish Patel	98980 83430	Ahmedabad
Vice President - South zone	Dr. Mahendra Chauhan	98251 11809	Surat
Members - North Zone	Dr. Pankaj Oza	Dr. Rupesh Shah	
Members - West Zone	Dr. Jitendragiri Goswami	Dr. Sugnesb Parmar	
Members - Central Zone	Dr. Rekhaben Bharwada	Dr. Sonali Shah	

LOCAL ORGANIZING COMMITTEE

Chairman	Dr. Vasant Sapovadia	98242 21757
Organising Secretary	Dr. Mukesh Porwal	94262 29442
Joint Organising Secretary	Dr. Piyush Unadkat	98242 41014
Joint Organising Secretary	Dr. Harshal Baldha	93774 82916
Treasurer	Dr. Atul Badiani	94262 26280

RAJKOT OPHTHALMOLOGICAL SOCIETY

President	Dr. Ketan Bavishi	93741 01269
Secretary	Dr. Rajoo Kothari	98241 24899

Vista 2013 - Conference Secretariat:

Dr. Mukesh Porwal
Retina Hospital
 Kisanpara Chowk, Opp. Old Cancer Hospital,
 Rajkot - 360 001, Gujarat, India
 Phones: +91-281-2456 500/600
 Email: Vista2013Rajkot@gmail.com

AGOS - Executive Secretariat:

Dr. Nilesh V. Parekh
Sir T. Hospital
 B-31 (Basement), DBCS, New OPD Complex,
 Bhavnagar - 364 001, Gujarat, India
 Mobile: +91-94284 08788
 Email: agossecretary@hotmail.com





Dear Friends,

On behalf of the Local Organizing Committee, we are pleased to invite each one of you to **Vista 2013** – The 41st Annual All Gujarat Ophthalmological Conference – to be hosted by us in Rajkot in September 2013. This city, known as the 'Gateway of Saurashtra', is famous for its association with Mahatma Gandhi as well as for being an industrial hub, also is now gaining a reputation for its expanding medical facilities as well as educational institutions.

This year's conference will be presented with a difference, set up in an uncluttered manner in the spacious campus of VVP Engineering College and its School of Architecture. All arrangements are being made to make the event complete and memorable. We aim to take the level of our annual conference higher and provide full value for the time and efforts of all delegates, faculty as well as the trade participants.

The Scientific Program has been charted for this conference with a central theme of 'Case-based Current Concepts', in a concentrated, compact and colourful way (both literally and figuratively!). The list of Guest faculty is impressive and the tentative program appears extensive and up-to-date. Preceding the main conference, we have arranged interactive **Speciality Pre-Conference Courses** with eminent faculty and high academic content. Some preliminary details have been enclosed in this circular, more will follow soon. There is an active conference website www.Vista2013.org which will be constantly updated with the latest information and changes in the program if there are any.

We have been receiving full support & helpful guidance from the AGOS through the President Dr Ashok Shroff, the Executive Secretary Dr Nilesh Parekh and the Scientific Committee Chairman Dr Kartikey Nanavaty. The rich experience and deep interest of our President-Elect Dr Sanjay Gadre is also reflected in our preparations. We are thankful to the eminent Dr P. N. Nagpal, who graciously agreed to pen a few thoughts based on the past conferences uniquely for this circular.

There has been a record number of Early Bird Registrations this time. The LOC is also keen to give you all a rich experience of culture, cuisine and entertainment, besides the good scientific content. Everyone attending this meeting is likely to come across some innovative concepts. The weather in the city in September is likely to be pleasant soon after the monsoon and we will strive to make all arrangements to your satisfaction and liking.

We look forward to welcoming you in Rajkot soon...

With our best regards,



Dr. Mukesh Porwal

Org Secretary - Vista 2013
94262 29442



Dr. Vasant Sapovadia

Chairman - Vista 2013
89804 00444



Dr. Ketan Bavishi

President - ROS
93741 01269



RAJKOT

THE 41st ANNUAL ALL GUJARAT OPHTHALMOLOGICAL CONFERENCE



1



5



7



8



2



6



9



3



4



1. Kaba Gandhi No Delo
2. Watson Museum
3. Aji Dam
4. Khambhalida Caves
5. Alfred High school
6. Swaminarayan Temple
7. Gandhi Smarak Khand
8. Rajkumar College
9. Ramkrishna Ashram
10. Rotary Dolls Museum

Rajkot is the the 4th largest city in the state of Gujarat, the 9th cleanest city in India & the 22nd fastest growing city in the world. This hub of Saurashtra is famous for being an important industrial centre for Gujarat. It is well known for its abundance of gold and silver, and for its textile expertise. The city is also a major exporter of diesel engines, watch parts and bearing equipment. It is well recognized for its strong Kathiawadi connections with **Mahatma Gandhi**.

Rajkot and its excursions are considered to be a rich repository of cultural and historical inheritance of Saurashtra and Kutch regions. It is recognized as one of the living traditions with people of diverse communities ranging from nomadic tribes to city-dwellers and cultural expressions ranging from property to architecture.

Some of the places to visit in Rajkot are the **Aji Dam** – a dam site made during British rule – now a popular picnic spot, **the Race course** – ever popular for morning and evening strolls and hang-outs, the **Rotary Dolls Museum** – this unique museum gives an overview of the culture and traditions of the world through its collection of dolls, the **Lang Library** and the **Jubilee Garden**. Community Science Centre and **Planetarium** is an informative science museum. The **Watson Museum** displays artefacts from Indus Valley, Harappan Civilization and the period of Mohenjodaro. **Funworld**, within the Race Course Circle and **Pradyuman Park Zoo**, on the outskirts are major attractions for kids.

The **Kaba Gandhi No Delo** - Mahatma Gandhi's childhood residence - which has now been converted in to a memorial called 'Gandhi Smriti' is another major attraction. Its museum has photographs, objects and other belongings of Mahatma Gandhi. The Mahatma Gandhi Vidhyalaya (formerly Alfred High School) where Gandhi got his primary education, the **Rashtriya Shala**, an educational institution started by Gandhi, the Swaminarayan Temple, Ramkrishna Ashram and Lalpari Lake are some of the other local attractions.

Rajkot is also famous for its traditional sweets and garba dances. In order to shop for the regional specialities, the local markets such as the Dharmendra Road Bazaar can be visited for perfumes, incense sticks, clothes, handlooms, etc. The Bangdi Bazaar specialises in imitation jewellery and the Mochi Bazaar in ethnic footwear.

Rajkot is surrounded by a number of tourist spots of diverse interest like wildlife sanctuaries, historical sites as well as religious pilgrimages.

- **Mount Girnar** and the **Gir forest** (Sasan Gir known for its healthy lion population) is a major wildlife attraction near the neighbouring Junagadh.
- The beaches & historical temple of **Somnath** and **Diu** (of Daman & Diu, formerly a Portugese colony) are popular destinations.
- **Dwarka** – This ancient Krishna temple town on the western tip of Gujarat and the eco-rich National Marine Park of **Pirotan Island** as well as **Narara Marine National Park** off the coast of Jamnagar are worth visiting from Rajkot.
- **Morbi** is a flourishing town well known for its ceramic and clock industry en route from Rajkot to the White desert in the **Rann of Kutch**.
- Mahatma Gandhi's birthplace is preserved as Kirti Mandir in the nearby town of **Porbandar** on the West Coast of Gujarat.
- **Khijadia Bird Sanctuary** near Jamnagar makes a perfect picnic for bird-lovers with its unique ecosystem of fresh and saline wetlands. The **Hingolghadh Nature Education Sanctuary** is a different grassland ecosystem rich in animals and reptiles about 70 kms from Rajkot near Jasdan for nature enthusiasts.



RAJKOT

THE 41st ANNUAL ALL GUJARAT OPHTHALMOLOGICAL CONFERENCE



The 41st All Gujarat Ophthalmological Conference

(Hosted by Rajkot Ophthalmological Society)

14th & 15th September 2013, Rajkot

Venue : V.V.P. Engineering College
(Opp. Motel The Village, Kalawad Road, Rajkot)



RAJKOT

www.Vista2013.org

REGISTRATION FORM

(Please ignore if already registered)

PLEASE USE ONLY CAPITALS

Name : _____
(First Name) (Middle Name) (Surname)

Address : _____

City : _____ Pincode : _____ State : _____ Country : _____

Registered Mobile No. : _____ Landline Tel. No. : _____
(For SMS Alerts) (with STD Code)

Email : _____ Medical Council Registration No. : _____
(For Email Updates) (Will save your time at Conference Entry & Exit)

Delegate Fees :

Please tick <input checked="" type="checkbox"/> your category :	EARLY BIRDS Upto 15-05-2013	REGULARS Upto 15-07-2013	LATE DECIDERS Upto 15-08-2013	SPOT Registration
1. Delegate : AGOS Member (Membership No. _____) <input type="checkbox"/>	₹ 600	₹ 750	₹ 900	₹ 1500
2. Delegate : Non-AGOS Member <input type="checkbox"/>	₹ 850	₹ 1050	₹ 1250	₹ 1750
3. Associate Delegate <input type="checkbox"/>	₹ 700	₹ 750	₹ 900	₹ 1250
4. Resident/Fellow <input type="checkbox"/>	₹ 600	₹ 750	₹ 900	₹ 1250
5. Trade Delegate <input type="checkbox"/>	₹ 900	₹ 1250	₹ 1500	₹ 2000

Payment Details :

Amount ₹ _____ In Words _____

Multi-city **Cheque/D.D.** No. : _____ Bank : _____ Date : _____

Cash **Online** : Transaction ID/Receipt No. : _____ Date : _____

Conference Bank A/c Details Name : **Vista 2013**, Account No. : **01017620000301**, Bank : **HDFC**, IFSC Code : **HDFC0000101**

Please Note:

1. The registration is not transferable.
2. For everyone's convenience, Spot registrations are not encouraged.
3. Complete Kit for Spot registrants will be given only subject to availability.
4. It would be mandatory to wear the Vista 2013 Identity Badge throughout the Conference.
5. Replacement of lost badge will be done at registration counter only with a fees of ₹ 250.
6. No refund will be available on cancellation.
7. Registration will officially close on August 15, 2013.

FOR OFFICE USE ONLY

Registration No.:

Category :

Receipt No.:

Date :

REGISTRATION MANAGERS



Care With Conviction

Ahmedabad

Contact No.s : +91 8758643536/5

Email: vista2013@insighteyecare.in

www.insighteyecare.in

Conference Secretariat :

Dr. Mukesh Porwal, Organizing Secretary

RETINA HOSPITAL, Kisanpara Chowk, Opp. Old Cancer Hospital, Rajkot – 360 001, Gujarat, India



Tel: +91-281-2456 500/600, Email: Vista2013Rajkot@gmail.com



Signature of Delegate


Date




Date: September 13, 2013 (Friday)

CODE	SPECIALITY	CONDUCTED BY	MODERATOR	FACULTY	HIGHLIGHTS	SPONSORED BY
PC-1	PHACO & IOLs	 Netradeep Eye Hospital	Dr. Vasant Sapovadia	Drs. Kamal Kapoor, Nitin Dedhia, Darshin Bavishi, Rajiv Chaudhary & Vasant Sapovadia	Interactive LIVE SURGERY (one surgery each by five expert surgeons) & lively discussion with the panel of surgeons.	
Venue : Hotel Grand Regency with Live relay from Netradeep Eye Hospital				Time : 2:00 to 5:00 pm Preceded by Lunch at 1:00 pm		

CODE	SPECIALITY	CONDUCTED BY	MODERATOR	FACULTY	HIGHLIGHTS	SPONSORED BY
PC-2	RETINA	 Retina Hospital	Dr. Manish Nagpal	Drs. J J DeLaey, P N Nagpal, Milan Thakkar, Ajay Aurora, Sanjay Gadre, Kartikay Nanavaty Alay Banker, Mudit Bansal, Somesh Agarwal, Navneet Mehrotra, Mukesh Porwal & Manish Nagpal	Interactive case discussions with a focus on the latest treatment modalities & surgical techniques with expert videos.	
Venue : Hall -1, The Grand Bhagwati				Time : 4:30 to 7:30 pm followed by Dinner		

CODE	SPECIALITY	CONDUCTED BY	MODERATOR	FACULTY	HIGHLIGHTS	SPONSORED BY
PC-3	CORNEA	 Kansagra Hospital	Dr. Hemal Kansagra	Drs. Quresh Maskati, Paras Mehta, Namrata Sharma, Sandeep Arora, Himanshu Matalia, Ashish Nagpal, Dharmesh Shah & Hemal Kansagra	Didactic lectures & interactive session on current issues & difficult cases with surgical videos from experts.	---
Venue : Hall -2, The Grand Bhagwati				Time : 4:30 to 7:30 pm followed by Dinner		

CODE	SPECIALITY	CONDUCTED BY	MODERATOR	FACULTY	HIGHLIGHTS	SPONSORED BY
PC-4	GLAUCOMA	 Glaucoma Eye Hospital	Dr. Piyush Jansari	Drs. Mayuri Khamar, Binita Thakore, Marium Mansuri, Paaraj Dave, Preksha Shah, Sachin Mungale, Vimal Foodnawala & Piyush Jansari	Step-by-step approach with detailed discussion on examination techniques & investigations, both basic & advanced.	---
Venue : Hall -3, The Grand Bhagwati				Time : 4:30 to 7:30 pm followed by Dinner		

- Detailed program for each Course is being given finishing touches, will be available soon on our website: www.Vista2013.org
- Registration for these courses is complimentary but compulsory, please email to: Vista2013Rajkot@gmail.com

Dear Friends,

The correct temperature at clinic is maintained by good knowledge & cool head, not by good ventilation, fans or air-conditioners. The time has ripened now to polish your skills further to new heights. Rajkot is eagerly waiting for your participation. As can be seen in this circular, a feast of knowledge is ready to be served. Your participation in discussions will make it more informative. Have you registered? If not, register now... See you soon.

Dr. Kartikey Nanavaty

Chairman, Scientific Committee, AGOS



INSTRUCTIONS FOR SUBMISSION OF ABSTRACTS

1. Please send your submissions by CD/DVD/Email to: drnanavaty@gmail.com
2. Abstract may be selected for Scientific Paper or E-Poster or Video Film.
3. Please mention all details of presenting author on first page.
4. The presenting author has to be a life member of AGOS or a fellow/PG Student in any institute in Gujarat.
5. The last date for submission of abstracts is **31st July 2013**.
6. GUIDELINES FOR SUBMISSION:

(A) Scientific Paper/Poster:

a	Title	150 characters
b	Purpose	400 characters
c	Method	700 characters
d	Result	1000 characters
e	Conclusion	400 characters

(B) Challenging Case:

a	Title	150 characters
b	Case History	100 words

(C) Video Film:

a	Title	150 characters
b	Synopsis	1000 characters

1. Videos should be sent by CD/DVD.
2. Highlighting content & description of video.
3. To be sent in video format.
(No power point inserted videos please)
4. Built in audio is preferable.

All correspondence should be addressed to:

The Chairman - Scientific Committee
Dr. Kartikey Nanavaty
 Manek Stambh Flat,
 13 - Pragati Society,
 Near Vijay Char Rasta, Navranpura,
 Ahmedabad - 380009, India
 Mobile : 98250 34587
 Email: drnanavaty@gmail.com



The Confirmed Guest Faculty for **Vista 2013** is :

No.	NAME	FROM	SPECIALITY
01	Prof. Jean-Jaques DeLaey	Belgium	Medical Retina
02	Dr. Quresh Maskati	Mumbai	Cornea
03	Dr. K. P. Reddy	Hyderabad	Laser Cataract Surgery
04	Dr. Ajay Aurora	New Delhi	Vitreo-Retinal Surgery
05	Dr. Namrata Sharma	New Delhi	Cornea
06	Dr. Anil Kothari	Udaipur	Refractive Surgery
07	Dr. Arup Chakrabarty	Trivandrum	Cataract & Glaucoma
08	Dr. Keiki Mehta	Mumbai	Cataract
09	Dr. Rajiv Chaudhary	Indore	Cataract
10	Dr. Kamal Kapoor	Mumbai	Cataract
11	Dr. Rajinder Khanna	New Delhi	Cataract & Refractive
12	Dr. Ambrish Darak	Pune	Refractive Surgery
13	Dr. Vinod C Mehta	Mumbai	Cataract & Refractive
14	Dr. Kulin Kothari	Mumbai	Cataract & Glaucoma
15	Dr. Purendra Bhasin	Gwalior	Refractive Surgery
16	Dr. Suresh Pandey	Jaipur	Cataract
17	Dr. Vidhushi Pandey	Jaipur	Practice Management
18	Dr. Niteen Dedhia	Mumbai	Cataract & Refractive
19	Dr. Virendra Agrawal	Jaipur	Cataract & Refractive
20	Dr. Himanshu Matalia	Bangalore	Cornea & Refractive
21	Dr. Milind Naik	Hyderabad	Orbit & Oculoplasty
22	Dr. (Brig) J.K.S. Parihar	New Delhi	Cornea & Cataract
23	Dr. Ramesh Kekunnaya	Hyderabad	Squint & Neuro-Ophthal

FROM THE PRESIDENT-ELECT OF AGOS

Dear Friends,

Greetings from Rajkot Ophthalmic Society.


I feel honoured to have been chosen as the next president of the Gujarat Ophthalmic Society. Dr Ashok Shroff, our present President has taken a good initiative in trying to update all on subjects other than Cataract. Continuing on the same theme I am sure the upcoming conference at Rajkot would give equal importance to all subspecialities and try to emphasize that "There is more to Ophthalmology than Cataract".

Dr Nanavaty, Dr Parikh & Dr Porwal are at the job and would definitely make the upcoming '**Vista 2013**' a memorable one. I invite you all for this conference to Rajkot.

With best wishes,

Dr Sanjay Gadre





Dr. P. N. NAGPAL - Retina Foundation, Ahmedabad

A list of office bearers of the society who gave honorary services during these 41 years is tabulated here under.

Zone	Sr. No.	Year	Place	President	Exe. Secretary	Treasurer
South	1	1973	Baroda	Dr. R. P. Dhanda	Dr. V. Kalevar	
West	2	1974	Rajkot	Dr. B. G. Adhvaryu	-do-	
North	3	1975	Kadi	Dr. M. C. Shah	-do-	
South	4	1976	Surat	Dr. O. M. Gandhi	Dr. A. K. Bavishi	Dr. J. G. Shah
West	5	1977	Bhavnagar	Dr. U. L. Mehta	-do-	-do-
Central	6	1978	Chikhodara	Dr. R. R. Doshi	-do-	-do-
South	7	1979	Navsari	Dr. R. G. Desai	Dr. Sarojben Shah	Dr. D. C. Gandhi
West	8	1980	Rajkot	Dr. H. J. Dhruva	-do-	-do-
Central	9	1981	Ahmedabad	Dr. B. S. Patel	-do-	-do-
North	10	1982	Mehsana	Dr. M. J. Shah	Dr. Bharti Lavingia	Dr. K. R. Shah
South	11	1983	Valsad	Dr. Amul Desai	-do-	-do-
West	12	1984	Surendranagar	Dr. C. L. Bavishi	-do-	-do-
Central	13	1985	Ahmedabad	Dr. P. L. Desai	Dr. A. R. Vasavda	Dr. A. K. Talati
North	14	1986	Deesa	Dr. K. K. Asnani	-do-	-do-
South	15	1987	Godhra	Dr. R. N. Mehta	-do-	-do-
Central	16	1988	Nadiad	Dr. H. R. Shah	Dr. Ushaben Vyas	Dr. Nitin Trivedi
West	17	1989	Rajkot	Dr. H. J. Doshi	-do-	-do-
North	18	1990	Patan	Dr. A. S. Patni	-do-	-do-
South	19	1991	Surat	Dr. V. K. Desai	Dr. G. R. Patel	Dr. B. N. Trivedi
Central	20	1992	Karamsad	Dr. Amit N. Shah	-do-	-do-
West	21	1993	Bhavnagar	Dr. Maltiben Mehta	-do-	-do-
North	22	1994	Himatnagar	Dr. Pravin Z. Pathak	Dr. A. K. Talati	Dr. Dipan Desai
South	23	1995	Vapi	Dr. P. C. Shah	-do-	-do-
Central	24	1996	Ahmedabad	Dr. G. R. Patel	-do-	-do-
West	25	1997	Jamnagar	Dr. Meena Kulkarni	Dr. Pradeep Gandhi	Dr. Arun Bhade
Central	26	1998	Ahmedabad	Dr. Nagpal P. N.	-do-	-do-
North	27	1999	Abu	Dr. Mihir Joshi	-do-	-do-
South	28	2000	Vadodara	Dr. Vilas Bidaye	Dr. Amrit Patel	Dr. A. I. Mansoori
West	29	2001	Rajkot	Dr. C. R. Balधा	-do-	-do-
Central	30	2002	Ahmedabad	Dr. S. J. Shah	-do-	-do-
North	31	2003	Mehsana	Dr. H. I. Joshi	Dr. Amrut Patel	Dr. Manish Raval
South	32	2004	Surat	Dr. O. P. Billore	-do-	-do-
West	33	2005	Jamnagar	Dr. Chotaliya M. O.	-do-	-do-
Central	34	2006	Ahmedabad	Dr. R. J. Chhappan	Dr. Jagdeep Kakadia	Dr. P. R. Munjpara
North	35	2007	Mehsana	Dr. Sunil M. Shah	-do-	-do-
South	36	2008	Baroda	Dr. Subhash P. Kadam	-do-	-do-
West	37	2009	Bhavnagar	Dr. C. D. Malavia	Dr. Mariam N. Mansuri	Dr. Kalpit Shah
Central	38	2010	Ahmedabad	Dr. M. V. Vachharajani	-do-	-do-
North	39	2011	Gandhinagar	Dr. Bharat Shah	-do-	-do-
South	40	2012	Surat	Dr. Ashok Shroff	Dr. Nilesh V. Parekh	Dr. P. R. Mujapara

Some of you would recall that Bombay Gujarat Ophthalmological Convention was held in 1972 at the M & J Institute of Ophthalmology. Dr R. P. Dhanda, the then Director and a leading figure in Corneal grafting in the country presided the conference & Dr B S Patel chaired the Reception Committee. I was the Organizing Secretary. It was a great success. Stalwarts from Bombay like Drs. S.N Cooper, B T Maskati, H. G. Badlani, Dr D. G. Mody etc. participated and the meeting was attended by about 200 eye surgeons. After it ended, the eye surgeons of Gujarat met as an interim "General Body" and proposed the starting of All Gujarat Ophthalmological Society (AGOS) and that it should hold a meeting every year. The resolution to that effect was passed by the interim general body and further requested Dr S. G. Adhvaryoo, a great spiritual leader & a very competent and dedicated ophthalmologist from Virnagar, Saurashtra to chair a constitution framing committee for All Gujarat Ophthalmological Society. That is how the seed of our society was laid. The first meeting was held at Baroda, now Vadodara.

As a befitting tribute to his stature and contributions, Dr R P Dhanda was elected unanimously the first President of AGOS.



BOMBAY GUJARAT OPHTHALMOLOGICAL CONVENTION 1972



FOURTH ALL GUJARAT OPHTHALMOLOGICAL SOCIETY CONFERENCE, SURAT

Every one of them needs to be congratulated for the contribution to not only help create an atmosphere of collegiality amongst the society members but also a scientific program of the various meetings such that it kept pace with the time. Early and late 70's saw the shifting from intracapsular surgery to extracapsular and the use of microscope to reduce the trauma. This change remarkably brought down the incidence of Cystoid Macular Oedema and reduced the incidence of epithelialisation of AC and the intractable course it would take. There was introduction of viscoelastic substances i.e. sodium hyaluronate and methyl cellulose etc. in the following years to protect the endothelial loss during cataract surgery. This reduced the incidence of Pseudophakic Bullous Keratopathy. Soon the emphasis changed from extracapsular to SICS and to Phacoemulsification procedure to reduce the size of incision. Early 90's saw the declaration by many surgeons in India including Dr A R Vasavada from our state that they have started doing Phacoemulsification as a routine.

Emphasis was laid on introduction of IOL and prevention of PCO. Simultaneously the technological advances were reflecting development of new & smaller gauge of vitrectomy & management of posterior segment diseases. Our society played a major role in keeping pace with the developments and exposing the membership to the new technological advances. Live surgery day was added for those desirous to learn. Many a times surgeons abroad used the modern communication devices to transmit the surgery by experts. The technological advancements were



Dr P N NAGPAL - Retina Foundation, Ahmedabad

adapted by society to use the electronic media in the form of CCTV, Video, Powerpoints, Tele-Ophthalmology, Websites, Mobile Phones etc. By mid-90's around the turn over to 21st Century, Gujarat was boasting of 90 % of its eye surgeons were using microsurgery, Phacoemulsification and the Cataract Surgery Rate (CSR) rose to 1300 and the 6/12 cataracts were being



DR. Y. K. ALAGH INAUGURATED THE 30TH AGOS AT AHMEDABAD

operated. There is no backlog of cataract. Dr Kakadia and Dr Maltiben Mehta from Bhavnagar reported the complications in the Cataract Surgery due to defective normal saline used for irrigation of the anterior chamber and took up the cause on behalf of the society (AGOS) with the Pharma Industry. The different general secretaries and presidents need to be congratulated for the contributions to AGOS. Special mention is due for Dr Tejas Shah, Dr Ashok Shroff, Dr Nilesh Parikh and Dr Jitendra Jethani. These people organized the CME programs in each zone successfully.

AGOS invited the annual meeting of AIOS in 1990, 2002 and 2011. Dr A.K. Bavishi, Dr Dipen Desai and Dr Tejas Shah were the respective organizers and did a splendid Job. They showed a great leadership quality. There was a meeting of AIOS in 1968. Dr B S Patel was the Organizing Secretary. AGOS started in 1973.

A particular mention I would like to make for a great friend, organizer, excellent surgeon and above all a noble soul, the late Dr Yogesh Desai. He helped the society by inviting the 37th International Retinal Detachment Course in 2004 at Surat along with 32nd AGOC. It attracted a lot of participants.

Until now the Ophthalmic Industry has been positively supportive in sponsoring the different programs of the conference. AGOS has been getting full support in the sponsorship for transmission of live surgery sessions from abroad.

Keeping pace with time the Scientific programs of annual meeting have been made to suit to the super-specialisation. There are sessions devoted to various super specialities. So three or four different halls are working simultaneously.


The ophthalmology is splitting into many super-specialities. While such a thing is useful in program of session, the general overall interest of the patient many times suffers. Competence is the essential part of ethical management of our patient along with compassion. Technology is creating a heavy investment which is creating a lot of strain on the management of our patients. We have to expect the society to create guidelines for encouraging group practices to reduce the investment strain and also for optimal use of our equipments.

Dr Nitin Trivedi started a "News and Views around Ophthalmology" in 2005 for AGOS but it did not become a regular feature. AGOS should review and restart it again.

FUTURE ROLE OF AGOS

Future will expect from AGOS the following for its membership

1. **Ophthalmology continuing education**
 - a. Identification and dissemination of appropriate content curricular guidelines for Residents and Practicing doctors
 - b. Dissemination of educational materials
2. **Advocacy**
 - a. Governments, ophthalmologists, NGOs, WHO, individuals
 - b. Facilitate global initiatives for elimination of avoidable blindness – Vision 2020: The Right To Sight
 - c. Mobilize ophthalmologists' understanding and interest
3. **Create Eye care guidelines**
 - d. Description of guidelines that defines appropriate care to existing capability
 - e. Interest to achieve a fundamental but high level of care that will be an international standard
4. **Research in ophthalmology and vision**
 - a. To collect funding data for helping Innovations and Research
 - b. Particular emphasis on acquisition of clinical population and epidemiological research skills.



RAJKOT

THE 41st ANNUAL ALL GUJARAT OPHTHALMOLOGICAL CONFERENCE



Dr P N NAGPAL - Retina Foundation, Ahmedabad



16th ANNUAL MEETING, NADIAD - Dr. B. T. MASKATI



Dr. C. R. BALDHA, Dr. Y. K. ALAGH & Dr. VASANTBHAI (VADNAGAR)



ORGANIZING COMMITTEE 30th AGOC, AHMEDABAD - Dr. MADAN MOHAN PAREKH CHAIRS



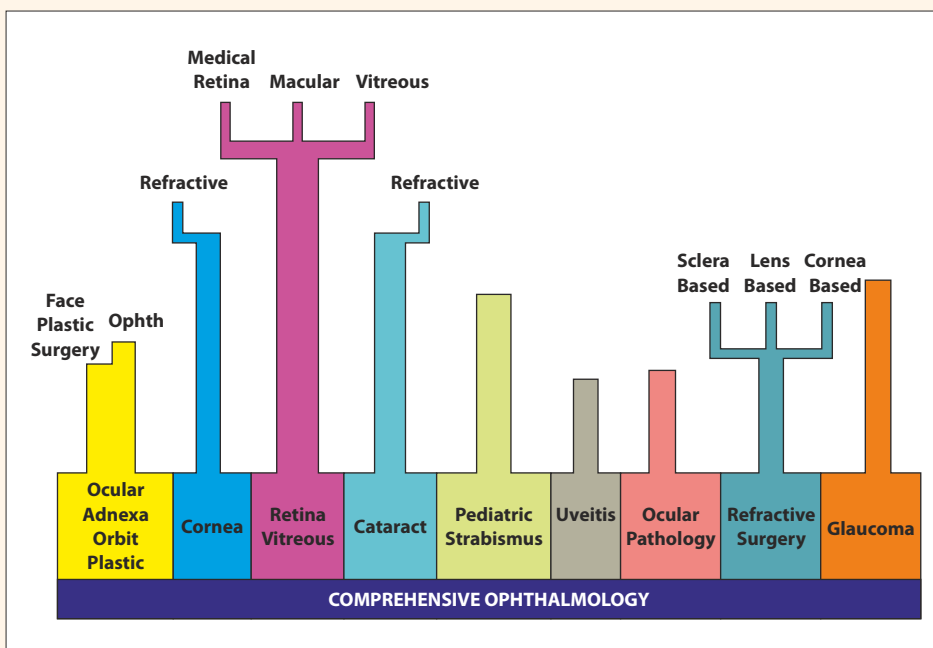
Dr. J. BISWAS RECEIVING THE RETINA FOUNDATION AWARD AT THE HANDS OF Dr. Y. K. ALAGH

Role of Ophthalmology Organisations

- Encourage group practices (advocate incentives)
- Facilitate bulk purchase of equipment
- Members attending meeting abroad should be encouraged to share their experiences on return
- TWINNING OF ANNUAL MEETING WITH OTHER ORGANISATIONS
- Guiding and helping the NGO'S in need and disasters

Ophthalmology Organisations Micromanipulations at The Meetings

- Continued ophthalmic education with some discretion
- Advance planning of faculty and structure
- State and national society - make it window to the world
- Encourage Twinning (combine with subspecialty organisations- the call of the time)
- Attempt to create a permanent professional staff structure
- Appropriate and timely dissemination of information alerts
- Time keeping



Subspecialty Development

"With the increased knowledge about diseases the horizontal is giving rise to localised vertical for it is difficult to reach for everything"

"Gradually the vertical enlarges horizontally—to become a full fledged entity."

"Just as ophthalmology did when it separated first from general surgery and later from ENT (OTO-RHINO LARYNGOLOGY)"

With this vertical growth the patient does get the benefit of deep knowledge and precision in management of disease, but there is an apprehension


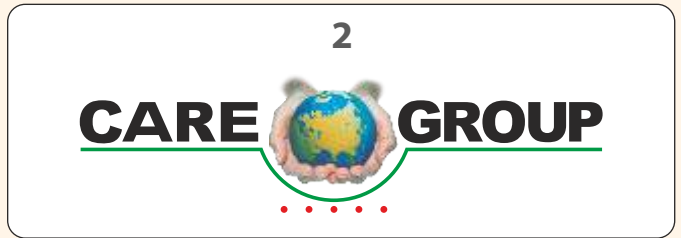

"Lest the oneness of the eye be overlooked"

Rajkot is gearing up to host the 41st edition of AGOS conference soon, let us meet there...



Vista 2013 is thankful to these Major Sponsors:


MAJOR PACKAGE SPONSORS



MAJOR ACTIVITY MANAGERS



MINOR PACKAGE SPONSOR



OTHER ACTIVITY MANAGERS



Rajkot is well connected to all parts of Gujarat and Mumbai by a good network of travel services.



ROAD CONNECTIVITY

Rajkot is easily motorable from all around as the network of roads and highways connecting Rajkot are of exemplary standards. Excellent bus services also connect Rajkot to all parts of the state throughout the day.



TRAIN CONNECTIVITY

Good train services are available between Rajkot and Mumbai via Ahmedabad, Baroda and Surat. Jamnagar, Dwarka, Porbandar, Junagadh and Somnath are also accessible by rail from Rajkot.

Direction	Train Name	Train No.	Time
Reaching Rajkot ...	Saurashtra Express	19215	01:18
	Porbandar Express	19261	03:51
	Saurashtra Janta Express	19017	07:27
	Saurashtra Mail	19005	10:05
From Rajkot ...	Saurashtra Express	19216	01:26
	Okha Ernakullam Express	16337	06:40
	Veraval Pune Express	11087	11:45
	Saurashtra Janta Express	19018	15:20
	Saurashtra Mail	19006	17:45



AIR CONNECTIVITY

Rajkot is connected to Mumbai by air with four convenient daily flights each way.

From & To	Flight No.	Departure	Arrival
Mumbai to Rajkot	9W-7129 / S2-4397	05:15	06:20
	9W-7205 / S2-4079	14:05	15:10
	AI-655	16:50	17:55
	9W-7135 / S2-4379	18:50	19:55
Rajkot to Mumbai	9W-7130 / S2-4398	06:50	07:50
	9W-7206 / S2-4080	15:45	16:50
	AI-656	18:40	19:50
	9W-7136 / S2-4380	20:55	22:00

www.Vista2013.org

ACCOMMODATION & HOTEL INFORMATION



A wide range of hotel accommodation to suit everyone's taste is available in Rajkot. The conference venue is easily reachable from all the hotels of Rajkot. The conference organizers will be pleased to help out with any requirements and queries for the best options for accommodation & tours in/around Rajkot through our **Official Hospitality Managers** (Dream Pharma). Some basic information about selected hotels is given below.

Hotel Name Website	Star Rating & Sp. Amenities	Distance From Venue	Phone
The Grand Bhagwati www.thegrandbhagwati.com	★★★★Y	1.5 km	0281-2783344
Pradyuman Lords Inn www.lordshotels.com	★★★★Y	05 km	0281-2562880
Khirsara Heritage Palace www.khirsarapalace.in	★★★★	08 km	02827-288444
Imperial Palace www.theimperialpalace.biz	★★★★Y	10 km	0281-2480000
Sarovar Portico www.sarovarhotels.com	★★★	11 km	0281-3016000
Comfort Inn www.hotelcomfortinnlegact.com	★★★Y	11 km	0281-3018555
Silver Palace www.hotelsilverpalace.com	★★★	11 km	0281-2480008
Grand Regency www.hotelthegrandregencyrajkot.com	★★★	11 km	0281-2241000
Platinum www.platinumhotels.in	★★★Y	11 km	0281-2232000
Silver Sand www.silversand.com	★★	11 km	0281-2480008
Harmony www.hotelharmonyrajkot.com	★★	11 km	0281-2240950
The Fern www.fernresidencyrajkot.com	★★★★Y	13 km	0281-7111000
Hotel Kavery www.hotelkavery.com	★★★	12 km	0281-2239331

Swimming Pool Gym Non Veg Food also available

HOSPITALITY MANAGERS

D DREAM PHARMA

We Care For Vision...

Name: Vishal Unadkat

Mobile: 93270 88580

Email: dream.mvt@gmail.com



RAJKOT

THE 41st ANNUAL ALL GUJARAT OPHTHALMOLOGICAL CONFERENCE



TOUR PACKAGES AND RATES

TOUR No.	PACKAGE DETAILS & Destinations	D/N	Max Kms*	TOUR RATES WITH VEHICLE TYPE (All Air-conditioned Cars)				
				INDICA	ETIOS	TAVERA	INNOVA GX	INNOVA VX
01	Half Day Local Tour (4 Hours)	-	-	1800	-	2400	2400	-
02	Full Day Local Tour	1D	-	2000	2300	2500	2600	2865
03	Khijadiya Bird Sanctuary (Near Jamnagar)	1D	300	3000	3200	3800	4200	4200
04	Hingolghadh Nature Education Sanctuary (Near Jasdan)	1D	300	3000	3200	3800	4200	4200
05	Narara Marine National Park (Near Jamnagar)			Interested marine life enthusiasts are advised to contact : Dr. Piyush Matalia (M 093281 05212, C 0288 - 2554888, R 0288 - 2553020)				
06	Dwarka, Nageshwar, Rukshmani Temple	2D/1N	800	6700	7100	8400	9000	9500
07	Somnath, Bhalka Tirth	1D	400	4500	5500	5500	6000	6500
08	Dwarka, Porbander, Somnath, Bhalka Tirth	3D/2N	900	9000	10000	10700	12000	13400
09	Dwarka, Somnath, Sasan Gir, Junagadh	4D/3N	1200	12000	13350	13650	15000	17500
10	Dwarka, Porbander, Diu, Somnath, Sasan Gir, Girnar	5D/4N	1500	15425	16000	18000	20000	21000
Extra charge per Km				8.00	8.50	9.50	10.50	11.50

* No. of Kilometers included in the trip (Exceeded Kms charged as above).

- All rates include Driver allowance, Toll charges & Parking tickets.

For Tour Bookings, Please Contact

Ms. Hirna Jani

UNIGLOBE Shree Aakash Travels

207 - City Shop, 2nd Floor, Opp. Jagnath Police Station, Dr. Yagnik Road, Rajkot - 360 001

M 098250 74990, 099789 74990 | T 0281 2480488 | D 0281 2460449 | E tours@uniglobeshreeakashtravel.com

VVP ENGINEERING COLLEGE & INDUBHAI PAREKH SCHOOL OF ARCHITECTURE



En route from the Auditorium (Hall A)
to the Trade Conclave Area



The path leading to Hall B & C
in the School of Architecture



Gossip Lawn adjacent to the
Refreshment Pavilion

Vista 2013 will be hosted at one of the leading & vast educational campuses of Rajkot – The **V.V.P.** (Vyavasayi Vidya Pratishtan) **Engineering College** & The Indubhai Parekh **School of Architecture**, located about 10 kms from the city on the outskirts of Rajkot on a quiet & scenic stretch of Kalawad Road, just opposite the ethnic theme resort of Motel The Village. The venue has been chosen for its massive space with an unpolluted ambience sufficiently isolated from the city traffic yet reachable conveniently & quickly.

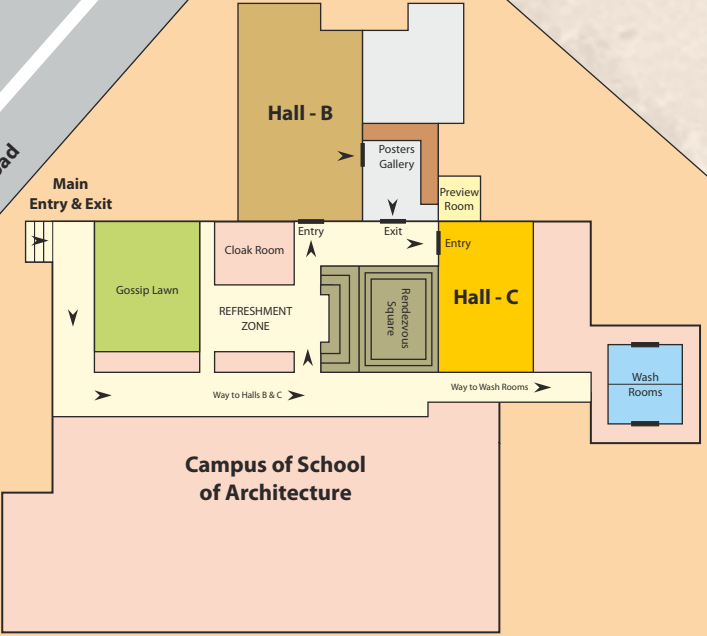
One of the most modern & the largest of the Auditoriums in the region (The Zaverchand Meghani Kala Bhavan) would be the **Hall A** of Vista 2013. The Auditorium complex would also house the **Registration Zone**, the **Kit Area** & the **Welcome Lounge**. The **Halls B & C** would be erected in the School of Architecture, whose creative campus would also house a **Rendezvous Square** and a **Gossip Lawn** adjacent to the **Refreshment Pavilion** for casual interaction between the delegates.

With more than ample space for parking within the campus, the overall setting of the conference would be uncongested, pleasant, relaxing as well as educative for the delegates.








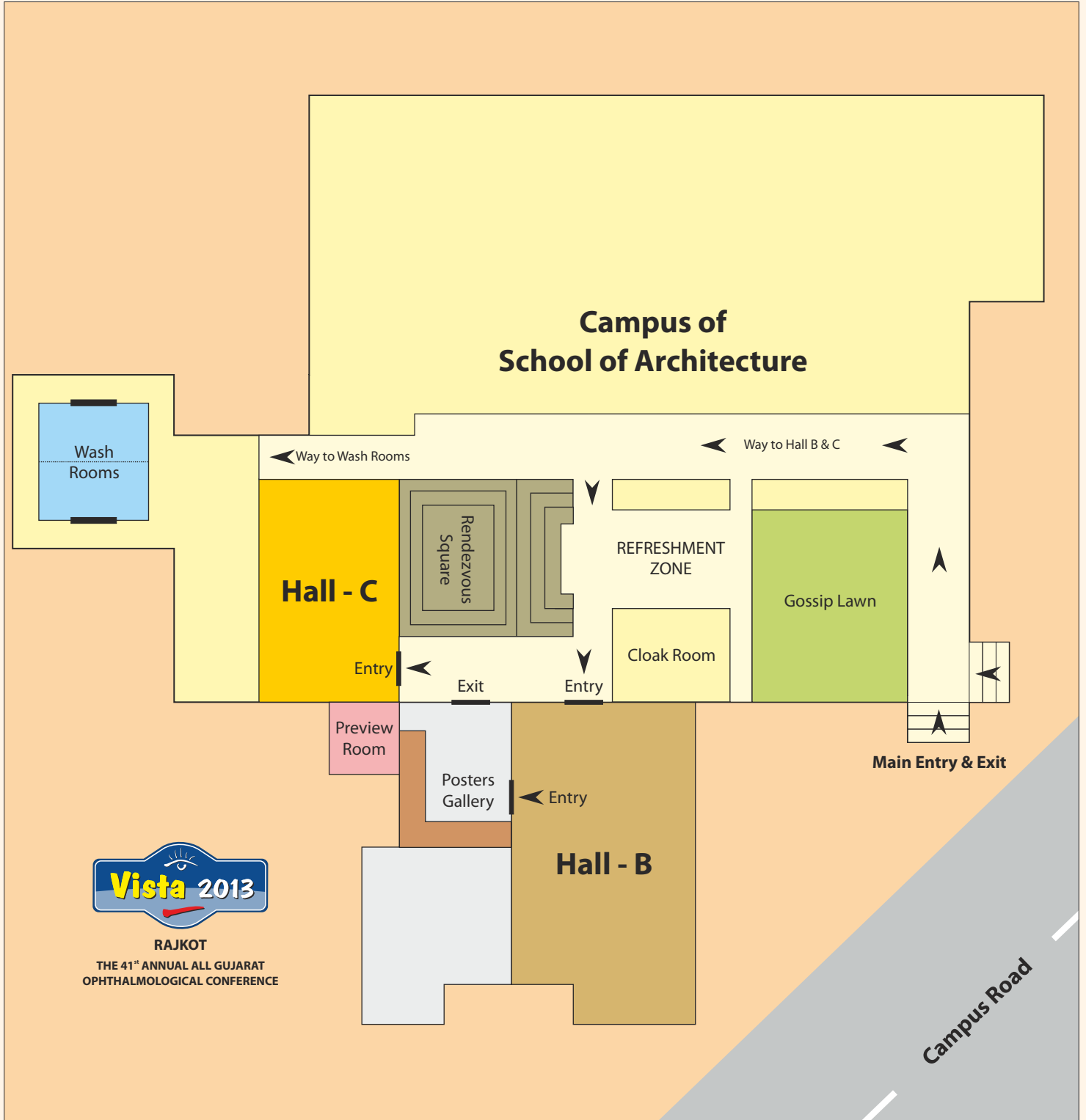
RAJKOT
THE 41st ANNUAL ALL GUJARAT
OPHTHALMOLOGICAL CONFERENCE







Colour	Stall Code	Size	No.s	Features
	A	2.5m x 2.5m	08	Three sides open Stall
	B	2.5m x 2.5m	19	Two sides open Stall
	C	2.5m x 2.5m	44	One side open Stall
	D	2.5m x 5.5m	01	Corner Long Stall
	E	2.5m x 6.0m	01	Special Corner Stall
	F	2.5m x 6.0m	01	Extra Special Stall



RAJKOT
THE 41st ANNUAL ALL GUJARAT
OPHTHALMOLOGICAL CONFERENCE



RAJKOT

THE 41st ANNUAL ALL GUJARAT OPHTHALMOLOGICAL CONFERENCETHEME: **CASE-BASED CURRENT CONCEPTS**

SATURDAY - 14 TH SEPTEMBER 2013			
TIME	HALL - A	HALL - B	HALL - C
09.00 am – 10.00 am	CATARACT SURGERY BASICS	ADVANCES IN GLAUCOMA	FREE PAPERS 1
10.05 am – 11.00 am	REFRACTIVE SURGERY	ORBIT & OCULOPLASTY	(POSTERIOR SEGMENT)
11.00 am – 11.15 am	TEA		
11.15 am – 12.15 pm	MEDICAL RETINA GLIMPSES	RAGHUDEEP EYE HOSPITAL	FREE PAPERS 2
12.20 pm – 01.15 pm	OPINION & DEBATES	FILM FESTIVAL	(ANTERIOR SEGMENT)
01.15 pm – 02.00 pm	LUNCH		
02.00 pm – 02.55 pm	INVESTIGATIONS *(HOYA)	CORNEA & OCULAR SURFACE	FREE PAPERS 3
03.00 pm – 04.00 pm	ADVANCED PHACO *(ALCON)	STRABISMUS SIMPLIFIED	(GENERAL)
04.00 pm – 04.15 pm	TEA		
04.15 pm – 05.00 pm	LATEST OF THE LATEST	PRACTICE MANAGEMENT	ECTATIC CORNEAL DISORDERS (IC)
05.00 pm – 05.45 pm	Dr. R. N. MATHUR ORATION		
06.00 pm – 06.45 pm	GENERAL BODY MEETING		
07.00 pm – 08.00 pm	INAUGURATION CEREMONY		
GALA DINNER			
08.30 pm Onwards ...	ENTERTAINMENT EVENING		

SUNDAY - 15 TH SEPTEMBER 2013			
TIME	HALL - A	HALL - B	HALL - C
08.00 am – 09.00 am	SURGICAL RETINA	BEST OF THE BEST PAPERS	EYE & SYSTEMIC DISEASES
09.05 am – 10.45am	AHMEDABAD ACADEMY SYMPOSIUM	TIPS & TRICKS IN TRAUMA	HOW TO WRITE A PAPER? (IJO IC)
10.45 am – 11.00 am	TEA		
11.00 am – 11.45 am	RETINA FOUNDATION ORATION		
11.50 am – 12.30 pm	FEMTO LASER CATARACT (B&L)*	MACULA UPDATE (ZEISS)*	NEURO-OPHTHALMOLOGY
12.35 pm – 01.15 pm	FEMTO LASER REFRACTIVE (B&L)*	INTRAVITREAL INJECTIONS	CAUGHT ON THE WRONG FOOT? (IC)
01.15 pm – 02.00 pm	LUNCH		
02.00 pm – 03.30 pm	INTRAOCULAR LENSES (AMO)*		
03.35 pm – 04.30 pm	OPHTHALMIC TAMBOLA (QUIZ)		
04.30 pm ...	VALEDICTORY COMMENTS & HIGH TEA		

*SESSION SPONSOR

IC=INSTRUCTION COURSE

DAY - 1							SATURDAY - 14 TH SEPTEMBER 2013						
Session	01 HALL - A				02 HALL - B			03 HALL - C					
Time	09.00 am - 10.00 am				09.00 am - 10.00 am			09.00 am - 11.00 am					
TITLE	CATARACT SURGERY - BASICS				ADVANCES IN GLAUCOMA			FREE PAPERS 1 - POSTERIOR SEGMENT					
On the Dais	Chairperson	ASHOK SHROFF		Chairperson	MAYURI KHAMAR		Chairperson	SHASHANK PATEL					
	Co-Chairperson	KISHORE ASNANI		Co-Chairperson	BINITA THAKORE		Co-Chairperson	-					
	Moderator	DARSHIN BAVISHI		Moderator	PIYUSH JANSARI		Moderator	MILAN THAKKAR					
	Convener	VIMAL VYAS		Convener	PREKSHA SHAH		Convener	-					
	Rapporteur	SAMIR NARANG		Rapporteur	KAMAL DODIA		Rapporteur	HARSH YADAV					
TALK	TOPIC	SPEAKER	MIN	TOPIC	SPEAKER	MIN	<p>A total of 15 Free Papers</p> <p>Each paper for 6 minutes + 2 minutes for discussion</p> <p>Last date for Abstract submission: 31st July 2013</p>						
01 Keynote Address	Ideal Biometry Protocols in Standard & Special situations	NITIN PATEL	10	Micro-Incision Glaucoma Surgery (MIGS)	BINITA THAKORE	10							
02	Phaco Basics: As they stand today	SHETAL RAJ	08	Failed Trabeculectomy: What next?	PIYUSH JANSARI	08							
03	SICS – Current role & techniques	ANIL KOTHARI	08	Current role of implants	RESHMA JHAVERI	08							
04	Phacoemulsification in tough situations	RAJIV CHOUDHARY	08	How useful is OCT in Glaucoma?	MITESH KHOKHANI	08							
05	Management of Posterior Capsular Rupture	ARUP CHAKRABARTI	08	Secondary Glaucomas & their Management	MARIAM MANSURI	08							
06	New technologies in Cataract Surgery	KAMAL KAPOOR	08	My algorithm for Anti-Glaucoma Drugs	PAARAJ DAVE	08							
07	Complications of Phacoemulsification	RAJINDER KHANNA	08	Rapid round-up of interesting Cases	MAYURI KHAMAR	10							
Session	04 HALL - A				05 HALL - B								
Time	10.05 am - 11.00 am				10.05 am - 11.00 am								
TITLE	REFRACTIVE SURGERY				ORBIT & OCULOPLASTY								
On the Dais	Chairperson	ANIL BAVISHI		Chairperson	M V VACHHRAJANI								
	Co-Chairperson	VASANT SAPOVADIA		Co-Chairperson	BHARAT SHAH								
	Moderator	RUPAL SHAH		Moderator	NITIN TRIVEDI								
	Convener	JANAK MEHTA		Convener	SWATI RAWANI								
	Rapporteur	SANDEEP VISANI		Rapporteur	BAKUL VYAS								
TALK	TOPIC	SPEAKER	MIN	TOPIC	SPEAKER	MIN							
01 Keynote Address	Step by step approach to Refractive Surgery	VASANT SAPOVADIA	10	Ophthalmic Plastic Surgery: State of the Art	MILIND NAIK	10							
02	How to get the Perfect (Non-Femto) Flap	RUPAL SHAH	08	Botox and Fillers in Ophthalmology	NITIN TRIVEDI	10							
03	Managing complications of Ref surgeries	ANIL KOTHARI	08	Multi-modular DCR Surgery	ISHAN ACHARYA	08							
04	Phakic Intraocular Lenses	VINOD C MEHTA	08	Management of Retrobulbar SOLs	HARSH SHAH	08							
05	Topo guided LASIK & INTACS	AMBRISH DARAK	08	Management of Orbital fractures	BAKUL VYAS	08							
06	Recent advances in Presbyopic procedures	TEJAS SHAH	08	Blepharoplasty	SHAILESH MEHTA	08							
07	PANEL DISCUSSION	All Speakers		10	Socket reconstruction	M V VACHHRAJANI	08						

DAY - 1							SATURDAY - 14 TH SEPTEMBER 2013						
Session	10 HALL - A				11 HALL - B			12 HALL - C					
Time	02.00 pm - 02.55 pm				02.00 pm - 02.55 pm			02.00 pm - 04.00 pm					
TITLE	INVESTIGATIONS - Reading Between the Lines (Sponsor : HOYA)				CORNEA & OCULAR SURFACE			FREE PAPERS 3 - GENERAL					
On the Dais	Chairperson	JEAN JACQUES DELAEY			Chairperson	PIYUSH MATALIA		Chairperson	REKHA GOSALIYA				
	Co-Chairperson	PRAN NATH NAGPAL			Co-Chairperson	BHARTI LAVINGIA		Co-Chairperson	-				
	Moderator	JAGDEEP KAKADIA			Moderator	SANDEEP ARORA		Moderator	BAKULESH KHAMAR				
	Convener	VIJAY MAHESHWARI			Convener	PARAS MEHTA		Convener	-				
	Rapporteur	PIYUSH UNADKAT			Rapporteur	RUSHIT SHETH		Rapporteur	FALGUNI TRIVEDI				
TALK	TOPIC	SPEAKER	MIN	TOPIC	SPEAKER	MIN							
01	Keynote Address Precise preoperative metrics with iTRACE Workstation	KULIN KOTHARI	10	Dry Eye treatment options: Beyond the Horizon	HIMANSHU MATALIA	10							
02	Autofluorescence & Fluorescein Angiography	AJAY AURORA	08	Posterior Lamellar Keratoplasties	NAMRATA SHARMA	08							
03	Perimetry – Pros & Cons	PIYUSH JANSARI	08	Peripheral Ulcerative Keratitis	HEMAL KANSAGRA	08							
04	Ultrasound Biomicroscopy (UBM)	HANSA THAKKAR	08	Keratoprosthesis	QURESH MASKATI	08							
05	Corneal Topography: Simplified Interpretation	HIMANSHU MATALIA	08	Anterior Lamellar Keratoplasties	ASHISH NAGPAL	08							
06	Optical Coherence Tomography (OCT)	JEAN-JAQUES DELAEY	10	Management of Non-healing Keratitis	PARAS MEHTA	08							
				Newer Fluoroquinolones in Corneal infections	NITEEN DEDHIA	08							
Session	13 HALL - A				14 HALL - B								
Time	03.00 pm - 04.00 pm				03.00 pm - 04.00 pm								
TITLE	ADVANCED PHACOEMULSIFICATION (Sponsor: ALCON)				STRABISMUS SIMPLIFIED								
On the Dais	Chairperson	ARUP CHAKRABARTI			Chairperson	KAMINI AUDICH							
	Co-Chairperson	ABHAY VASAVADA			Co-Chairperson	NITIN TRIVEDI							
	Moderator	AJAY MEHTA			Moderator	HANSA THAKKAR							
	Convener	TWINKLE SHAH			Convener	ILA NANAVATY							
	Rapporteur	ATUL BADIANI			Rapporteur	REEMA RAVAL							
TALK	TOPIC	SPEAKER	MIN	TOPIC	SPEAKER	MIN							
01	Keynote Address Micro-Coaxial Phacoemulsification	ABHAY VASAVADA	10	Role of muscle pulleys in Strabismus	RAMESH KEKUNNAYA	10							
02	Venturi Vs Persaltic Phacodynamics	GIRISH JETHWA	08	Small angle squint: Options in management	KAMINI AUDICH	10							
03	Pediatric Cataracts : Management Pearls	SURESH PANDEY	08	Torsion: The WHY axis	NITIN JAIN	08							
04	Posterior capsular polishing techniques	VIRENDRA AGRAWAL	08	Faden & Adjustable Faden surgery	KALPIT SHAH	08							
05	Phacoemulsification in eyes with Uveitis	CHE TAN HINDOCHA	08	Congenital Cranial Disinnervational disorders	ANKIT BHAVSAR	08							
06	Glistenings in Lenses: How serious a concern?	NITEEN DEDHIA	08	Muscle transplantation: Is it possible?	JITENDRA JETHANI	08							
07	PANEL DISCUSSION	All Speakers		10	PANEL DISCUSSION	All Speakers							

A total of 15 Free Papers

Each paper for 6 minutes
+ 2 minutes for discussion

Last date for Abstract submission:

31st July 2013

DAY - 1				SATURDAY - 14 TH SEPTEMBER 2013								
Session		06 HALL - A		07 HALL - B		08 HALL - C						
Time		11.15 am - 12.15 am		11.15 am - 01.15 pm		11.15 am - 01.15 pm						
TITLE		MEDICAL RETINA GLIMPSES		RAGUDEEP EYE CLINIC FILM FESTIVAL		FREE PAPERS 2 - ANTERIOR SEGMENT						
On the Dais	Chairperson	P N NAGPAL		Chairperson	GIRISH JETHWA		Chairperson	ARUP CHAKRABARTI				
	Co-Chairperson	SAROJ SHAH		Co-Chairperson	-		Co-Chairperson	-				
	Moderator	AJAY AURORA		Moderator	SHETAL RAJ		Moderator	MUKESH DHOLAKIA				
	Convener	MANISH NAGPAL		Convener	-		Convener	-				
	Rapporteur	RAMESH PATEL		Rapporteur	SAYEED KAZI		Rapporteur	HETAL BAKHAI				
TALK	TOPIC	SPEAKER	MIN	<p>A total of 15 VIDEOS</p> <p>Each Video for 6 minutes + 2 minutes for discussion</p> <p>Last date for Abstract submission: 31st July 2013</p>				<p>A total of 15 FREE PAPERS</p> <p>Each paper for 6 minutes + 2 minutes for discussion</p> <p>Last date for Abstract submission: 31st July 2013</p>				
01	Keynote Address	Update on Retinal Venous Occlusions	JEAN-JAQUES DELAEY									10
02		Current treatment in Diabetic Retinopathy	RAJSHREE ARORA									08
03		Protocols for managing ARMD	B RAMCHANDANI									08
04		Central Serous Chorioretinopathy	VILAS SATHAYE									08
05		Management of Posterior Uveitis	MANOJ BHATT									08
06		Retinopathy of Prematurity: Update	ALAY BANKER									08
07		PANEL DISCUSSION	All Speakers									10
Session		09 HALL - A										
Time		12.20 pm - 01.20 pm										
TITLE		OPINIONS & DEBATES										
On the Dais	Chairperson	CHUNILAL BALDHA										
	Co-Chairperson	BAKULESH KHAMAR										
	Moderator	SANJAY GADRE										
	Convener	NILESH PAREKH										
	Rapporteur	HARSHAL BALDHA										
DEBATE	TOPIC	SPEAKERS										
Structure		5 MINUTES FOR EACH SPEAKER'S VIEW + 5 MINUTES FOR ARGUMENTS										
01	A	Gonioscopy is indispensable		PIYUSH JANSARI								
	B	Anterior segment Imaging is better		MAYURI KHAMAR								
02	A	Scleral Fixated IOL: Suturing preferred		BHARAT RAMCHANDANI								
	B	Glued IOL is the way to go		PRIYA NARANG								
03	A	Toric IOLs are adequate for Astigmatism		AJAY MEHTA								
	B	Bioptics is the perfect solution		DARSHIN BAVISHI								
04	A	Buckling: Still my choice for RD		ASHOK TALATI								
	B	Primary Vitrectomy is better		ANUJ AMIN								

DAY - 1										SATURDAY - 14 TH SEPTEMBER 2013									
Session		15 HALL - A				16 HALL - B				17 HALL - C									
Time		04.15 pm - 05.00 pm				04.15 pm - 05.00 pm				04.15 pm - 05.00 pm									
TITLE		LATEST OF THE LATEST				PRACTICE MANAGEMENT				ECTATIC CORNEAL DISORDERS (INSTRUCTION COURSE)									
On the Dais	Chairperson	HASMUKH DHRUVA		Chairperson	PRADEEP SHETH		Chief Instructor	PARAS MEHTA											
	Co-Chairperson	ABHAY VASAVADA		Co-Chairperson	VIDHUSHI PANDEY		Instructor 2	ASHISH NAGPAL											
	Moderator	AJAY AURORA		Moderator	BHARAT PATEL		Instructor 3	NAMRATA SHARMA											
	Convener	KETAN BAVISHI		Convener	ASHOK MEHTA		Instructor 4	QURESH MASKATI											
	Rapporteur	MUKESH PORWAL		Rapporteur	MANISHA DEVANI		Instructor 5	DHARMESH SHAH											
TALK	TOPIC	SPEAKER	MIN	TOPIC	SPEAKER	MIN	TOPIC	SPEAKER	MIN										
01	Keynote Address Advances in Microincision Surgeries: MICS, MIVS, MIGS	SANJAY GADRE	12	Social Media & Ophthalmology	VIDHUSHI PANDEY	10	Pre-LASIK evaluation: When to do & when not to	QURESH MASKATI	10										
02	Corneal Stem Cells: Current Status in India	HIMANSHU MATALIA	10	Role of Counseling in enhancing revenue	AJAY MEHTA	08	Keratoconus, Keratoglobus & Pellucid Marginal Degeneration	PARAS MEHTA	08										
03	Retinal Prosthesis: Where do we stand today	ALAY BANKER	10	How good is the ambience & hospitality in our hospitals?	PRADEEP SHETH	08	ORBSCAN & Pentacam Topographic Diagnosis	DHARMESH SHAH	08										
04	Gene Therapy In Leber's Optic Atrophy	JEAN-JAQUES DELAEY	10	Dusk & dawn in the life of an Ophthalmologist	VIDHUSHI PANDEY	08	Comparison of different Topographers	ASHISH NAGPAL	08										
05	PANEL DISCUSSION	If time permits		PANEL DISCUSSION	All Speakers		06	Overview of management of Ectatic Corneal Diseases	NAMRATA SHARMA	10									
06																			
Session		18 HALL - A				GALA DINNER (IN FOOD ZONE) 07.30 pm Onwards (Partly Supported by: CARE GROUP)													
Time		05.05 pm - 05.45 pm																	
Dr. R. N. MATHUR ORATION (Orator to be announced)																			
Introduction of Dr. R.N. Mathur Award		M V VACHHRAJANI	05.05 pm - 05.10 pm																
Introduction of The Awardee for 2013		C R BALDHA	05.10 pm - 05.15 pm																
ORATION			05.15 pm - 05.45 pm																
HALL - A																			
Time		06.00 - 06.45 pm																	
GENERAL BODY MEETING OF AGOS																			
HALL - A																			
Time		07.00 - 08.00 pm																	
INAUGURATION CEREMONY																			
HALL - A																			
Time		08.30 pm Onwards																	
ENTERTAINMENT PROGRAM (Supported by: NUTRILIS)																			


DAY - 2										SUNDAY - 15 TH SEPTEMBER 2013									
Session		19 HALL - A				20 HALL - B				21 HALL - C									
Time		08.00 am - 09.00 am				08.00 am - 09.00 am				08.00 am - 09.00 am									
TITLE		SURGICAL RETINA				BEST OF THE BEST PAPERS				EYE & SYSTEMIC DISEASES (INSTRUCTION COURSE)									
On the Dais	Chairperson	JEAN-JAQUES DELAEY			Chairperson	PIYUSH MATALIA			Chairperson	M V VACHHRAJANI									
	Co-Chairperson	SANJAY GADRE			Co-Chairperson	-			Chief Instructor	ISHAN ACHARYA									
	Moderator	AMARJEET KADAM			Moderator	ARUP CHAKRABARTI			Instructor 2	PARAS MEHTA									
	Convener	ANAND SUDHALKAR			Convener				Instructor 3	BHARAT RAMCHANDANI									
	Rapporteur	MILAN THAKKAR			Rapporteur	JITENDRA JETHANI			Instructor 4	VIMAL FOODNAWALA									
TALK	TOPIC	SPEAKER	MIN	THE TWO BEST PAPERS FROM EACH FREE PAPER SESSION WILL BE PRESENTED FOR THE BEST OF THE BEST PAPER AWARD				TOPIC	SPEAKER	MIN									
01	Bye Bye to Bimanual Vitrectomy	ALAY BANKER	08					Rheumatoid Arthritis, Wagener's	PARAS MEHTA	12									
02	Tips for successful Buckling	PRAN NATH NAGPAL	08					Granulomatosis, Collagen Vascular Disorders											
03	Role of Resurgeries	ANURAG THAKRAL	08					Sarcoidosis, Myasthenia, Thyroid disease,	ISHAN ACHARYA	14									
04	Management of Endophthalmitis	MUDIT BANSAL	08					Leukemias, Lymphomas											
05	Surgery for Proliferative Diabetic Retinopathy	MANISH NAGPAL	08					Cytomegalovirus Retinitis, Toxic Neuropathies	B RAMCHANDANI	12									
06 Keynote	Indigenous innovations in MIVS	AJAY AURORA	10					Amyloidosis, Tuberculosis & Neurofibromatosis	VIMAL FOODNAWALA	12									
07	PANEL DISCUSSION	All Speakers						10	PANEL DISCUSSION	All Speakers		10							
Session		22 HALL - A				23 HALL - B				24 HALL - C									
Time		09.05 am - 10.45 am				09.05 am - 10.45 am				09.05 am - 10.45 am									
TITLE		AHMEDABAD ACADEMY SYMPOSIUM				TIPS & TRICKS IN TRAUMA				HOW TO WRITE A SCIENTIFIC PAPER (INDIAN JOURNAL OPHTHALMOLOGY INSTRUCTION COURSE)									
On the Dais	Chairperson	PRAN NATH NAGPAL			Chairperson	NITIN TRIVEDI													
	Co-Chairperson	ABHAY VASAVADA			Co-Chairperson	KIRAN SHAH													
	Moderator	NAMRATA SHARMA			Moderator	ASHOK TALATI													
	Convener	KARTIKEY NANAVATI			Convener	SURESH UNJIA													
	Rapporteur	AJAY MEHTA			Rapporteur	HARESH GADHIYA													
TALK	TOPIC	SPEAKER	MIN	TOPIC	SPEAKER	MIN													
FORMAT	10 minutes for Cases + 5 minutes of Discussion for each Speaker				A Ring-side View of the Role of all Specialities in Trauma														
01	Phacoemulsification & Glaucoma Cases	ARUP CHAKRABARTI	15	Lid Tear Repair & Lid Reconstruction	NITIN TRIVEDI	10													
02	Rafractive Surgery Cases	VINOD C MEHTA	15	Corneo-Scleral Tears	HEMAL KANSAGRA	10													
03	Medical Retina Cases	AJAY AURORA	15	Traumatic Cataracts	VIRAJ VASAVADA	10													
04	Small-Incision Cataract Surgery Cases	ANIL KOTHARI	15	Complex Posterior Segment Injury	ASHOK TALATI	10													
05	Cornea & Ocular Surface Cases	QURESH MASKATI	15	Visual Rehab after Corneal Trauma	PARAS MEHTA	10													
06	Surgical Retina Cases	MANISH NAGPAL	15	Post-traumatic Endophthalmitis	TEJAS DESAI	10													
				Restoring Cosmesis after trauma	ISHAN ACHARYA	10													
Session	25 HALL - A				Antibiotic resistance in Corneal Trauma		BRIG J K S PARIHAR	10											
	RETINA FOUNDATION ORATION		Prof. JJ DELEAY		Medicolegal Issues		PRADEEP SHETH	10											
	11.00 am - 11.45 am		(See Page 34)		PANEL DISCUSSION		All Speakers	10											

DETAILS WILL BE ANNOUNCED SOON

DAY - 2											SUNDAY - 15 TH SEPTEMBER 2013										
Session	26 HALL - A					27 HALL - B					28 HALL - C										
Time	11.50 am - 12.30 pm					11.50 am - 12.30 pm					11.50 am - 12.30 pm										
TITLE	FEMTOSECOND LASER CATARACT SURGERY (Sponsor: BAUSCH & LOMB)					MACULA UPDATE (Sponsor: CARL ZEISS)					NEURO-OPHTHALMOLOGY										
On the Dais	Chairperson		K P REDDY			Chairperson		MADHAVI SHETH			Chairperson		HASMUKH DHRUVA								
	Co-Chairperson		ABHAY VASAVADA			Co-Chairperson		VILAS SATHAYE			Co-Chairperson		BAKULESH KHAMAR								
	Moderator		PURENDRA BHASIN			Moderator		MANOJ BHATT			Moderator		VIMAL FOODNAWALA								
	Convener		SANJAY GADRE			Convener		AMISH PATEL			Convener		MRUGESH KOTIA								
	Rapporteur		RAJOO KOTHARI			Rapporteur		RAJSHREE ARORA			Rapporteur		KIRIT KANERIA								
TALK	TOPIC		SPEAKER		MIN	TOPIC		SPEAKER		MIN	TOPIC		SPEAKER		MIN						
01 Keynote Address	Femtoemulsification: How & Why?		ABHAY VASAVADA		12	Vitreomacular Traction Syndromes		BHAVIN PATEL		08	Assessing a suspicious Optic Disc		VIMAL FOODNAWALA		08						
02	Femto Cataract Surgery Complications		K P REDDY		10	Cystoid Macular Edema		JAYPRAKASH PUROHIT		08	Pupil & its involvement in Neurological cases		BAKULESH KHAMAR		08						
03	Femtonomics - Economics with Femto		TEJAS SHAH		10	Macular holes: Tips for Surgery		ALAY BANKER		08	Neurological Visual Fields: When & Why?		PIYUSH JANSARI		08						
04	PANEL DISCUSSION		All Speakers		08	Role of Lasers in this era of injections		ANURAG THAKRAL		08	Approach to Paralytic Strabismus		HANSA THAKKAR		08						
05						Interesting Macula Cases		ROHAN CHAUHAN		08	Neuro-Retinal syndromes		MRUGESH KOTIA		08						
Session	29 HALL - A					30 HALL - B					31 HALL - C										
Time	12.35 pm - 01.15 pm					12.35 pm - 01.15 pm					12.35 pm - 01.15 pm										
TITLE	FEMTOSECOND LASER REFRACTIVE SURGERY (Sponsor: BAUSCH & LOMB)					INTRAVITREAL INJECTIONS					CAUGHT ON THE WRONG FOOT? (INSTRUCTION COURSE) Dealing with Complicated Cataract Surgery										
On the Dais	Chairperson		RUPAL SHAH			Chairperson		SHASHANK PATEL			Chief Instructor		ROHAN CHAUHAN								
	Co-Chairperson		PURENDRA BHASIN			Co-Chairperson		ASHOK TALATI			Instructor 2		PRIYADRASHI ASNANI								
	Moderator		TEJAS SHAH			Moderator		ALAY BANKER			Instructor 3		TWINKLE SHAH								
	Convener		VASANT SAPOVADIA			Convener		MRUGESH KOTIA			Instructor 4		SANDEEP ARORA								
	Rapporteur		HEMAL KANSAGRA			Rapporteur		SOMESH AGRAWAL			Instructor 5		HARSH SHAH								
TALK	TOPIC		SPEAKER		MIN	TOPIC		SPEAKER		MIN	TOPIC		SPEAKER		MIN						
01 Keynote Address	PHACOTECMIX: My all-in-one approach		K P REDDY		10	Protocols for Intravitreal Injections		JIGNESH GOSAI		08	Cataract Surgeon's Perspective		PRIYADRASHI ASNANI		08						
02	Femto Flaps - Are they Worth it?		MAHESH SHAH		08	Update on Anti- VEGFs		SHOBHANA MANGE		08	Glaucoma Surgeon's Perspective		TWINKLE SHAH		08						
03	Femto Refractive Surgery - Recent Advances		PURENDRA BHASIN		08	Intravitreal Steroids		SUGNESH PARMAR		08	Cornea Surgeon's Perspective		SANDEEP ARORA		08						
04	Complications of Femto Refractive Surgery		RUPAL SHAH		08	Intravitreal Antibiotics: When & How?		ANIL PATIL		08	Retina Surgeon's Perspective		ROHAN CHAUHAN		08						
05	PANEL DISCUSSION		All Speakers		06	Repeated Injections: How far to go?		MADHAVI SHETH		08	Oculoplasty Surgeon's Perspective		HARSH SHAH		08						

DAY - 2				SUNDAY - 15 TH SEPTEMBER 2013			
Session	32			HALL - A			
Time	02.00 am - 03.30 pm						
TITLE	INTRAOCULAR LENSES (Sponsored: ABBOTT MEDICAL OPTICS)						
On the Dais	Chairperson	ABHAY VASAVADA					
	Co-Chairperson	GIRISH JETHWA					
	Moderator	CHETAN HINDOCHA					
	Convener	JAGDEEP KAKADIA					
	Rapporteur	MANOJ JOSHI					
TALK	TOPIC	SPEAKER	MIN				
01	Keynote Address Tips and Tricks with Multifocal IOLs	ARUP CHAKRABARTI	10				
02	My experience with MICS	TWINKLE SHAH	08				
03	Crystalens – Myths & Reality	DARSHIN BAVISHI	08				
04	Yellow Vs Clear Lens: The choice is Clear	JAGDEEP KAKADIA	08				
05	Implantable Phakic Lenses	K P REDDY	08				
06	Micro-Incision IOLs for MICS	NIRAV SHAH	08				
07	Toric IOLs: A necessity or a Luxury?	CHIRAG SHAH	08				
08	Add-on Intraocular Lenses	AJAY MEHTA	08				
09	Toric Multifocal: How does it add Value	KEIKI MEHTA	08				
10	Pearls for implanting Multifocals	NISHANT PATEL	08				
11	The need for Pre-loaded IOLs	VINOD C MEHTA	08				
Session	33			HALL - A			
Time	03.35 pm - 04.30 pm						
TITLE	OPHTHALMIC TAMBOLA (AN INNOVATIVE QUIZ)						
On the Dais	Chief Quizmaster	TEJAS SHAH					
	Quizmaster 2	TWINKLE SHAH					
	Quizmaster 3	PURVI BHAGAT					
Format	A UNIQUE QUIZ GAME FOR PARTICIPATION OF EVERYONE IN THE AUDIENCE !!! (STAY BACK TO WIN HUGE PRIZES)						
	HALL - A						
4.30 pm ...	VALEDICTORY FUNCTION & HIGH TEA						

Session	25			HALL - A			
Time	11.00 am - 11.45 Am						
RETINA FOUNDATION ORATION Prof. JEAN-JAQUES DELAEY (Belgium)							
Chairperson	PRAN NATH NAGPAL						
Introduction of the RF Award	PRAN / MANISH NAGPAL						05
Introduction of the RF Awardee for 2013	MUKESH PORWAL						05
RF ORATION:							
JUVENILE MACULAR DYSTROPHIES: NEW INSIGHTS IN DIAGNOSIS AND MANAGEMENT							30
Prof JEAN JAQUES DELAEY							



COMMITTEES & MEMBERS



**THE 41st ANNUAL ALL GUJARAT
OPHTHALMOLOGICAL CONFERENCE
RAJKOT**

14th & 15th September 2013

PRE-CONFERENCE COURSES : SEP 13 (FRIDAY)

Organising Committee

President-Elect	Dr Sanjay Gadre
Chairman of Organising Committee	Dr Vasant Sapovadia
Organising Secretary	Dr Mukesh Porwal
Treasurer	Dr Atul Badiani
Joint Organizing Secretaries	Dr Piyush Unadkat, Dr Harshal Baldha
Patrons	Dr Hasmukh Dhruva, Dr Kishore Doshi, Dr Sudhaben Patney, Dr C R Baldha, Dr Rekhaben Gosaliya, Dr Kiran Shah
Advisory Committee	Dr Vimal Vyas, Dr Vibhaben Dave, Dr V. P. Patel, Dr Parimal Trivedi

Committee	Chairperson	Member 2	Member 3
FUND RAISING	Dr Vijay Maheshwari	Dr Ajay Mehta	Dr Pratish Savjiani
RECEPTION	Dr Bharat Shah	Dr Piyush Jansari	Dr Haresh Gadhiya
ACCOMMODATION	Dr Bakul Vyas	Dr Dhaval Mehta	Dr Hetal Bakhai
REGISTRATION & KIT	Dr Dilip Agrawal	Dr Jatin Patel	Dr Harsh Yadav
SCIENTIFIC	Dr Manoj Bhatt	Dr Hemal Kansagra	Dr Rupal Nandha
AUDIOVISUAL	Dr Chetan Hindocha	Dr Kamal Dodia	Dr Suketu Bhupal
FOOD & BEVERAGES	Dr Ketan Bavishi	Dr Jayesh Modhwadia	Dr Kajal Patel
TRADE EXHIBITION	Dr Janak Mehta	Dr Ramesh Solanki	Dr Geeta Acharya
ENTERTAINMENT	Dr Rajoo Kothari	Dr Milan Thakkar	Dr Falguni Trivedi
CERTIFICATES & MEMENTOS	Dr Snehal Pandya	Dr Hitesh Parekh	Dr Neeti Sheth
TRANSPORT & TOURS	Dr Bhavesh Solanki	Dr Nilesh Pandit	Dr Sanatan Jani
SOUVENIR & WEBSITE	Dr Kirit Kaneria	Dr Rushit Sheth	Dr Nandini Vyas
SPOUSE ACTIVITIES	Dr Shilpa Mehta	Dr Tejal Mehta	Dr Brinda Porwal
PUBLIC RELATIONS	Dr Animesh Dhruva	Dr Anurath Savaliya	Dr Shilpa Gorania
VENUE MANAGEMENT	Dr Kamlesh Kalaria	Dr Sandeep Visani	Dr Deepshikha Mittal
HALL MANAGEMENT	Dr Dharmesh Shah	Dr Hemali Monpara	Dr Umesh Bhammarkar

with some Fellows & Residents ...

In this Circular

Page	Content
02	The Committees - AGOS, LOC & ROS
03	From the Local Organising Committee
04	A few attractions of Rajkot
05	About Rajkot
06	Vista 2013 Registration Form
07	Pre-Conference Instruction Courses
08	From the Scientific Committee Chairman
09	Guest Faculty
09	From the President-Elect of AGOS
10	AGOS: Past, Present & Future - by Dr P N Nagpal
13	Major Sponsors of Vista 2013
14	Travel & Accommodation
15	Tours in & Around Rajkot
16	About the Venue
17	Venue Layout Map
18	Main Auditorium & Registration Area
19	Trade Conclave & Food Zone
20	Hall - B & C Area
21	Scientific Program at a Glance
22	Scientific Program
29	Team Vista 2013



RAJKOT

THE 41st ANNUAL ALL GUJARAT OPHTHALMOLOGICAL CONFERENCE

www.Vista2013.org

Vista 2013 - Conference Secretariat

Dr. Mukesh Porwal, **Retina Hospital**, Kisanpara Chowk, Opp. Old Cancer Hospital, Rajkot - 360 001, Gujarat, India. Phones: +91-281-2456 500/600, Email: Vista2013Rajkot@gmail.com